



**Annual
Statistical
Report**

2005

LEGEND

HND	= Households with no dependents	Bach	= Bachelor unit
HWD	= Households with dependents	1B	= 1 bedroom unit
TCHC	= Toronto Community Housing Corporation	2B	= 2 bedroom unit
PNP	= Private, non-profit housing provider	3B	= 3 bedroom unit
Co-op	= Co-operative housing provider	4B	= 4 bedroom unit
W/C	= Wheelchair	5B	= 5 bedroom unit
WSIB	= Workplace Safety Insurance Board	SHRA	= Social Housing Reform Act
TAWL	= Toronto Applicant Waiting List	RGI	= Rent-geared-to-income
SPHC	= Special Priority Household Category		
DA	= Households disadvantaged by the chronological system		

DEFINITIONS

Active status: When an applicant is on the chronological waiting list and is eligible to be offered housing should it become available.

Inactive status: Although the applicant maintains his/her spot on the chronological waiting list, the applicant will have to meet further eligibility requirements before a provider can offer housing; usually, this means Housing Connections has not had contact with a client for more than 12 months.

Overhoused: When tenants are living in a unit that exceeds their occupancy eligibility.

Consumer/Survivor: One who uses or has used the resources offered by the mental health system.

Households disadvantaged by the chronological system: In Toronto, there is a Local Access Priority that requires one in seven vacancies be filled by a household disadvantaged by the chronological system. This includes youth, homeless, and separated families.

Separated family: A family with a child under the care of Children's Aid Services.

Youth: Applicants aged 16 and 17.

Senior: Applicants aged 59 or older. Some providers have mandates that require seniors to be 65 to be housed.

Special Priority Household Category: The Social Housing Reform Act gives priority access to social housing applicants whose personal safety, or whose family's safety, is at risk because of abuse by an individual with whom they live. This special priority is to enable the applicant's household to separate permanently from the abuser.

Victims of violence: Applicants who may not qualify for the Special Priority Household Category, but have been a victim of violence, would get this designation.

Terminally ill: In the City of Toronto there is an 'Optional Local Access Priority', giving providers the option to consider terminal illness as priority following households with Special Priority Household Category status. Following consultations with medical professionals and community agencies, Housing Connections' Board of Directors restricted this priority to those with less than two years to live.

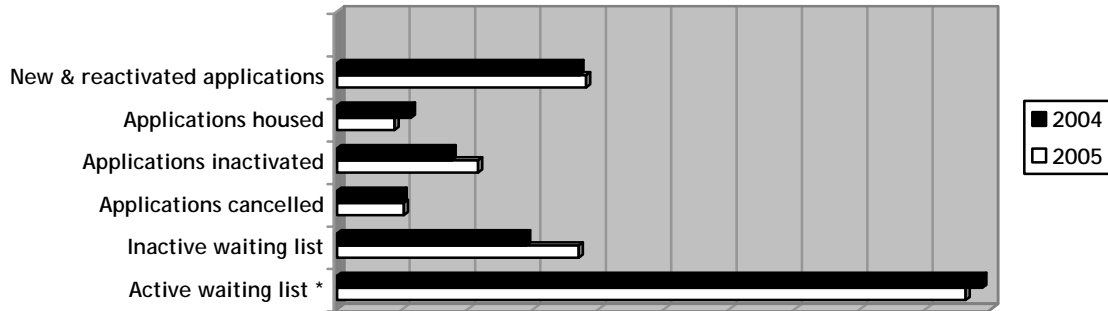
Provider: Social housing providers may be private non-profits, co-operatives or TCHC.

Supportive housing: Housing which offers a range of support services for tenants with special needs, such as physical/accessibility needs, life skills development, counselling, or other supports.

Rent supplement: A subsidy provided to conventional landlords to bridge the gap between the monthly market rent charged for a unit and the rent-geared-to-income portion paid by the tenant. A conventional landlord sets aside units for households requiring rent-geared-to-income and Housing Connections pays the landlord the difference between geared-to-income rent and the market rent for the unit.

SUMMARY OF ACTIVITIES

Activities from 2003 - 2004



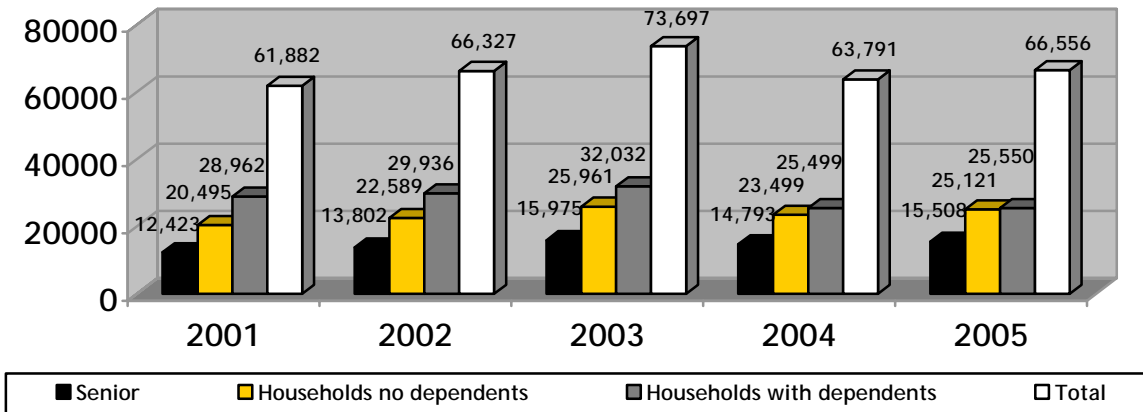
	2004	2005	Increase/Decrease	%
New & reactivated applications	18,541	19,051	+510	+ 3%
Applications housed	5,652	4,418	-1,234	-22%
Applications inactivated	8,760	10,788	+2,028	+23%
Applications cancelled	5,018	5,111	+93	+2%
Inactive waiting list	14,462	18,493	+4,031	+28%
Active waiting list *	49,329	48,063	-1,266	-2.5%
Total waiting list as at December 31st	63,791	66,556	+2,765	+4.3%

*This includes 337 applications received via the web that as of this date have not been assigned a household type

The total includes 3,622 clients currently living in subsidized accommodation. There are several situations why these households would be on the centralized waiting list:

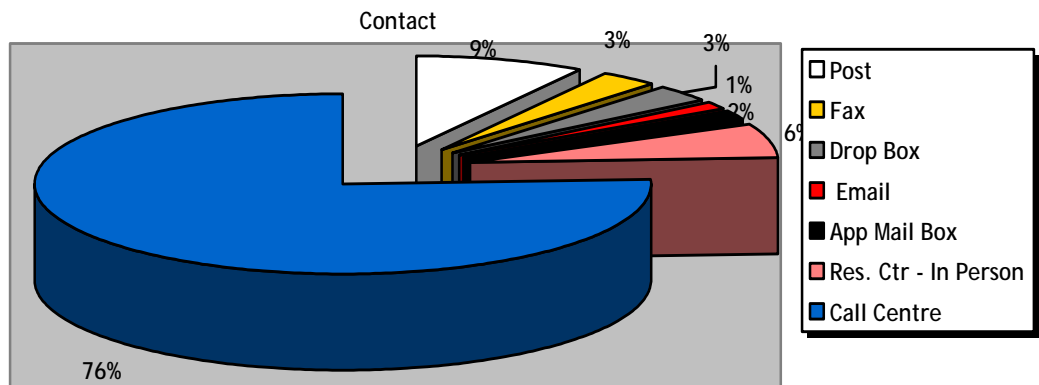
- They have applied to live with another provider,
- They are overhoused with their current landlord and are seeking smaller accommodation, or
- They are currently living within the former MTHC portfolio of TCHC and applied for a discretionary transfer, i.e., non priority. Prior to 2001, MTHC and THC administered the subsidized housing portfolio and waiting list in Toronto. These were integrated to form the current TCHC, which then created Housing Connections to maintain the waiting list.

FIVE YEAR WAITING LIST TOTALS



- This includes active and inactive waiting list totals. Active status means the applicant is on the chronological waiting list and is eligible to be offered housing should it become available. Inactive status means that although the applicant maintains his/her spot on the chronological waiting list, the applicant will have to meet further eligibility requirements before a provider can offer housing; usually, this means the client has not confirmed interest to remain on the list for at least 12 months.

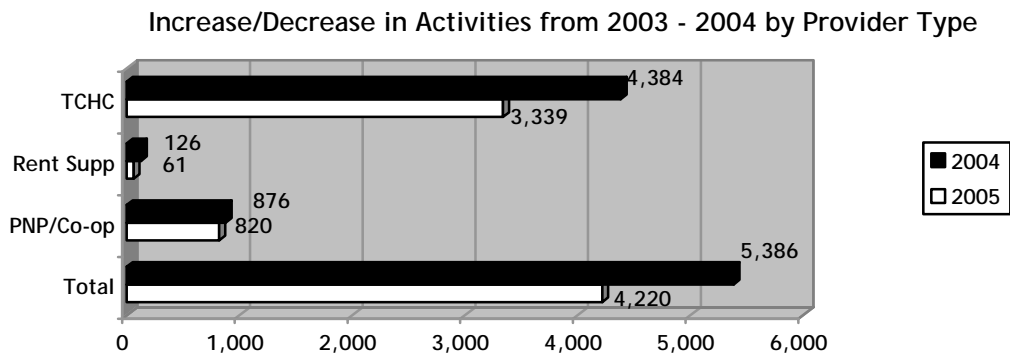
SUMMARY OF CONTACTS



Contact Methods	Totals	%
Post	33,137	9
Fax	11,221	3
Drop Box	11,121	3
Email	5,484	1
App Mail Box	5,992	2
Resource Centre (In Person)*	*22,247	6
Resource Centre (Call Centre)	281,576	76
Total	370,778	100

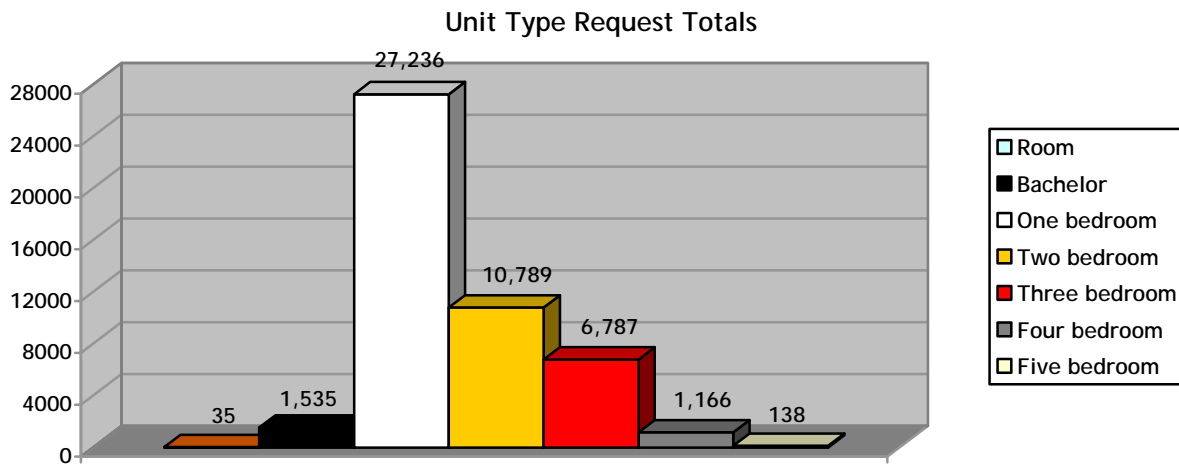
* Does not include statistics for April 2005, due to our move to 176 Elm Street

COMPARISON OF APPLICANTS HOUSED USING TAWL



Provider	2004	2005	Increase/Decrease
TCHC	4,384	3,339	-1,045
PNP/Co-op	876	820	-56
Rent Supplement	126	61	-65
Total	5,386	4,220	-1,166

SUMMARY OF THE ACTIVE WAITING LIST BY UNIT TYPE

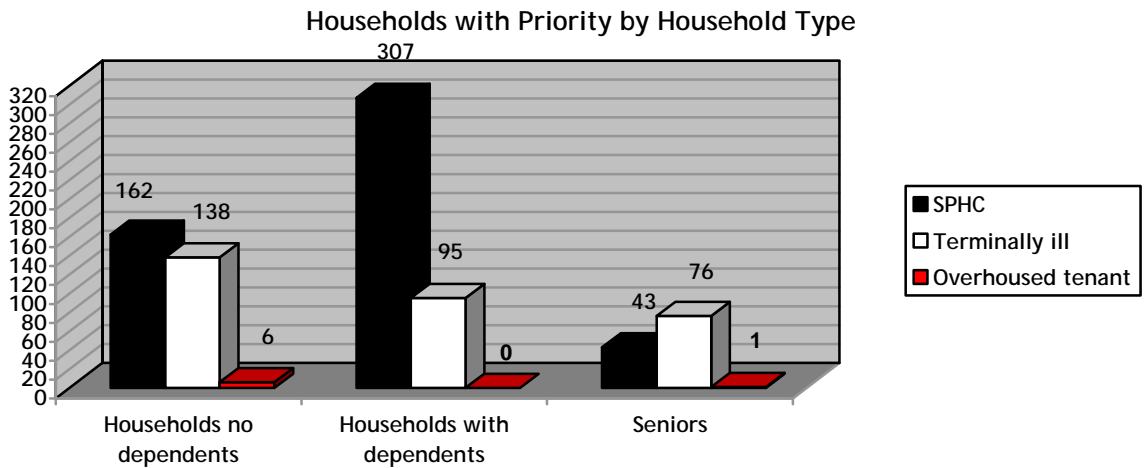


Unit Type	Households no Dependents	Households with Dependents	Senior	Total
Room	33	1	1	35
Bachelor	1,011	17	507	1,535
One bedroom	14,632	1,153	11,451	27,236
Two bedroom	1,574	8,874	341	10,789
Three bedroom	399	6,341	47	6,787
Four bedroom	62	1,094	10	1,166
Five bedroom+	10	125	3	138
Total	17,721	17,605	12,360	*48,063

- Unit type is from the largest types selected by the client, which means that a household could be on a waiting list for a bachelor and a one bedroom but only counted above as waiting for a one bedroom unit.

* This total includes 377 applications received via the web, which have not been processed.

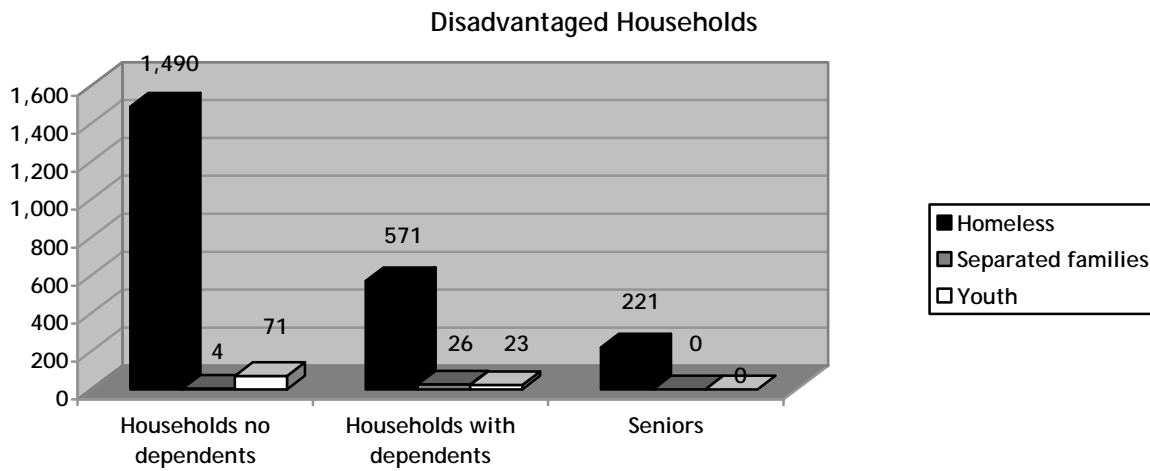
HOUSEHOLDS WITH PRIORITY ON THE ACTIVE WAITING LIST



Type of Priority	Households no Dependents	Households with Dependents	Senior	Total
SPHC	162	307	43	512
Terminally ill	138	95	76	309
Overhoused tenant	6	0	1	7
Total	306	402	120	828

- Under the SHRA, victims of family violence may be granted the Special Priority Household Category status (SPHC). Each provider is mandated to first offer available units to households with this status who have selected their buildings.
- In June 2002, City of Toronto Council approved the continuance of terminally ill as an 'Optional Local Access Priority', giving providers the option to consider 'terminal' as priority following households with Special Priority Household Category status. Following consultations with medical professionals and community agencies, Housing Connections' Board of Directors restricted this priority to those with less than two years to live.
- Under the Local Access Priority rules, overhoused tenants are also considered a priority. Where a tenant has been in an overhoused situation for more than 12 months or the provider with whom the tenant resides does not have the unit size required in their portfolio, the tenant must be placed on the centralized waiting list with priority. Overhoused applicants are offered housing after those under the Special Priority Household Category and terminally ill applicants for each development.

HOUSEHOLDS DISADVANTAGED BY THE CHRONOLOGICAL SYSTEM ON THE ACTIVE WAITING LIST

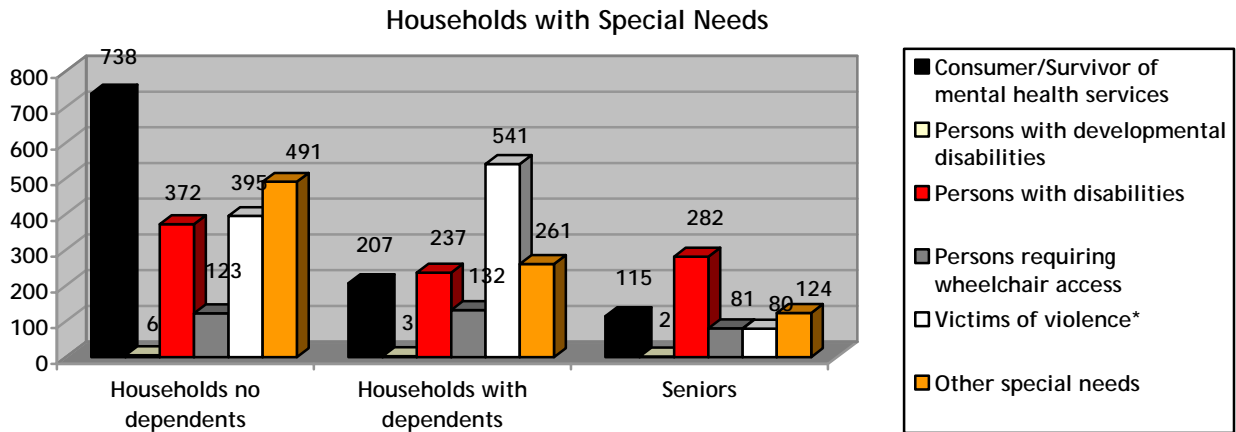


Type of Disadvantaged Household	Households no Dependents	Households with Dependents	Senior	Total
Homeless *	1,490	571	221	2,282
Separated families	4	26	0	30
Youth	71	23	0	94
Total	1,565	620	221	2,406

- This represents households who are disadvantaged at the time of application to the chronological wait list. One in seven vacancies must be filled by households with these designations.

*Homeless newcomers are included in this count.

HOUSEHOLDS ON THE ACTIVE WAITING LIST WITH SPECIAL NEEDS

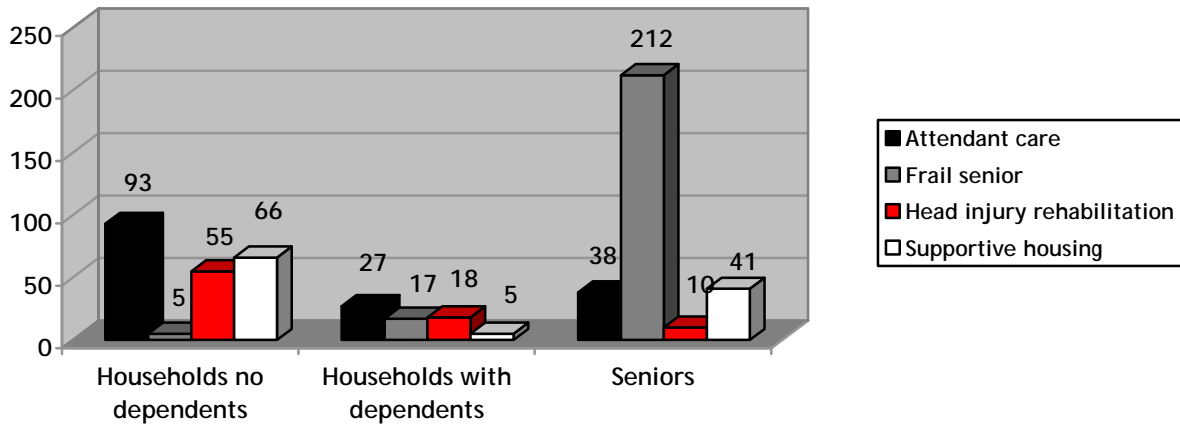


Type of Special Need	Households no Dependents	Households with Dependents	Senior	Total
Consumer/Survivor of mental health services	738	207	115	1,060
Persons with developmental disabilities	6	3	2	11
Persons with disabilities	372	237	282	891
Persons requiring wheelchair access	123	132	81	336
Victims of violence*	395	541	80	1,016
Other special needs	491	261	124	876
Total	2,125	1,381	684	4,190

*This count includes households where the Special Priority Household Category (SPHC) has been assigned.

HOUSEHOLDS ON THE ACTIVE WAITING LIST REQUIRING SUPPORTIVE HOUSING

Households Requiring Supportive Housing

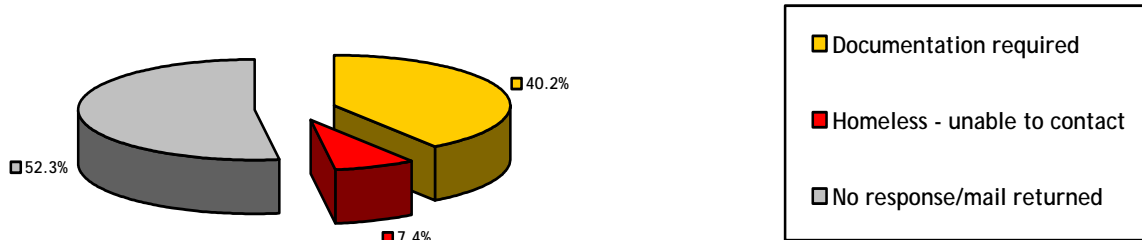


Type of Housing	Households no Dependents	Households with Dependents	Senior	Total
Attendant care	115	31	57	203
Frail senior	9	31	257	297
Head injury rehabilitation	63	21	13	97
Supportive housing	58	8	62	128
Total	245	91	389	725

REASONS FOR REMOVAL FROM THE ACTIVE WAITING LIST

As per the SHRA, maintenance of waiting list records is conducted annually for each applicant. Record status may change as a result of this process. The following tables give a breakdown for the reasons applications were either inactivated or cancelled in 2005. An inactive application can be reinstated to its original date up to 24 months after it has been inactivated. Cancelled applicants must reapply. Applicants who are homeless and have their application inactivated are eligible for reactivation up to five years later, as per a 2002 Council request.

Reasons for Inactivation

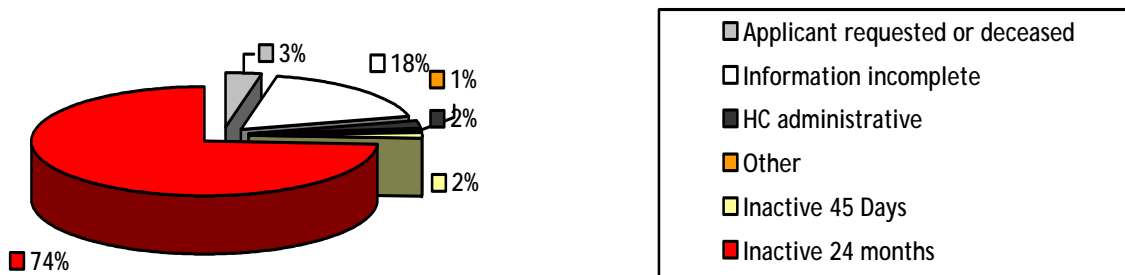


Reasons for Inactivation *	Total	%
Documentation required	4,342	40.2
Homeless - unable to contact	799	7.4
No response/mail returned	5,647	52.3

*This does not include applications which were reactivated or cancelled in 2005.

- 1,832 applications were reactivated and are counted in the applications received.

Reasons for Cancellation

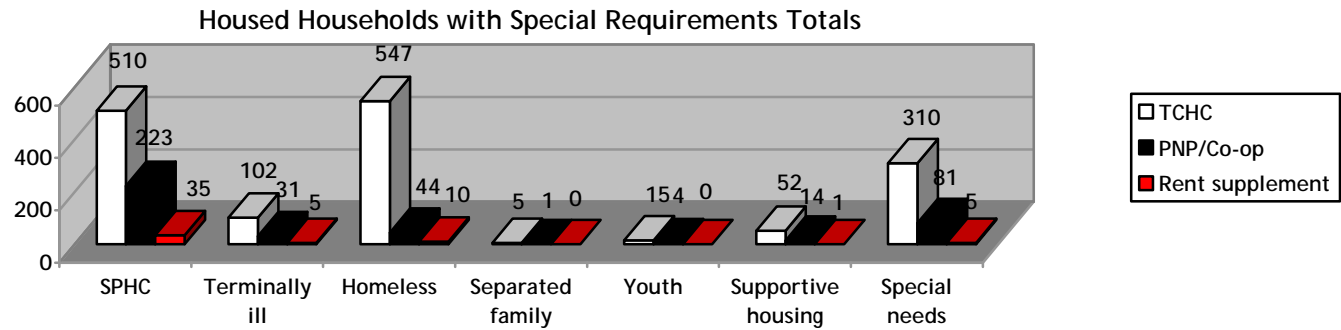


Reasons for Cancellation	Totals	%
Applicant requested or deceased	681	3
Information incomplete	3,795	18
Housing Connections administrative - e.g. duplicate records	444	2
Other	190	1
Inactive 45 Days - moved to cancelled (three refusals, applicant not eligible)	342	2
Inactive 24 months - moved to cancelled (mail returned, no reply to correspondence, documents required)	6,601	74

ACTIVE HOUSEHOLDS ON THE WAITING LIST CURRENTLY RESIDING WITH A PROVIDER

Provider	Provider of Choice	Subsidy				Market				Total
		HND	HWD	SENIOR	Total	HND	HWD	SENIOR	Total	
TCHC	TCHC	967	1,262	516	2,745	375	391	161	927	3,672
	Other	47	58	120	225	7	4	10	21	246
	Total	1,014	1,320	636	2,970	382	395	171	948	3,918
PNP	PNP	142	92	98	332	130	109	216	455	787
	Other	29	20	30	79	15	9	13	37	116
	Total	171	112	128	411	145	118	229	492	903
Co-op	Co-op	87	72	25	184	118	164	48	330	514
	Other	24	12	21	57	12	8	14	34	91
	Total	111	84	46	241	130	172	62	364	605
Total		1,296	1,516	810	3,622	657	685	462	1,804	5,426

HOUSED HOUSEHOLDS WITH SPECIAL HOUSING REQUIREMENTS



TCHC	SPHC	Terminally III	Homeless	Separated Family	Youth	Supportive Housing	Special Needs	Total
Households no Dependents	185	55	261	0	10	13	125	649
Households with Dependents	282	14	164	5	5	8	80	558
Seniors	43	33	122	0	0	31	105	334
Total	510	102	547	5	15	52	310	1,541

Rent Supplement	SPHC	Terminally III	Homeless	Separated Family	Youth	Supportive Housing	Special Needs	Total
Households no Dependents	25	2	6	0	0	0	3	36
Households with Dependents	9	2	3	0	0	0	2	16
Seniors	1	1	1	0	0	1	0	4
Total	35	5	10	0	0	1	5	56

Housing Connections

Housed households with special housing requirements
cont'd

PNP/Co-op	SPHC	Terminally III	Homeless	Separated Family	Youth	Supportive Housing	Special Needs	Total
Households no Dependents	70	9	14	0	2	8	28	131
Households with Dependents	136	8	17	1	2	0	28	192
Seniors	17	14	13	0	0	6	25	75
Total	223	31	44	1	4	14	81	398
Grand total	768	138	601	6	19	67	396	1,995

- Clients with SPHC status who are living in shelters are represented under the SPHC category, not the Homeless category.