



**Quarterly
Activity
Report**

4th Quarter 2011

October 1st 2011 - December 31st 2011

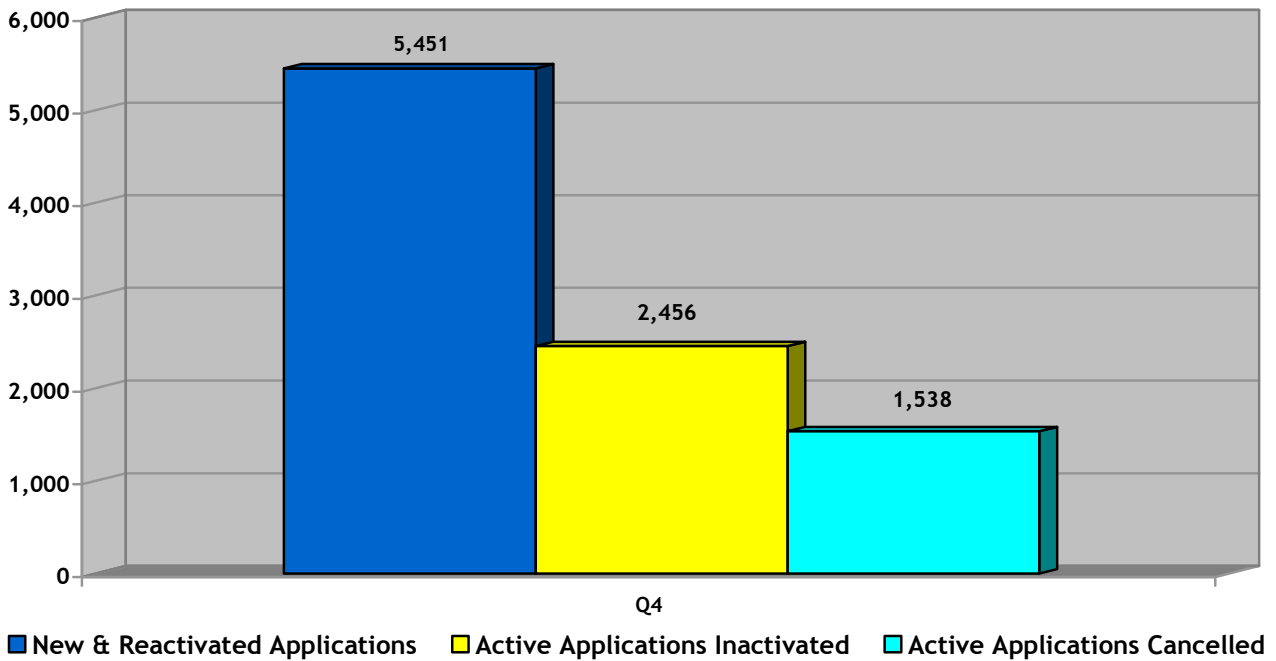
Summary Of Activities

Total **number of people** on Housing Connections centralized waiting list for social housing is **152,081** as of September 30, 2011. The rest of the numbers in this Statistical Report refer to household applications that may have several people on their application.

This number includes 30,756 children under the age of 17.

This number includes **14,011** single parents.

Active List Changes
4th Quarter Active Activities 2011

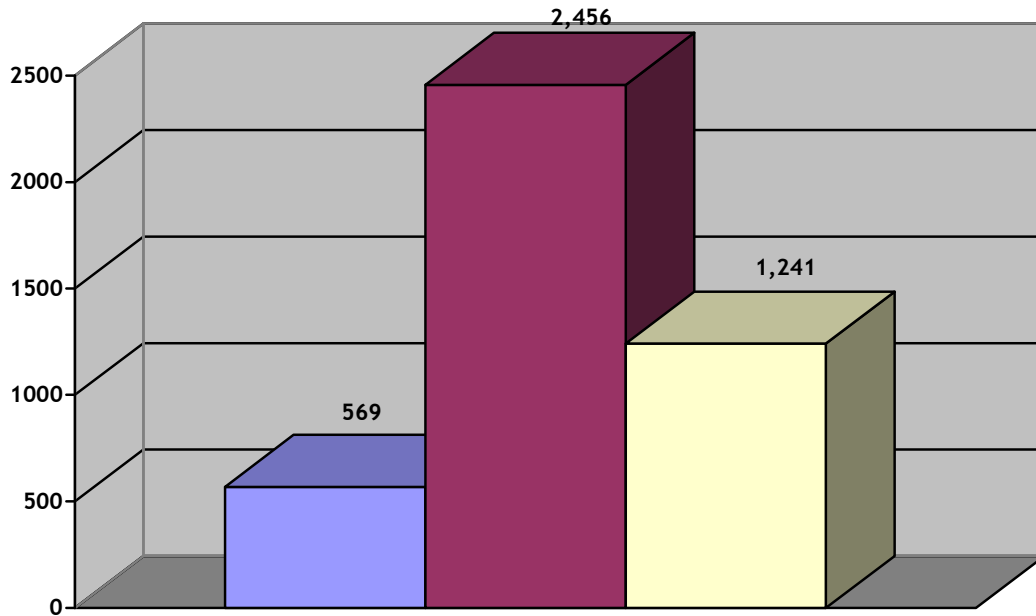


Active	4th Quarter
New & Reactivated Applications	5,451
Active Applications Inactivated	2,456
Active Applications Cancelled	1,538
Active Waiting List	69,342

'Active' waiting list – on waiting list and ready to be housed

Summary Of Activities

Inactive List Changes
4th Quarter Inactive Activities 2011



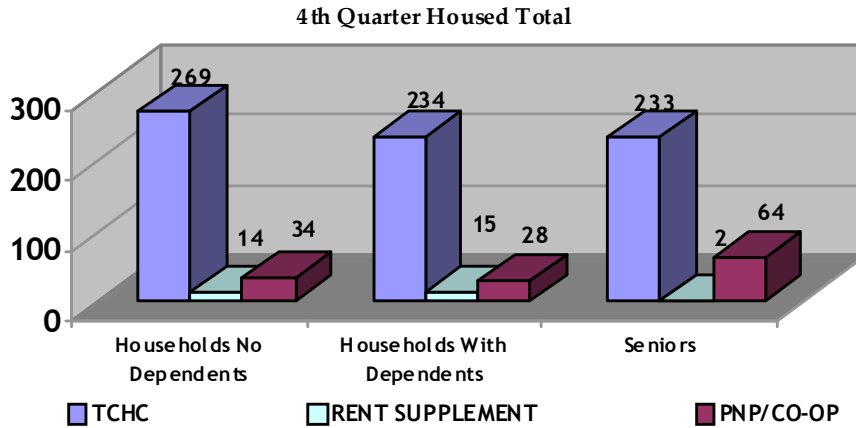
■ Reactivated Applications
 ■ Active Applications Inactivated
 ■ Inactive Applications Cancelled

Inactive	4 th Quarter
Reactivated Applications	569
Active Applications Inactivated	2,456
Inactive Applications Cancelled	1,241
Inactive Waiting List	12,796

Waiting List	4 th Quarter
Total Waiting List As At December 31, 2011	82,138

'Inactive' waiting list – on waiting list but cannot be housed for any number of reasons i.e. waiting for documents, haven't heard from applicant, mail returned, no response to requests for confirmation of interest or housing offer withdrawn. Applications can be inactive for up to 24 months (five years for homeless applicants) before being cancelled.

Fourth Quarter 2011 Housed Activities Using TAWL



TCHC	Room	Bach	1B	2B	3B	4B	5B+	Total
Households no Dependents	8	124	91	36	10	0	0	269
Households with Dependents	0	5	1	128	83	14	3	234
Seniors	1	188	43	1	0	0	0	233
Total	9	317	135	165	93	14	3	736

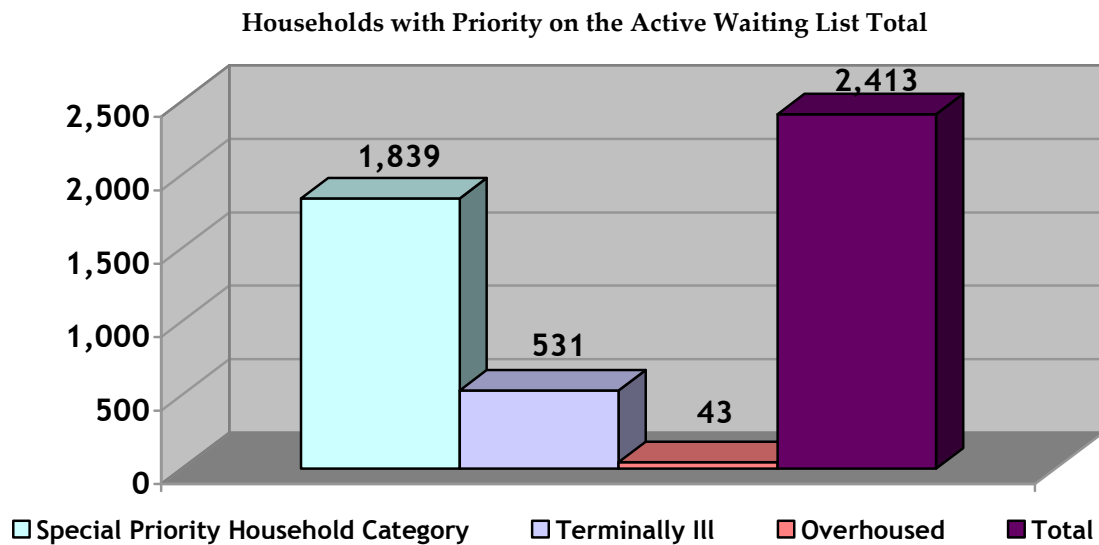
Rent Supplement	Room	Bach	1B	2B	3B	4B	5B+	Total
Households no Dependents	0	1	13	0	0	0	0	14
Households with Dependents	0	0	1	12	2	0	0	15
Seniors	0	0	2	0	0	0	0	2
Total	0	1	16	12	2	0	0	31

PNP and CO-OP	Room	Bach	1B	2B	3B	4B	5B+	Total
Households no Dependents	0	14	18	2	0	0	0	34
Households with Dependents	0	0	1	19	8	0	0	28
Seniors	0	14	48	2	0	0	0	64
Total	0	28	67	23	9	0	0	126

GRAND TOTAL	Room	Bach	1B	2B	3B	4B	5B+	Total
	9	346	218	200	103	14	3	893

TCHC = Toronto Community Housing Corporation PNP = Private Non-Profit Housing Provider CO-OP = Co-operative Housing Provider
TAWL = Toronto Social Housing Connections Application Waiting List

Households With Priority On The Active Waiting List



Type of Priority	Households no Dependents	Households with Dependents	Senior	Total
Special Priority Household Category	612	1,112	115	1,839
Terminally Ill	217	142	172	531
Overhoused	17	11	15	43
Total	846	1,265	302	2,413

Special Priority Housing Category – meets the criteria for priority so that abused can separate from abuser.

Terminally Ill – less than two years to live.

Overhoused – Tenants who are housed in a unit larger than they qualify for under the provincial occupancy standards.

Households With Priority - Housed In Q4

TCHC	Special Priority Household Category	Terminally Ill	Overhoused	Total
Households no Dependents	87	15	0	102
Households with Dependents	128	4	0	132
Seniors	18	14	0	32
Total	233	33	0	266

Rent Supplement	Special Priority Household Category	Terminally Ill	Overhoused	Total
Households no Dependents	9	0	0	9
Households With Dependents	8	1	0	9
Seniors	2	0	0	2
Total	19	1	0	29

PNP/CO-OP	Special Priority Household Category	Terminally Ill	Overhoused	Total
Households no Dependents	20	1	0	21
Households with Dependents	21	0	0	21
Seniors	8	4	1	13
Total	49	5	1	55

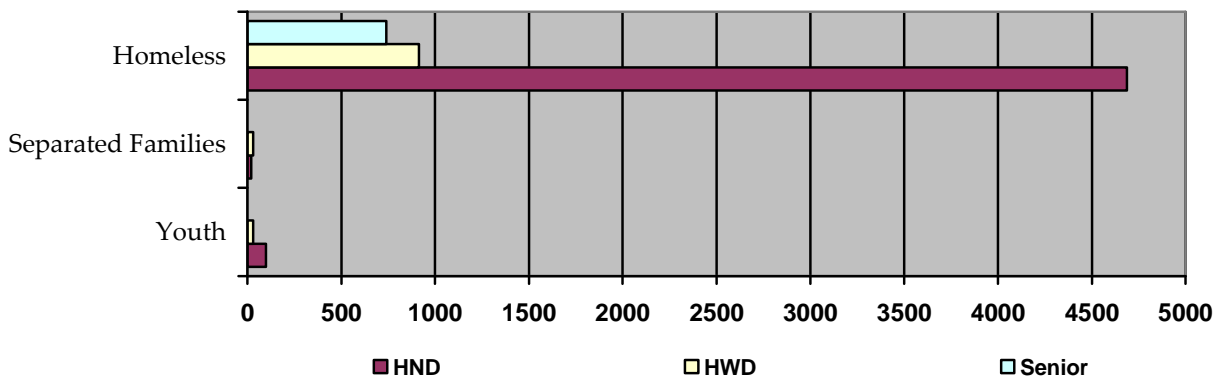
Grand Total	301	39	1	341
--------------------	------------	-----------	----------	------------

TCHC = Toronto Community Housing Corporation

PNP = Private Non-Profit Housing Provider

CO-OP = Co-operative Housing Provider

Disadvantaged Households On The Active Waiting List



Type of Disadvantaged Household	Households no Dependents	Households with Dependents	Senior	Total
Homeless *	4,689	913	739	6,341
Separated Families	20	31	0	51
Youth	100	32	0	132
Total	4,809	976	739	6,524

* This count does not include Special Priority Household Category living in Shelters

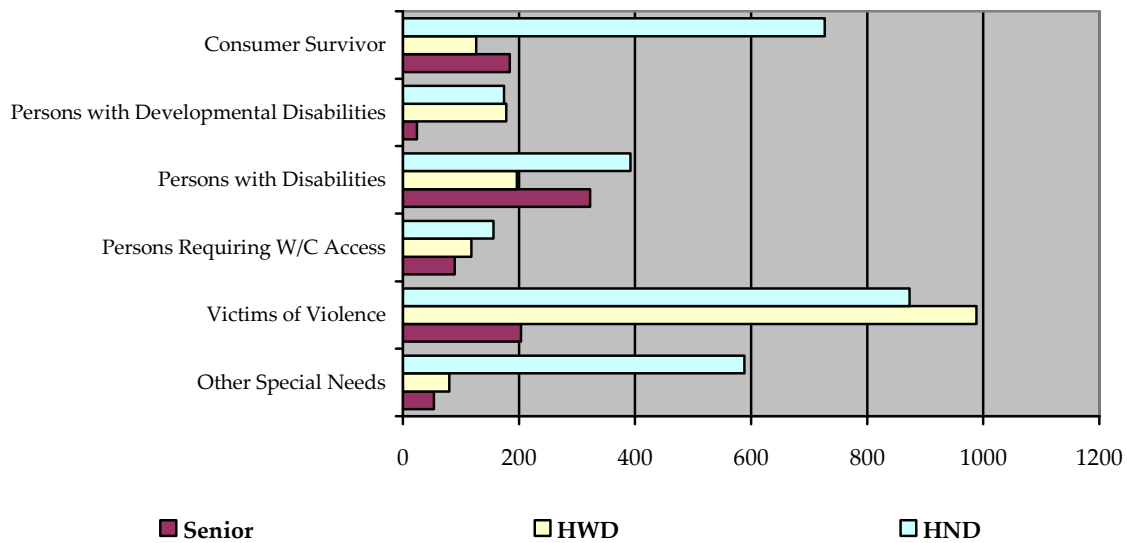
* This count includes Homeless Newcomers

HND = Households with no dependents

HWD = Households with dependents

Senior = No-Dependent Households where at least one of the household members is 59+

Households On The Active Waiting List With Special Needs



Type of Special Needs Household	Households no Dependents	Households with Dependents	Senior	Total
Consumer Survivor	727	126	184	1,037
Persons With Developmental Disabilities	174	178	24	376
Persons with Disabilities	392	196	323	911
Persons Requiring W/C Access	156	118	89	363
Victims of Violence *	873	988	203	2,064
Other Special Needs	588	80	53	721
Total	2,910	1,686	876	5,472

* This count includes households where Special Priority Household Category has been assigned.

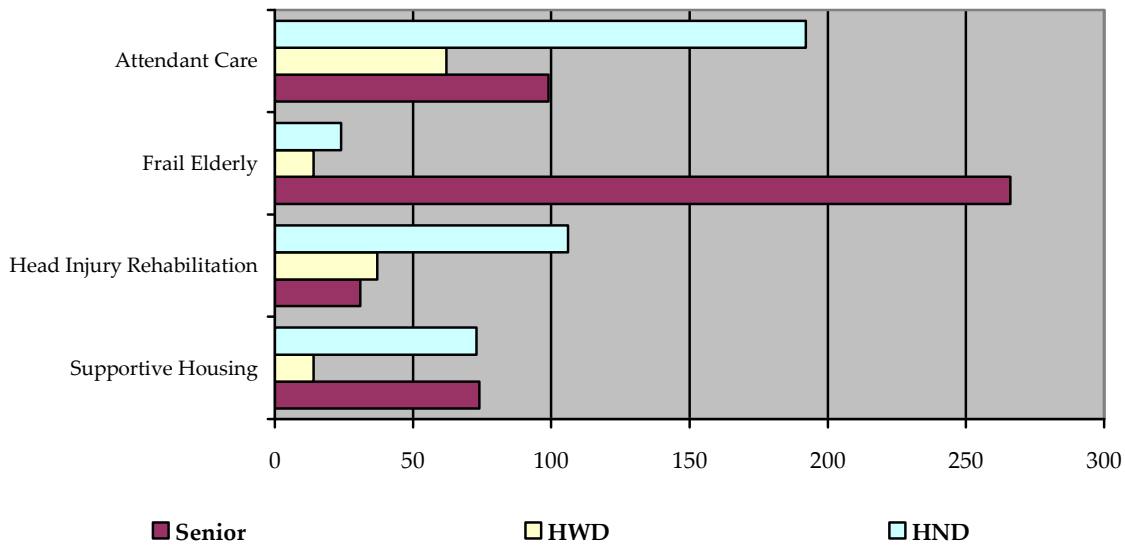
W/C = Wheelchair

HND = Households with no dependents

HWD = Households with dependents

Senior = No-Dependent Households where at least one of the household members is 59+

Households On The Active Waiting List Requiring Supportive Housing



Type of Supportive Housing	Households no Dependents	Households with Dependents	Senior	Total
Attendant Care	192	62	99	353
Frail Elderly	24	14	266	304
Head Injury Rehabilitation	106	37	31	174
Supportive Housing	73	14	74	161
Total	395	127	470	992

HND = Households with no dependents

HWD = Households with dependents

Senior = No-Dependent Households where at least one of the household members is 59+

Housed Households With Special Housing Requirements

TCHC	Homeless	Separated Family	Youth	Supportive Housing	Special Needs	Total
Households no Dependents	82	0	3	2	20	107
Households with Dependents	47	1	1	1	10	60
Seniors	41	0	0	2	9	52
Total	170	1	4	5	39	219

Rent Supplement	Homeless	Separated Family	Youth	Supportive Housing	Special Needs	Total
Households no Dependents	5	0	0	0	0	5
Households With Dependents	2	0	0	0	3	5
Seniors	0	0	0	0	0	0
Total	7	0	0	0	3	10

PNP/CO-OP	Homeless	Separated Family	Youth	Supportive Housing	Special Needs	Total
Households no Dependents	3	0	0	0	3	6
Households with Dependents	2	0	0	0	2	4
Seniors	2	0	0	1	5	8
Total	7	0	0	1	10	18

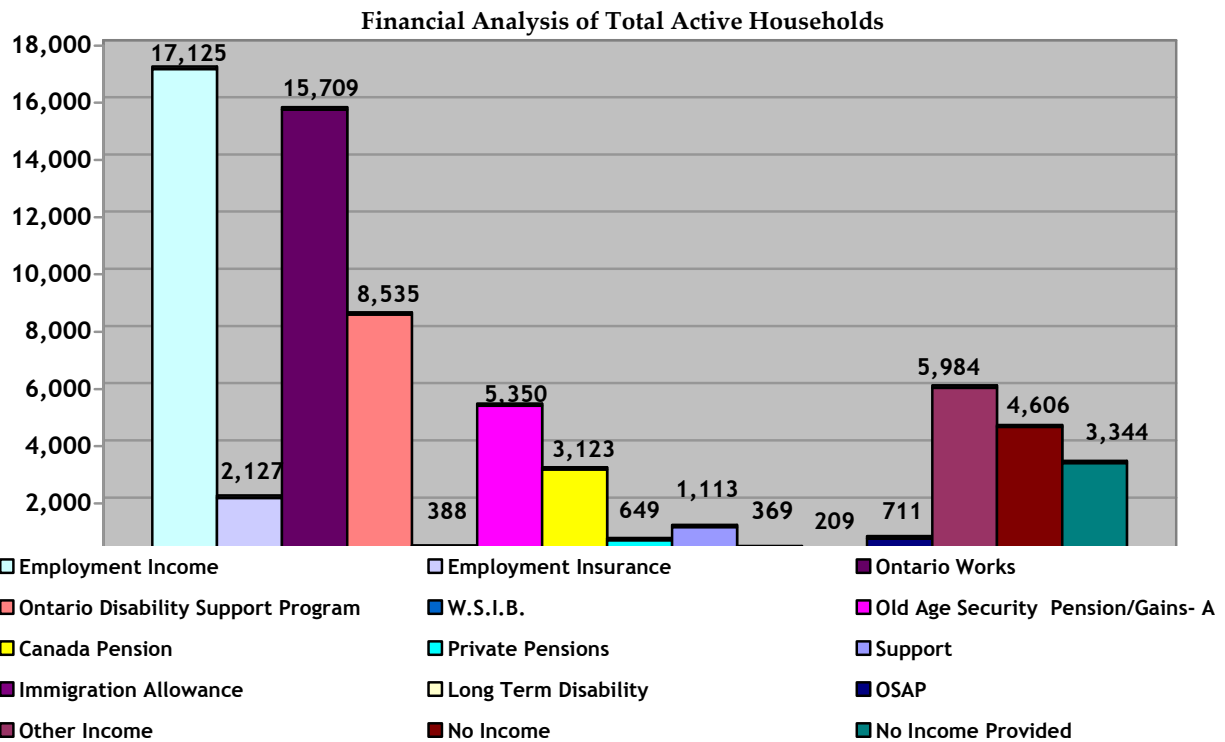
Grand Total	184	1	4	6	52	247
--------------------	------------	----------	----------	----------	-----------	------------

TCHC = Toronto Community Housing Corporation

PNP = Private Non-Profit Housing Provider

CO-OP = Co-operative Housing Provider

Major Income Source By Active Household



Income Type	Households no Dependents	Households with Dependents	Senior	Total
Employment Income	6,539	7,183	3,403	17,125
Employment Insurance	797	986	344	2,127
Ontario Works	7,483	6,717	1,509	15,709
Ontario Disability Support Program	4,968	1,495	2,072	8,535
W.S.I.B.	175	80	133	388
Old Age Security Pension/GAINS- A	209	134	5,007	5,350
Canada Pension	516	132	2,475	3,123
Private Pensions	70	29	550	649
Support	108	226	779	1,113
Immigration Allowance	135	208	26	369
Long Term Disability	98	35	76	209
OSAP	315	373	23	711
Other Income	2,073	1,799	2,112	5,984
No Income	2,284	1,187	1,135	4,606
No Income Provided	1,377	1,014	953	3,344
Total	27,147	21,598	20,597	69,342

W.S.I.B. = Workplace Safety Insurance Board

TIME ON ACTIVE WAITING LIST BY HOUSEHOLD TYPE

	< 1 Year			1 up to 3 Years			3 up to 5 Years			5 up to 7 Years			7 up to 10 Years			> 10 Years		
	HND	HWD	SEN	HND	HWD	SEN	HND	HWD	SEN	HND	HWD	SEN	HND	HWD	SEN	HND	HWD	SEN
Room	3	0	2	8	0	0	3	0	0	0	0	0	0	0	0	0	0	0
Bachelor	283	4	289	504	1	452	272	1	188	78	0	71	27	0	19	10	0	12
One Bedroom	4,810	165	3,166	8,422	134	5,747	4,717	80	3,740	2,279	77	2,514	1,530	68	2,169	1,042	64	1,597
Two Bedroom	463	1,814	102	776	3,804	113	410	2,382	85	285	1,330	55	236	924	53	221	528	64
Three Bedroom	86	1,063	8	66	2,404	4	41	1,513	2	19	1,030	1	39	981	4	36	632	2
Four Bedroom	13	219	2	12	470	2	4	362	1	3	261	0	2	309	0	4	230	0
Five Bedroom	4	42	0	2	137	0	0	106	0	0	102	0	2	61	0	0	40	0
Total	5,662	3,307	3,569	9,790	6,950	6,318	5,447	4,444	4,016	2,664	2,800	2,641	1,836	2,343	2,245	1,313	1,494	1,675

HND = Households with no dependents

HWD = Households with dependents

SEN = No-Dependent Households where at least one of the household members is 59+