



**Quarterly
Activity
Report**

1st Quarter 2010

January 1st 2010 - March 31st 2010

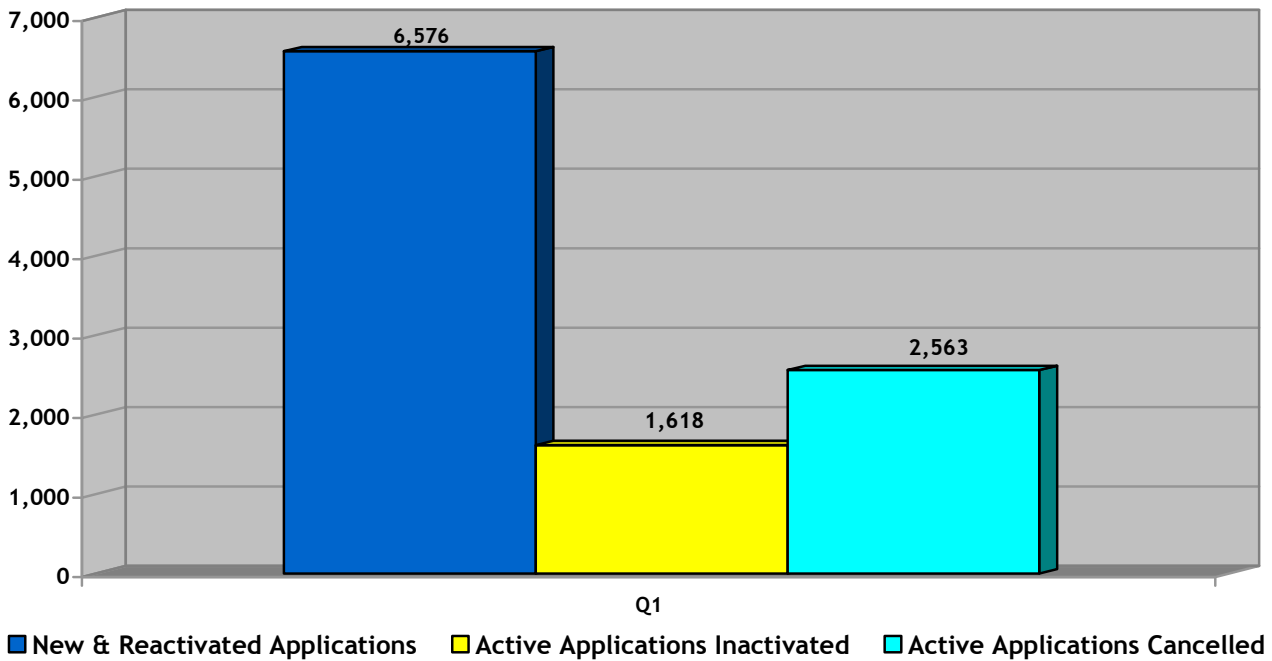
SUMMARY OF ACTIVITIES

Total **number of people** on Housing Connections centralized waiting list for social housing is **136,461** as of March 31, 2010. The rest of the numbers in this Statistical Report refer to household applications that may have several people on their application.

This number includes **28,458** children under the age of 17.

This number includes **12,395** single parents.

Active List Changes
1st Quarter Active Activities 2010

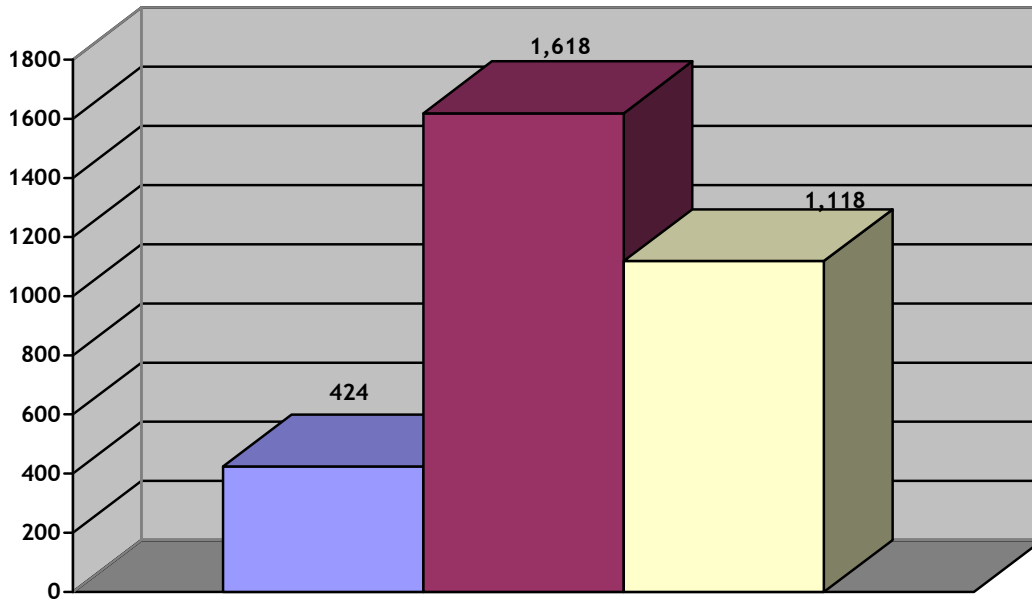


Active	1st Quarter
New & Reactivated Applications	6,576
Active Applications Inactivated	1,618
Active Applications Cancelled	2,563
Active Waiting List	61,499

'Active' waiting list – on waiting list and ready to be housed

SUMMARY OF ACTIVITIES

Inactive List Changes
1st Quarter Inactive Activities 2010



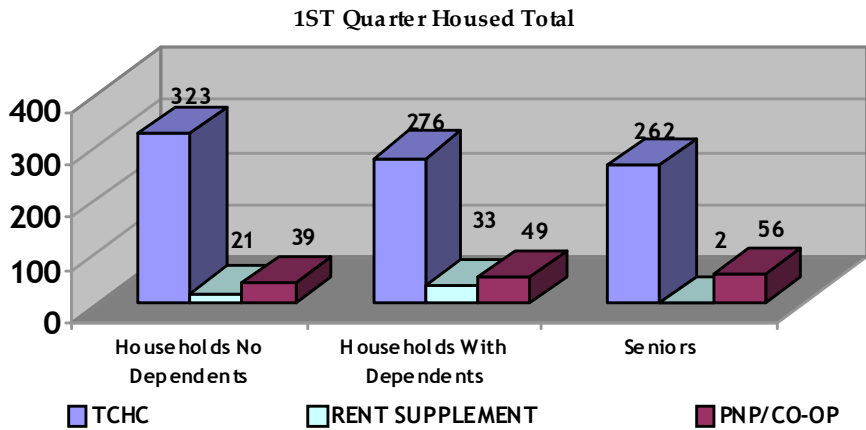
■ Reactivated Applications
 ■ Active Applications Inactivated
 ■ Inactive Applications Cancelled

Inactive	1st Quarter
Reactivated Applications	424
Active Applications Inactivated	1,618
Inactive Applications Cancelled	1,118
Inactive Waiting List	11,377

Waiting List	1st Quarter
Total Waiting List As At March 31, 2010	72,876

'Inactive' waiting list – on waiting list but cannot be housed for any number of reasons i.e. waiting for documents, haven't heard from applicant, mail returned, no response to requests for confirmation of interest or housing offer withdrawn. Applications can be inactive for up to 24 months (five years for homeless applicants) before being cancelled.

FIRST QUARTER 2010 HOUSED ACTIVITIES USING TAWL



TCHC	Room	Bach	1B	2B	3B	4B	5B+	Total
Households no Dependents	9	179	106	25	4	0	0	323
Households with Dependents	0	5	10	166	73	15	7	276
Seniors	3	206	52	1	0	0	0	262
Total	12	390	168	192	77	15	7	861

Rent Supplement	Room	Bach	1B	2B	3B	4B	5B+	Total
Households no Dependents	0	0	19	2	0	0	0	21
Households with Dependents	0	0	1	24	8	0	0	33
Seniors	0	0	2	0	0	0	0	2
Total	0	0	22	26	8	0	0	56

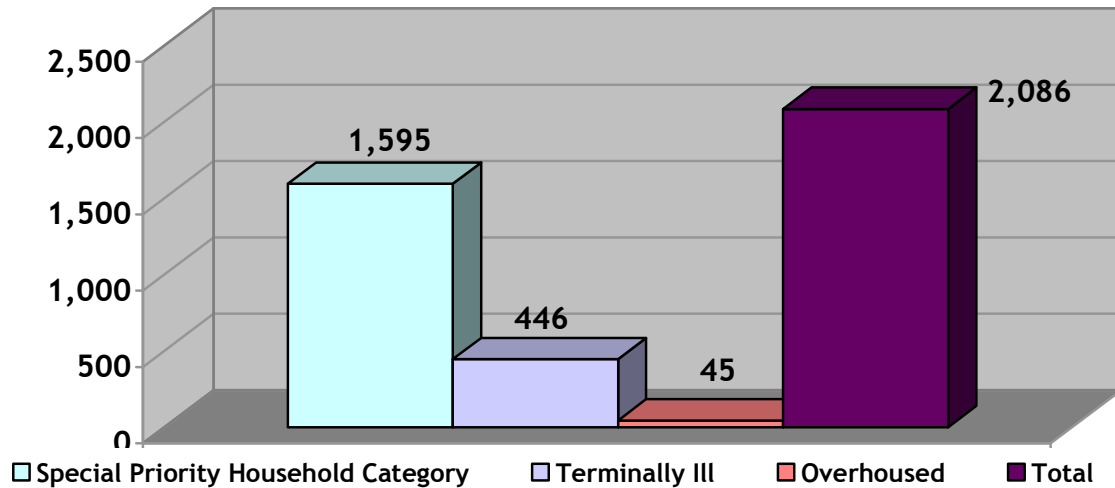
PNP and CO-OP	Room	Bach	1B	2B	3B	4B	5B+	Total
Households no Dependents	0	9	25	4	1	0	0	39
Households with Dependents	0	0	3	32	10	3	1	49
Seniors	0	2	49	5	0	0	0	56
Total	0	11	77	41	11	3	1	144

GRAND TOTAL	Room	Bach	1B	2B	3B	4B	5B+	Total
	12	401	267	259	96	18	8	1,061

TCHC = Toronto Community Housing Corporation PNP = Private Non-Profit Housing Provider CO-OP = Co-operative Housing Provider

HOUSEHOLDS WITH PRIORITY ON THE ACTIVE WAITING LIST

Households with Priority on the Active Waiting List Total



Type of Priority	Households no Dependents	Households with Dependents	Senior	Total
Special Priority Household Category	522	973	100	1,595
Terminally Ill	174	142	130	446
Overhoused	21	13	11	45
Total	717	1,128	241	2,086

Special Priority Housing Category – meets the criteria for priority so that abused can separate from abuser.

Terminally Ill – less than two years to live.

Overhoused – Tenants who are housed in a unit larger than they qualify for under the provincial occupancy standards.

HOUSEHOLDS WITH PRIORITY - HOUSED IN Q1

TCHC	Special Priority Household Category	Terminally Ill	Overhoused	Total
Households no Dependents	81	16	0	97
Households with Dependents	138	2	0	140
Seniors	17	6	0	23
Total	236	24	0	260

Rent Supplement	Special Priority Household Category	Terminally Ill	Overhoused	Total
Households no Dependents	17	2	0	19
Households With Dependents	20	1	0	21
Seniors	0	0	0	0
Total	37	3	0	40

PNP/CO-OP	Special Priority Household Category	Terminally Ill	Overhoused	Total
Households no Dependents	18	1	0	19
Households with Dependents	37	0	1	38
Seniors	7	5	1	13
Total	62	6	2	70

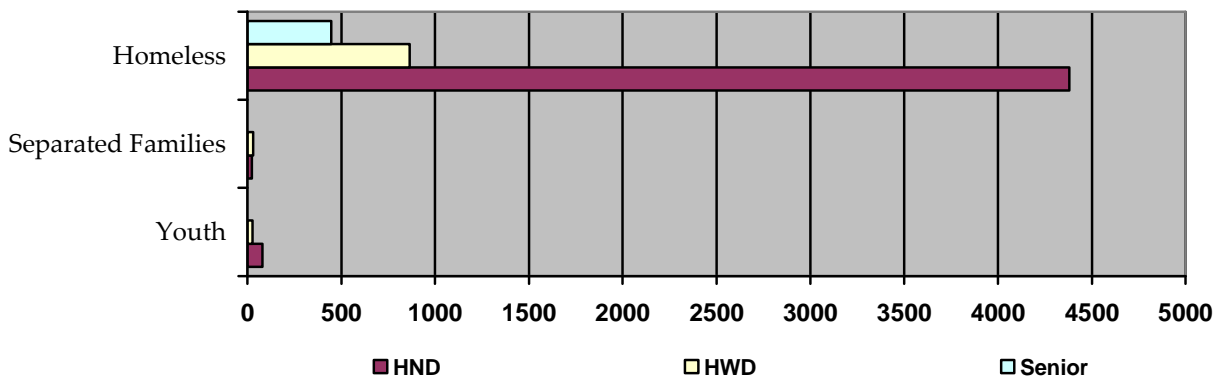
Grand Total	335	33	2	370
--------------------	------------	-----------	----------	------------

TCHC = Toronto Community Housing Corporation

PNP = Private Non-Profit Housing Provider

CO-OP = Co-operative Housing Provider

DISADVANTAGED HOUSEHOLDS ON THE ACTIVE WAITING LIST



Type of Disadvantaged Household	Households no Dependents	Households with Dependents	Senior	Total
Homeless *	4,380	864	447	5,691
Separated Families	24	32	0	56
Youth	79	26	0	105
Total	4,483	922	447	5,852

* This count does not include Special Priority Household Category living in Shelters

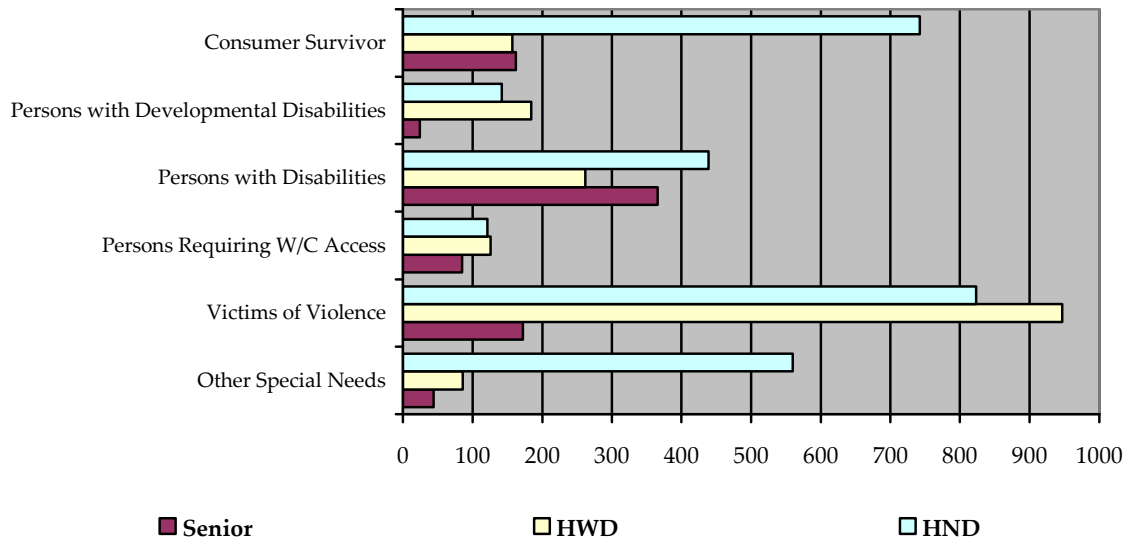
* This count includes Homeless Newcomers

HND = Households with no dependents

HWD = Households with dependents

Senior = No-Dependent Households where at least one of the household members is 59+

HOUSEHOLDS ON THE ACTIVE WAITING LIST WITH SPECIAL NEEDS



Type of Special Needs Household	Households no Dependents	Households with Dependents	Senior	Total
Consumer Survivor	742	157	162	1,061
Persons With Developmental Disabilities	142	184	24	350
Persons with Disabilities	439	262	366	1,067
Persons Requiring W/C Access	121	126	85	332
Victims of Violence *	823	947	172	1,942
Other Special Needs	560	86	44	690
Total	2,827	1,762	853	5,442

* This count includes households where Special Priority Household Category has been assigned.

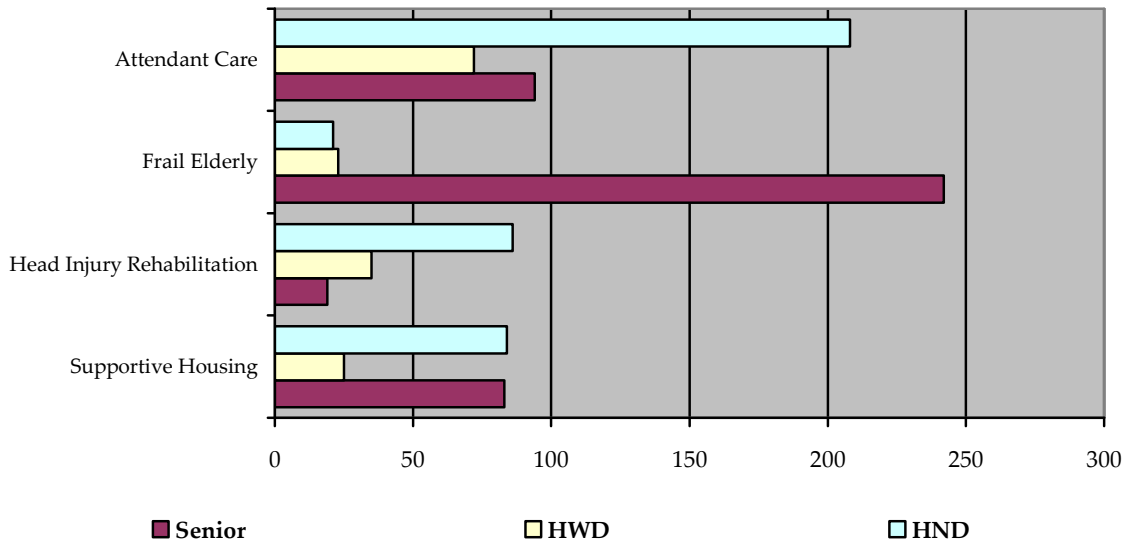
W/C = Wheelchair

HND = Households with no dependents

HWD = Households with dependents

Senior = No-Dependent Households where at least one of the household members is 59+

HOUSEHOLDS ON THE ACTIVE WAITING LIST REQUIRING SUPPORTIVE HOUSING



Type of Supportive Housing	Households no Dependents	Households with Dependents	Senior	Total
Attendant Care	208	72	94	374
Frail Elderly	21	23	242	286
Head Injury Rehabilitation	86	35	19	140
Supportive Housing	84	25	83	192
Total	399	155	438	992

HND = Households with no dependents

HWD = Households with dependents

Senior = No-Dependent Households where at least one of the household members is 59+

HOUSED HOUSEHOLDS WITH SPECIAL HOUSING REQUIREMENTS

TCHC	Homeless	Separated Family	Youth	Supportive Housing	Special Needs	Total
Households no Dependents	96	1	1	3	32	133
Households with Dependents	40	2	2	0	14	58
Seniors	50	0	0	11	16	77
Total	186	3	3	14	62	268

Rent Supplement	Homeless	Separated Family	Youth	Supportive Housing	Special Needs	Total
Households no Dependents	1	0	0	0	2	3
Households With Dependents	3	1	0	1	5	10
Seniors	0	0	0	0	0	0
Total	4	1	0	1	7	13

PNP/CO-OP	Homeless	Separated Family	Youth	Supportive Housing	Special Needs	Total
Households no Dependents	4	0	0	1	4	9
Households with Dependents	2	0	1	2	1	6
Seniors	4	0	0	4	4	12
Total	10	0	1	7	9	27

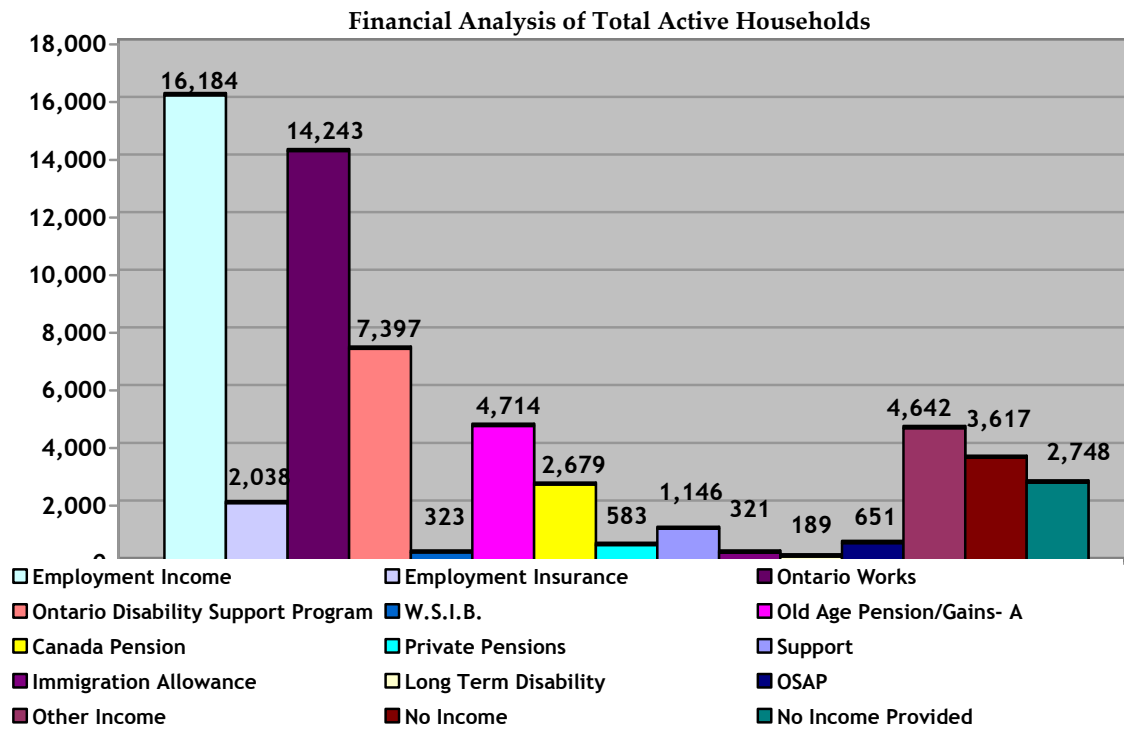
Grand Total	200	4	4	22	78	308
--------------------	------------	----------	----------	-----------	-----------	------------

TCHC = Toronto Community Housing Corporation

PNP = Private Non-Profit Housing Provider

CO-OP = Co-operative Housing Provider

MAJOR INCOME SOURCE BY ACTIVE HOUSEHOLD



Income Type	Households no Dependents	Households with Dependents	Senior	Total
Employment Income	6,258	7,048	2,878	16,184
Employment Insurance	789	983	266	2,038
Ontario Works	6,832	6,264	1,147	14,243
Ontario Disability Support Program	4,265	1,470	1,662	7,397
W.S.I.B.	147	75	101	323
Old Age Pension/Gains- A	138	229	4,347	4,714
Canada Pension	504	172	2,003	2,679
Private Pensions	76	40	467	583
Support	122	251	773	1,146
Immigration Allowance	116	190	15	321
Long Term Disability	108	28	53	189
OSAP	323	308	20	651
Other Income	1,609	1,503	1,530	4,642
No Income	1,885	961	771	3,617
No Income Provided	1,186	846	716	2,748
Total	24,358	20,368	16,749	61,475

W.S.I.B = Workplace Safety Insurance Board

TIME ON ACTIVE WAITING LIST BY HOUSEHOLD TYPE

	< 1 Year			1 up to 3 Years			3 up to 5 Years			5 up to 7 Years			7 up to 10 Years			> 10 Years		
	HND	HWD	SEN	HND	HWD	SEN	HND	HWD	SEN	HND	HWD	SEN	HND	HWD	SEN	HND	HWD	SEN
Room	3	0	1	9	0	0	0	0	0	1	0	0	0	0	0	0	0	0
Bachelor	334	3	286	604	6	294	203	5	123	48	1	44	27	1	13	4	0	6
One Bedroom	5,406	202	3,055	7,676	252	4,580	3,682	202	3,088	1,764	154	2,049	1,291	165	1,654	748	103	968
Two Bedroom	384	2,538	66	519	3,520	127	315	2,255	62	187	1,213	44	101	808	54	59	514	47
Three Bedroom	66	1,336	12	67	1,885	17	47	1,310	9	39	986	9	30	864	6	24	492	6
Four Bedroom	14	181	1	8	284	5	3	232	0	1	153	2	5	153	1	4	86	0
Five Bedroom	0	33	0	3	36	0	0	33	0	1	8	0	0	10	0	0	3	0
Total	6,207	4,293	3,421	8,886	5,983	5,023	4,250	4,037	3,282	2,041	2,515	2,148	1,454	2,001	1,728	839	1,198	1,027

HND = Households with no dependents

HWD = Households with dependents

SEN = No-Dependent Households where at least one of the household members is 59+