



Quarterly  
Activity  
Report

---

**2nd Quarter 2009**

April 1st 2009 - June 30th 2009

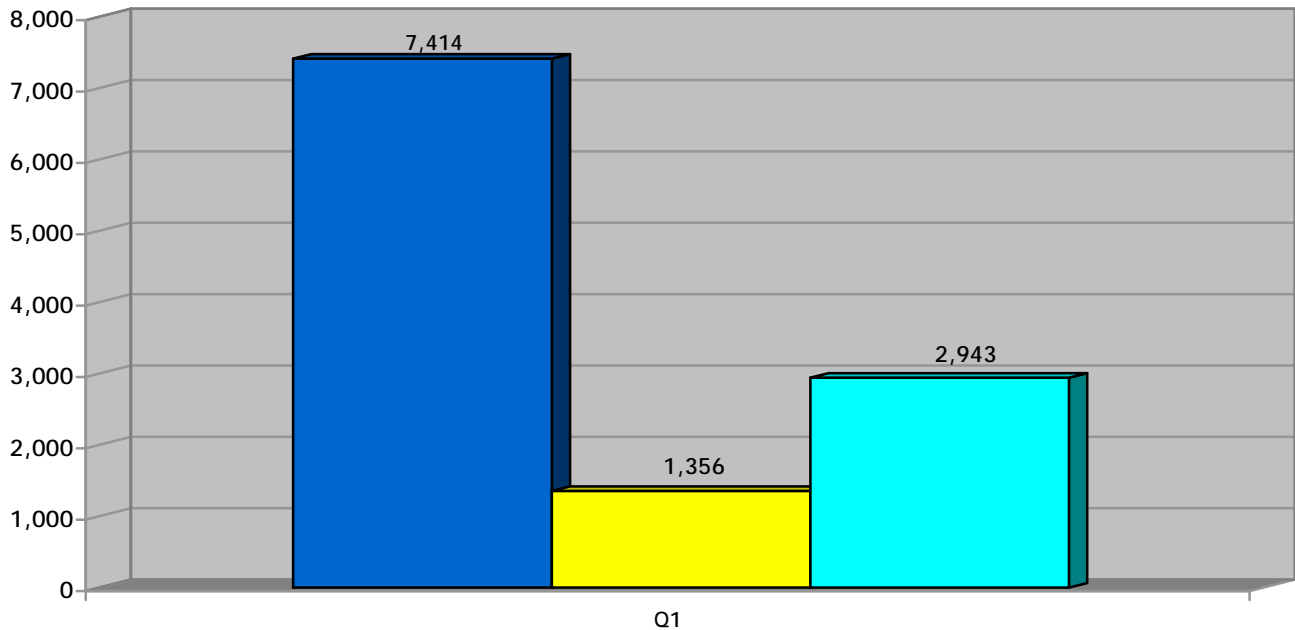
## SUMMARY OF ACTIVITIES

Total **number of people** on Housing Connections centralized waiting list for social housing is **130,950** as of June 30, 2009. The rest of the numbers in this Statistical Report refer to household applications that may have several people on their application.

This number includes **26,280** children under the age of 17.

This number includes **11,311** single parents.

**Active List Changes**  
2nd Quarter Active Activities 2009



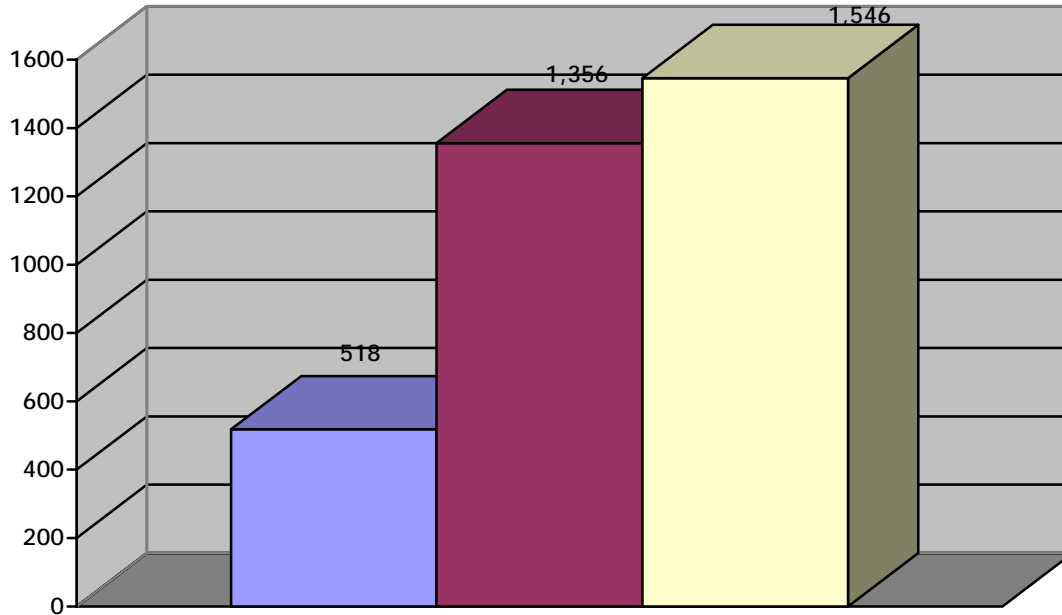
■ New & Reactivated Applications   ■ Active Applications Inactivated   ■ Active Applications Cancelled

Active	2 <sup>nd</sup> Quarter
New & Reactivated Applications	7,414
Active Applications Inactivated	1,356
Active Applications Cancelled	2,943
Active Waiting List	55,962

'Active' waiting list – on waiting list and ready to be housed

**SUMMARY OF ACTIVITIES**

**Inactive List Changes  
2nd Quarter Inactive Activities 2009**



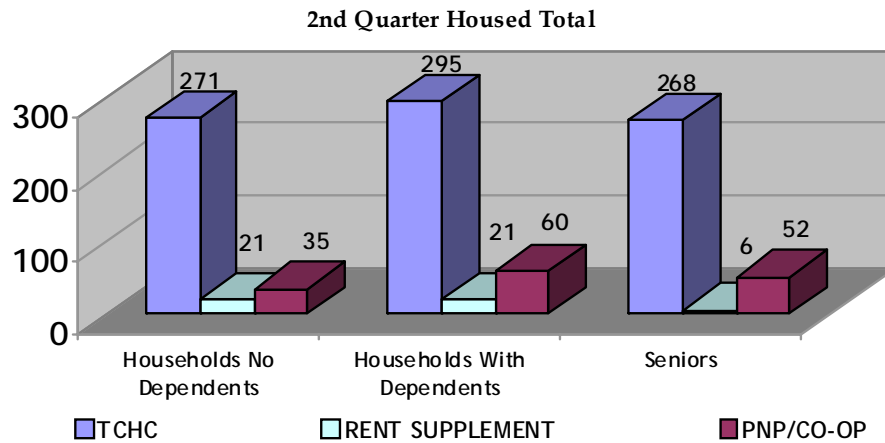
■ Reactivated Applications  
 ■ Active Applications Inactivated  
 ■ Inactive Applications Cancelled

Inactive	2 <sup>nd</sup> Quarter
Reactivated Applications	518
Active Applications Inactivated	1,356
Inactive Applications Cancelled	1,546
Inactive Waiting List	13,254

Waiting List	2 <sup>nd</sup> Quarter
Total Waiting List As At June 30, 2009	69,216

**'Inactive' waiting list** – on waiting list but cannot be housed for any number of reasons i.e. waiting for documents, haven't heard from applicant, mail returned, no response to requests for confirmation of interest or housing offer withdrawn. Applications can be inactive for up to 24 months (five years for homeless applicants) before being cancelled.

## SECOND QUARTER 2009 HOUSED ACTIVITIES USING TAWL



TCHC	Room	Bach	1B	2B	3B	4B	5B+	Total
Households no Dependents	18	107	110	30	4	1	1	271
Households with Dependents	0	5	11	134	124	17	4	295
Seniors	0	205	59	4	0	0	0	268
<b>Total</b>	<b>18</b>	<b>317</b>	<b>180</b>	<b>168</b>	<b>128</b>	<b>18</b>	<b>5</b>	<b>834</b>

Rent Supplement	Room	Bach	1B	2B	3B	4B	5B+	Total
Households no Dependents	0	2	15	4	0	0	0	21
Households with Dependents	0	1	2	13	5	0	0	21
Seniors	0	0	5	1	0	0	0	6
<b>Total</b>	<b>0</b>	<b>3</b>	<b>22</b>	<b>18</b>	<b>5</b>	<b>0</b>	<b>0</b>	<b>48</b>

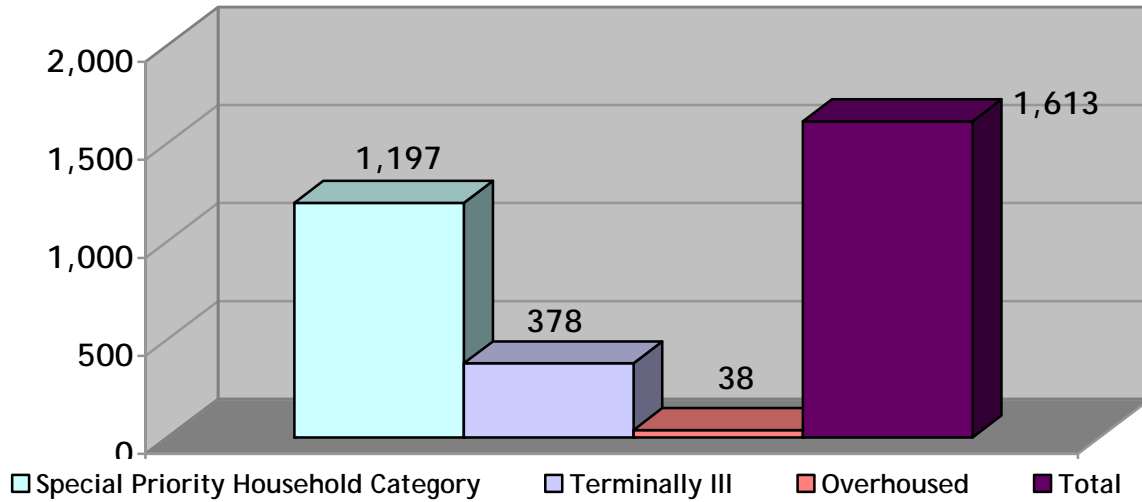
PNP and CO-OP	Room	Bach	1B	2B	3B	4B	5B+	Total
Households no Dependents	0	4	26	5	0	0	0	35
Households with Dependents	0	0	2	38	18	2	0	60
Seniors	0	10	39	3	0	0	0	52
<b>Total</b>	<b>0</b>	<b>14</b>	<b>67</b>	<b>46</b>	<b>18</b>	<b>2</b>	<b>0</b>	<b>147</b>

<b>GRAND TOTAL</b>	<b>18</b>	<b>334</b>	<b>269</b>	<b>232</b>	<b>151</b>	<b>20</b>	<b>5</b>	<b>1,029</b>
--------------------	-----------	------------	------------	------------	------------	-----------	----------	--------------

TCHC = Toronto Community Housing Corporation    PNP = Private Non-Profit Housing Provider    CO-OP = Co-operative Housing Provider

## HOUSEHOLDS WITH PRIORITY ON THE ACTIVE WAITING LIST

Households with Priority on the Active Waiting List Total



Type of Priority	Households no Dependents	Households with Dependents	Senior	Total
Special Priority Household Category	363	766	68	1,197
Terminally III	147	111	120	378
Overhoused	19	9	10	38
<b>Total</b>	<b>529</b>	<b>886</b>	<b>198</b>	<b>1,613</b>

**Special Priority Housing Category** – meets the criteria for priority so that abused can separate from abuser.

**Terminally III** – less than two years to live.

**Overhoused** – Tenants who are housed in a unit larger than they qualify for under the provincial occupancy standards.

## HOUSEHOLDS WITH PRIORITY - HOUSED IN Q2

TCHC	Special Priority Household Category	Terminally III	Overhoused	Total
Households no Dependents	74	10	0	84
Households with Dependents	122	3	1	126
Seniors	18	9	0	27
<b>Total</b>	<b>214</b>	<b>22</b>	<b>1</b>	<b>237</b>

Rent Supplement	Special Priority Household Category	Terminally III	Overhoused	Total
Households no Dependents	10	2	0	12
Households With Dependents	12	0	0	12
Seniors	3	1	0	4
<b>Total</b>	<b>25</b>	<b>3</b>	<b>0</b>	<b>28</b>

PNP/CO-OP	Special Priority Household Category	Terminally III	Overhoused	Total
Households no Dependents	14	0	0	14
Households with Dependents	45	1	0	46
Seniors	6	4	0	10
<b>Total</b>	<b>65</b>	<b>5</b>	<b>0</b>	<b>70</b>

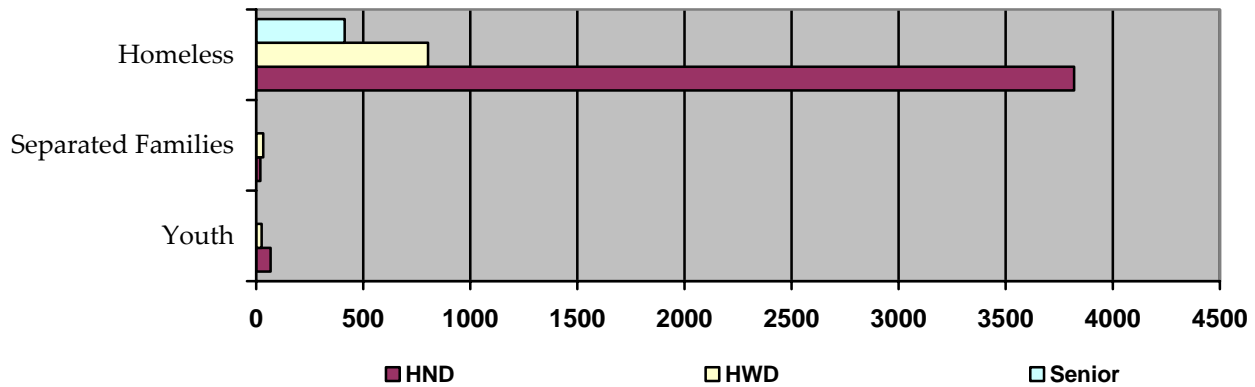
<b>Grand Total</b>	<b>304</b>	<b>30</b>	<b>1</b>	<b>335</b>
--------------------	------------	-----------	----------	------------

TCHC = Toronto Community Housing Corporation

PNP = Private Non-Profit Housing Provider

CO-OP = Co-operative Housing Provider

## DISADVANTAGED HOUSEHOLDS ON THE ACTIVE WAITING LIST



Type of Disadvantaged Household	Households no Dependents	Households with Dependents	Senior	Total
Homeless *	3,820	803	414	5,037
Separated Families	20	33	0	53
Youth	67	25	0	92
<b>Total</b>	<b>3,907</b>	<b>861</b>	<b>414</b>	<b>5,182</b>

\* This count does not include Special Priority Household Category living in Shelters

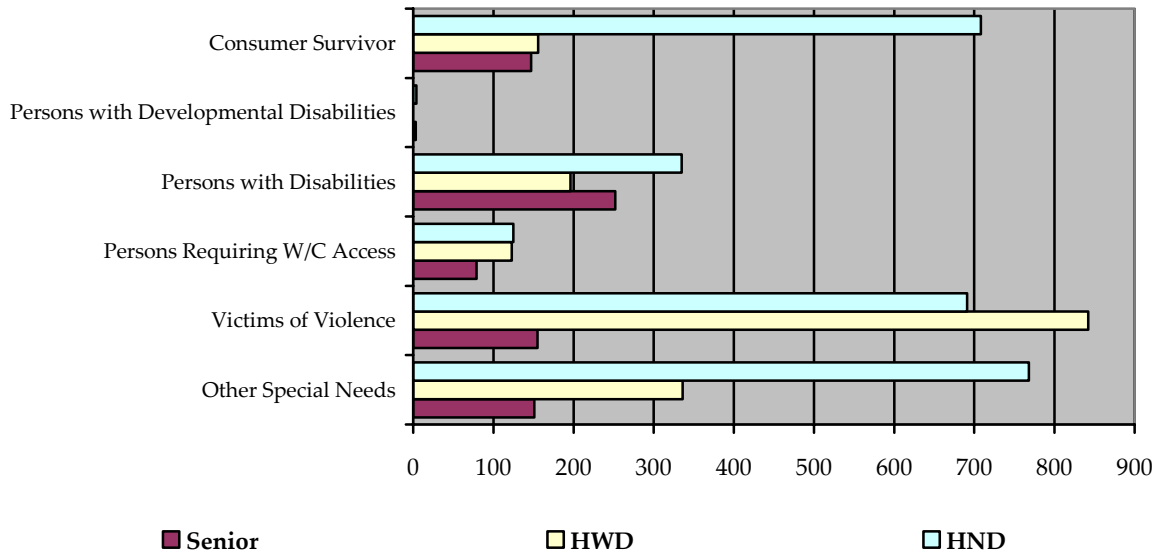
\* This count includes Homeless Newcomers

HND = Households with no dependents

HWD = Households with dependents

Senior = No-Dependent Households where at least one of the household members is 59+

## HOUSEHOLDS ON THE ACTIVE WAITING LIST WITH SPECIAL NEEDS



Type of Special Needs Household	Households no Dependents	Households with Dependents	Senior	Total
Consumer Survivor	708	156	147	1,011
Persons With Developmental Disabilities	4	0	3	7
Persons with Disabilities	335	196	252	783
Persons Requiring W/C Access	125	123	79	327
Victims of Violence *	691	842	155	1,688
Other Special Needs	768	336	151	1,255
<b>Total</b>	<b>2,631</b>	<b>1,653</b>	<b>787</b>	<b>5,071</b>

\* This count includes households where Special Priority Household Category has been assigned.

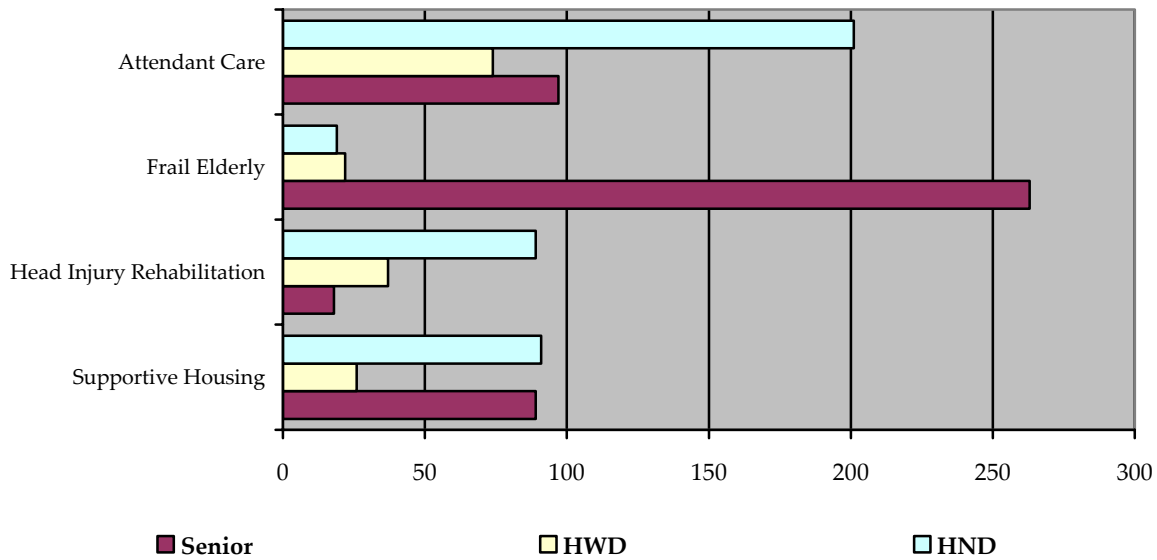
W/C = Wheelchair

HND = Households with no dependents

HWD = Households with dependents

Senior = No-Dependent Households where at least one of the household members is 59+

## HOUSEHOLDS ON THE ACTIVE WAITING LIST REQUIRING SUPPORTIVE HOUSING



Type of Supportive Housing	Households no Dependents	Households with Dependents	Senior	Total
Attendant Care	201	74	97	372
Frail Elderly	19	22	263	304
Head Injury Rehabilitation	89	37	18	144
Supportive Housing	91	26	89	206
<b>Total</b>	<b>400</b>	<b>159</b>	<b>467</b>	<b>1,026</b>

HND = Households with no dependents

HWD = Households with dependents

Senior = No-Dependent Households where at least one of the household members is 59+

## HOUSED HOUSEHOLDS WITH SPECIAL HOUSING REQUIREMENTS

TCHC	Homeless	Separated Family	Youth	Supportive Housing	Special Needs	Total
Households no Dependents	67	0	4	6	27	104
Households with Dependents	36	3	1	0	25	65
Seniors	28	0	0	10	13	51
<b>Total</b>	<b>131</b>	<b>3</b>	<b>5</b>	<b>16</b>	<b>65</b>	<b>220</b>

Rent Supplement	Homeless	Separated Family	Youth	Supportive Housing	Special Needs	Total
Households no Dependents	3	0	0	1	2	6
Households With Dependents	0	0	0	0	4	4
Seniors	0	0	0	1	0	1
<b>Total</b>	<b>3</b>	<b>0</b>	<b>0</b>	<b>2</b>	<b>6</b>	<b>11</b>

PNP/CO-OP	Homeless	Separated Family	Youth	Supportive Housing	Special Needs	Total
Households no Dependents	5	0	0	2	2	9
Households with Dependents	2	0	0	0	5	7
Seniors	1	0	0	1	4	6
<b>Total</b>	<b>8</b>	<b>0</b>	<b>0</b>	<b>3</b>	<b>11</b>	<b>22</b>

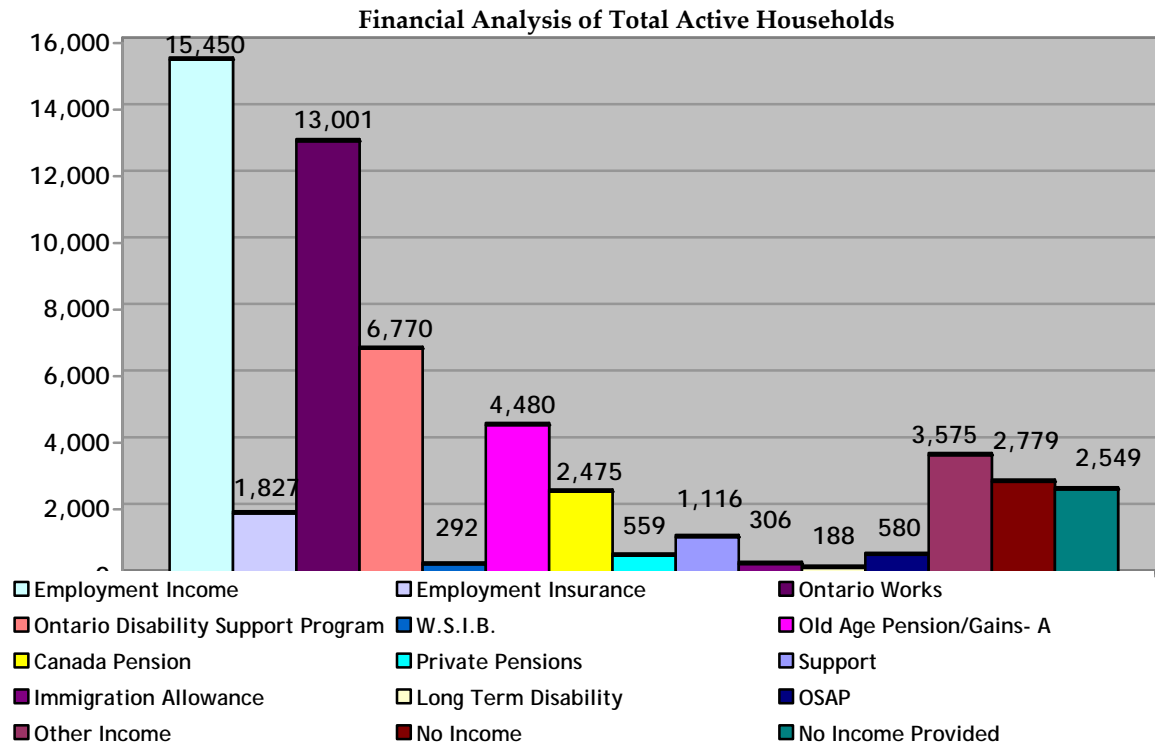
<b>Grand Total</b>	<b>142</b>	<b>3</b>	<b>5</b>	<b>21</b>	<b>82</b>	<b>253</b>
--------------------	------------	----------	----------	-----------	-----------	------------

TCHC = Toronto Community Housing Corporation

PNP = Private Non-Profit Housing Provider

CO-OP = Co-operative Housing Provider

## MAJOR INCOME SOURCE BY ACTIVE HOUSEHOLD



Income Type	Households no Dependents	Households with Dependents	Senior	Total
Employment Income	5,978	6,822	2,650	15,450
Employment Insurance	679	923	225	1,827
Ontario Works	6,071	5,867	1,063	13,001
Ontario Disability Support Program	3,846	1,353	1,571	6,770
W.S.I.B.	132	78	82	292
Old Age Pension/Gains- A	114	219	4,147	4,480
Canada Pension	486	155	1,834	2,475
Private Pensions	70	40	449	559
Support	119	236	761	1,116
Immigration Allowance	102	193	11	306
Long Term Disability	110	30	48	188
OSAP	287	277	16	580
Other Income	1,260	1,152	1,163	3,575
No Income	1,456	761	561	2,778
No Income Provided	1,040	829	680	2,549
<b>Total</b>	<b>21,750</b>	<b>18,935</b>	<b>15,261</b>	<b>55,946</b>

W.S.I.B = Workplace Safety Insurance Board

## TIME ON ACTIVE WAITING LIST BY HOUSEHOLD TYPE

	< 1 Year			1 up to 3 Years			3 up to 5 Years			5 up to 7 Years			7 up to 10 Years			> 10 Years		
	HND	HWD	SEN	HND	HWD	SEN	HND	HWD	SEN	HND	HWD	SEN	HND	HWD	SEN	HND	HWD	SEN
Room	6	0	0	8	0	1	3	0	0	1	0	0	0	0	0	0	0	0
Bachelor	339	4	258	587	9	271	166	6	110	37	1	29	22	1	9	2	1	4
One Bedroom	5,098	182	2,708	6,742	246	4,203	3,169	222	2,959	1,602	147	1,919	1,137	143	1,428	595	91	801
Two Bedroom	336	2,379	87	467	3,175	98	266	2,048	59	139	1,108	44	100	743	55	52	471	42
Three Bedroom	51	1,215	11	56	1,737	5	34	1,276	1	38	947	4	26	736	4	16	465	1
Four Bedroom	8	198	2	7	260	2	1	230	1	5	143	0	4	144	0	4	86	0
Five Bedroom	2	26	0	1	29	0	0	25	0	1	10	0	0	10	0	0	3	0
<b>Total</b>	<b>5,840</b>	<b>4,004</b>	<b>3,066</b>	<b>7,868</b>	<b>5,456</b>	<b>4,580</b>	<b>3,639</b>	<b>3,807</b>	<b>3,130</b>	<b>1,823</b>	<b>2,356</b>	<b>1,996</b>	<b>1,289</b>	<b>1,777</b>	<b>1,496</b>	<b>669</b>	<b>1,117</b>	<b>848</b>

HND = Households with no dependents

HWD = Households with dependents

SEN = No-Dependent Households where at least one of the household members is 59+