



Quarterly  
Activity  
Report

---

**3<sup>rd</sup> Quarter 2008**

July 1<sup>st</sup>, 2008 - September 30<sup>th</sup>, 2008

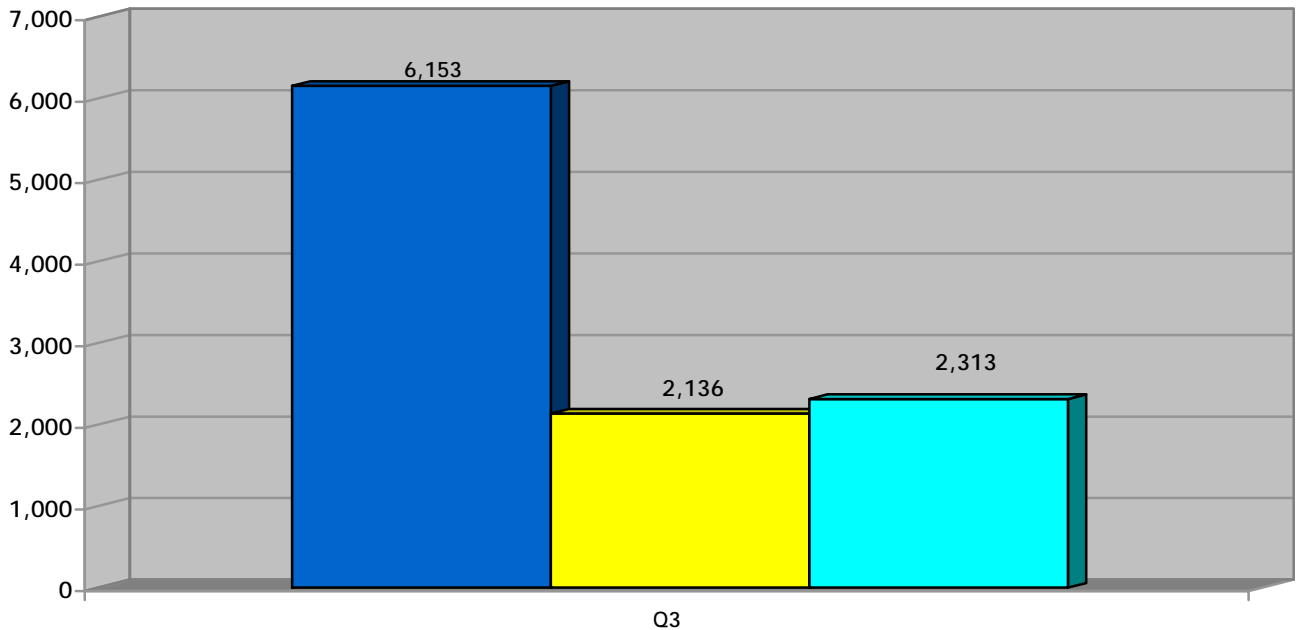
## SUMMARY OF ACTIVITIES

Total **number of people** on Housing Connections centralized waiting list for social housing is **128,085** as of September 30, 2008. The rest of the numbers in this Statistical Report refer to household applications that may have several people on their application.

This number includes **24,738** children under the age of 17.

This number includes **10,569** single parents.

**Active List Changes**  
3rd Quarter Active Activities 2008



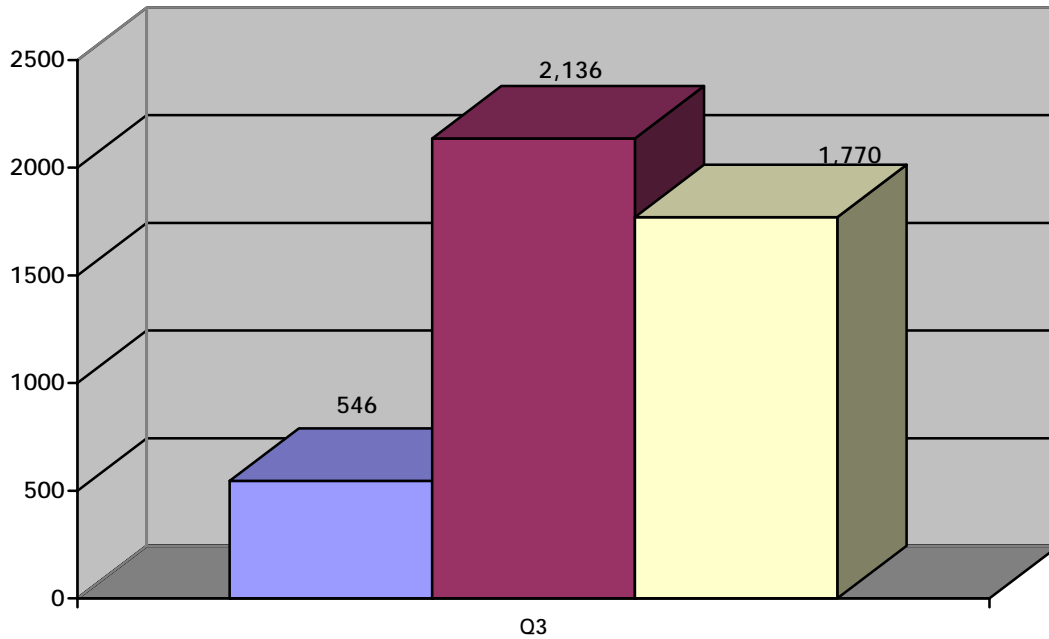
■ New & Reactivated Applications    ■ Active Applications Inactivated    ■ Active Applications Cancelled

Active	3rd Quarter
New & Reactivated Applications	6,153
Active Applications Inactivated	2,136
Active Applications Cancelled	2,313
Active Waiting List	51,938

'Active' waiting list – on waiting list and ready to be housed

**SUMMARY OF ACTIVITIES**

**Inactive List Changes  
2nd Quarter Inactive Activities 2008**

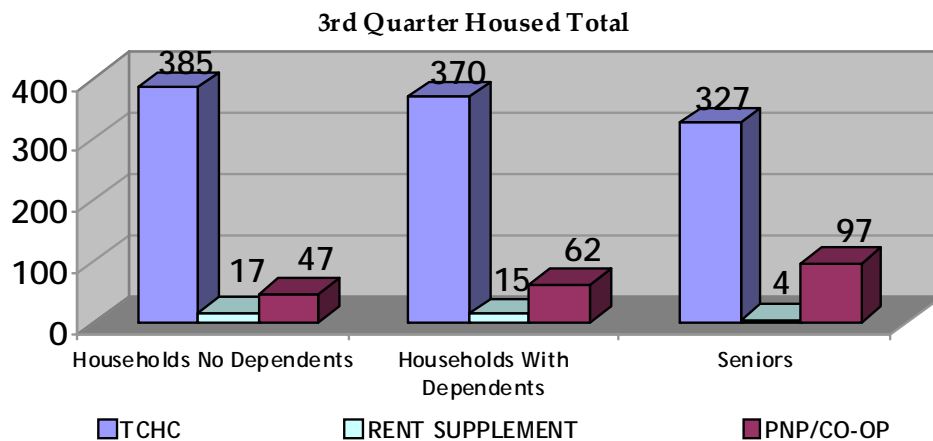


■ Reactivated Applications  
 ■ Active Applications Inactivated  
 ■ Inactive Applications Cancelled

Inactive	3 <sup>rd</sup> Quarter
Reactivated Applications	546
Active Applications Inactivated	2,136
Inactive Applications Cancelled	1,770
Inactive Waiting List	14,890

Waiting List	3 <sup>rd</sup> Quarter
Total Waiting List As At September 30, 2008	66,828

**'Inactive' waiting list** – on waiting list but cannot be housed for any number of reasons i.e. waiting for documents, haven't heard from applicant, mail returned, no response to requests for confirmation of interest or housing offer withdrawn. Applications can be inactive for up to 24 months (five years for homeless applicants) before being cancelled.

**SECOND QUARTER 2008 HOUSED ACTIVITIES USING TAWL**


TCHC	Room	Bach	1B	2B	3B	4B	5B+	Total
Households no Dependents	21	162	135	58	5	3	1	385
Households with Dependents	0	7	13	191	137	20	2	370
Seniors	0	200	113	10	4	0	0	327
<b>Total</b>	<b>21</b>	<b>369</b>	<b>261</b>	<b>259</b>	<b>146</b>	<b>23</b>	<b>3</b>	<b>1,082</b>

Rent Supplement	Room	Bach	1B	2B	3B	4B	5B+	Total
Households no Dependents	0	0	15	2	0	0	0	17
Households with Dependents	0	0	0	10	4	1	0	15
Seniors	0	0	4	0	0	0	0	4
<b>Total</b>	<b>0</b>	<b>0</b>	<b>19</b>	<b>12</b>	<b>4</b>	<b>1</b>	<b>0</b>	<b>36</b>

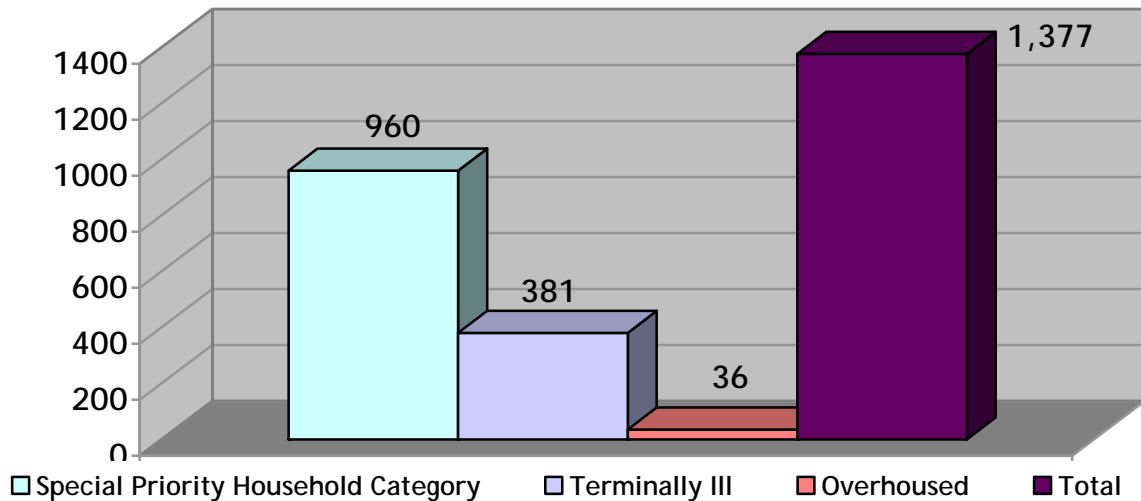
PNP and CO-OP	Room	Bach	1B	2B	3B	4B	5B+	Total
Households no Dependents	0	7	19	17	4	0	0	47
Households with Dependents	0	0	4	39	16	3	0	62
Seniors	0	8	78	11	0	0	0	97
<b>Total</b>	<b>0</b>	<b>15</b>	<b>101</b>	<b>67</b>	<b>20</b>	<b>3</b>	<b>0</b>	<b>206</b>

<b>GRAND TOTAL</b>	<b>21</b>	<b>384</b>	<b>381</b>	<b>338</b>	<b>170</b>	<b>27</b>	<b>3</b>	<b>1,324</b>
--------------------	-----------	------------	------------	------------	------------	-----------	----------	--------------

TCHC = Toronto Community Housing Corporation    PNP = Private Non-Profit Housing Provider    CO-OP = Co-operative Housing Provider

## HOUSEHOLDS WITH PRIORITY ON THE ACTIVE WAITING LIST

Households with Priority on the Active Waiting List Total



Type of Priority	Households no Dependents	Households with Dependents	Senior	Total
Special Priority Household Category	305	577	78	960
Terminally III	145	115	121	381
Overhoused	14	7	15	36
<b>Total</b>	<b>464</b>	<b>699</b>	<b>214</b>	<b>1,377</b>

**Special Priority Housing Category** – meets the criteria for priority so that abused can separate from abuser.

**Terminally III** – less than two years to live.

**Overhoused** – Tenants who are housed in a unit larger than they qualify for under the provincial occupancy standards.

## HOUSEHOLDS WITH PRIORITY - HOUSED IN Q3

TCHC	Special Priority Household Category	Terminally III	Overhoused	Total
Households no Dependents	97	8	1	106
Households with Dependents	144	11	0	155
Seniors	32	8	0	40
<b>Total</b>	<b>273</b>	<b>27</b>	<b>1</b>	<b>301</b>

Rent Supplement	Special Priority Household Category	Terminally III	Overhoused	Total
Households no Dependents	4	3	1	8
Households With Dependents	1	1	0	2
Seniors	0	1	0	1
<b>Total</b>	<b>5</b>	<b>5</b>	<b>1</b>	<b>11</b>

PNP/CO-OP	Special Priority Household Category	Terminally III	Overhoused	Total
Households no Dependents	25	1	0	26
Households with Dependents	42	2	0	44
Seniors	18	5	0	23
<b>Total</b>	<b>85</b>	<b>8</b>	<b>0</b>	<b>93</b>

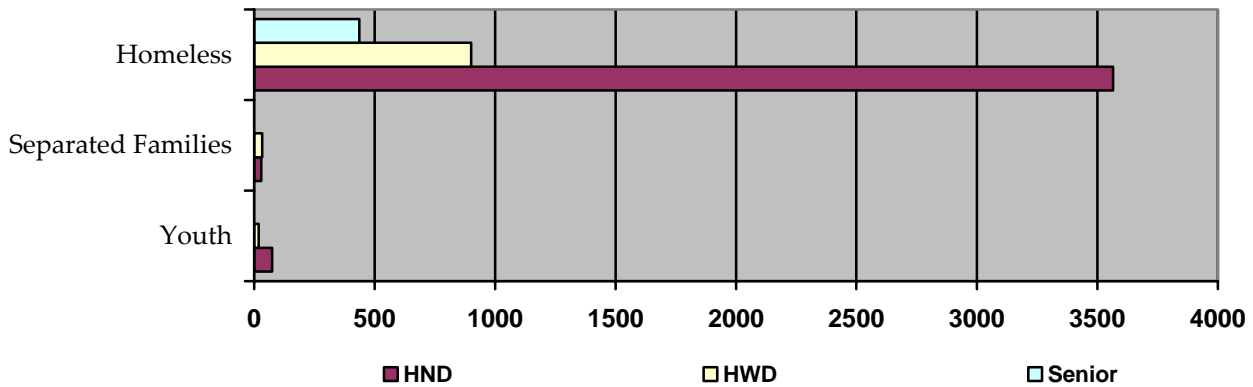
<b>Grand Total</b>	<b>363</b>	<b>40</b>	<b>2</b>	<b>405</b>
--------------------	------------	-----------	----------	------------

TCHC = Toronto Community Housing Corporation

PNP = Private Non-Profit Housing Provider

CO-OP = Co-operative Housing Provider

## DISADVANTAGED HOUSEHOLDS ON THE ACTIVE WAITING LIST



Type of Disadvantaged Household	Households no Dependents	Households with Dependents	Senior	Total
Homeless *	3,565	901	437	4,903
Separated Families	29	33	0	62
Youth	74	19	1	94
<b>Total</b>	<b>3,668</b>	<b>953</b>	<b>438</b>	<b>5,059</b>

\* This count does not include Special Priority Household Category living in Shelters

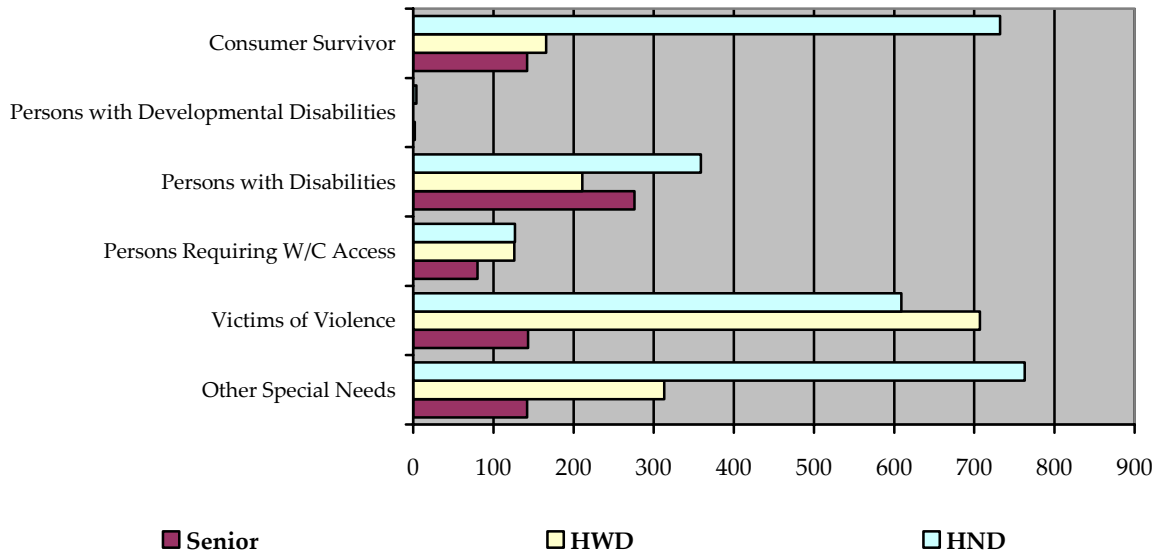
\* This count includes Homeless Newcomers

HND = Households with no dependents

HWD = Households with dependents

Senior = No-Dependent Households where at least one of the household members is 59+

## HOUSEHOLDS ON THE ACTIVE WAITING LIST WITH SPECIAL NEEDS



Type of Special Needs Household	Households no Dependents	Households with Dependents	Senior	Total
Consumer Survivor	732	166	142	1,040
Persons With Developmental Disabilities	4	0	2	6
Persons with Disabilities	359	211	276	846
Persons Requiring W/C Access	127	126	80	333
Victims of Violence *	609	707	143	1,459
Other Special Needs	763	313	142	1,218
<b>Total</b>	<b>2,594</b>	<b>1,523</b>	<b>785</b>	<b>4,902</b>

\* This count includes households where Special Priority Household Category has been assigned.

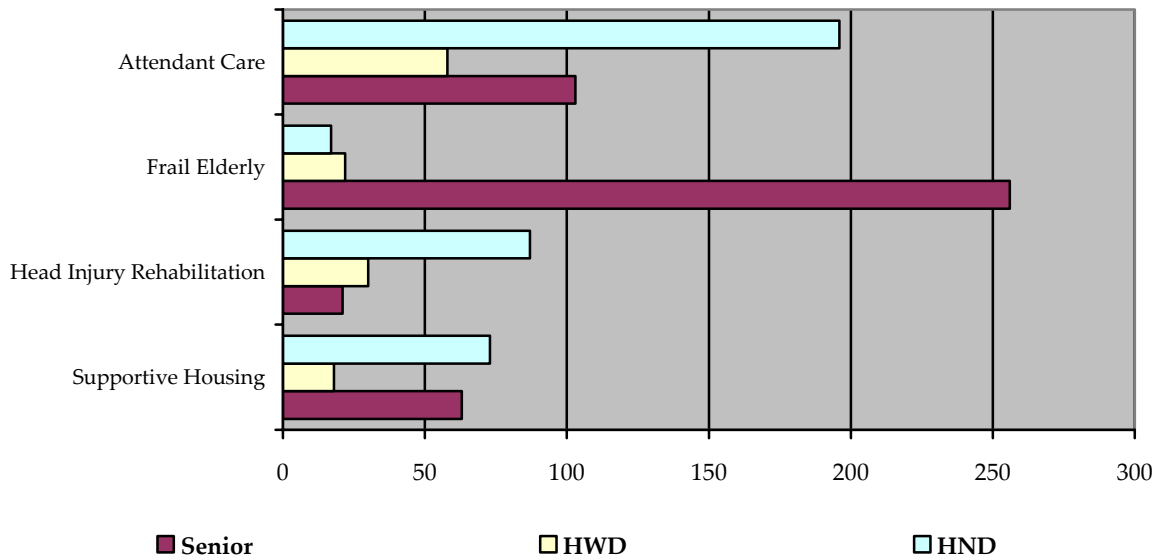
W/C = Wheelchair

HND = Households with no dependents

HWD = Households with dependents

Senior = No-Dependent Households where at least one of the household members is 59+

## HOUSEHOLDS ON THE ACTIVE WAITING LIST REQUIRING SUPPORTIVE HOUSING



Type of Supportive Housing	Households no Dependents	Households with Dependents	Senior	Total
Attendant Care	196	58	103	357
Frail Elderly	17	22	256	295
Head Injury Rehabilitation	87	30	21	138
Supportive Housing	73	18	63	154
<b>Total</b>	<b>373</b>	<b>128</b>	<b>443</b>	<b>944</b>

HND = Households with no dependents

HWD = Households with dependents

Senior = No-Dependent Households where at least one of the household members is 59+

## HOUSED HOUSEHOLDS WITH SPECIAL HOUSING REQUIREMENTS

TCHC	Homeless	Separated Family	Youth	Supportive Housing	Special Needs	Total
Households no Dependents	126	0	6	4	32	168
Households with Dependents	54	0	2	2	14	72
Seniors	53	0	0	15	23	91
<b>Total</b>	<b>233</b>	<b>0</b>	<b>8</b>	<b>21</b>	<b>69</b>	<b>331</b>

Rent Supplement	Homeless	Separated Family	Youth	Supportive Housing	Special Needs	Total
Households no Dependents	4	0	0	0	4	8
Households With Dependents	0	0	0	0	2	2
Seniors	1	0	0	0	0	1
<b>Total</b>	<b>5</b>	<b>0</b>	<b>0</b>	<b>0</b>	<b>6</b>	<b>11</b>

PNP/CO-OP	Homeless	Separated Family	Youth	Supportive Housing	Special Needs	Total
Households no Dependents	4	0	0	1	6	11
Households with Dependents	9	0	0	0	3	12
Seniors	5	0	0	4	8	17
<b>Total</b>	<b>18</b>	<b>0</b>	<b>0</b>	<b>5</b>	<b>17</b>	<b>40</b>

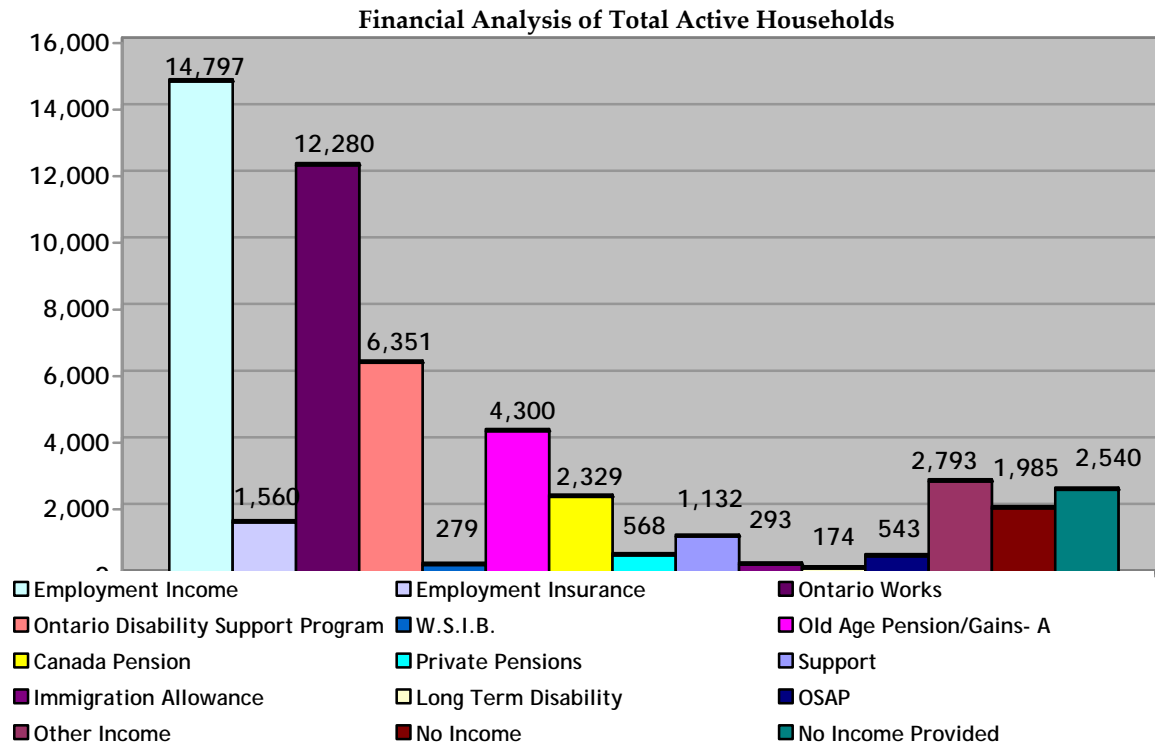
<b>Grand Total</b>	<b>256</b>	<b>0</b>	<b>8</b>	<b>26</b>	<b>92</b>	<b>382</b>
--------------------	------------	----------	----------	-----------	-----------	------------

TCHC = Toronto Community Housing Corporation

PNP = Private Non-Profit Housing Provider

CO-OP = Co-operative Housing Provider

## MAJOR INCOME SOURCE BY ACTIVE HOUSEHOLD



Income Type	Households no Dependents	Households with Dependents	Senior	Total
Employment Income	5,961	6,332	2,504	14,797
Employment Insurance	608	764	188	1,560
Ontario Works	5,671	5,523	1,086	12,280
Ontario Disability Support Program	3,584	1,224	1,543	6,351
W.S.I.B.	123	73	83	279
Old Age Pension/Gains- A	111	220	3,969	4,300
Canada Pension	480	153	1,696	2,329
Private Pensions	73	40	455	568
Support	115	213	804	1,132
Immigration Allowance	94	186	13	293
Long Term Disability	99	27	48	174
OSAP	283	253	7	543
Other Income	1,030	849	914	2,793
No Income	1,056	515	414	1,985
No Income Provided	1,055	775	710	2,540
<b>Total</b>	<b>20,343</b>	<b>17,147</b>	<b>14,434</b>	<b>51,924</b>

W.S.I.B = Workplace Safety Insurance Board

## TIME ON ACTIVE WAITING LIST BY HOUSEHOLD TYPE

	< 1 Year			1 up to 3 Years			3 up to 5 Years			5 up to 7 Years			7 up to 10 Years			> 10 Years		
	HND	HWD	SEN	HND	HWD	SEN	HND	HWD	SEN	HND	HWD	SEN	HND	HWD	SEN	HND	HWD	SEN
Room	11	0	1	4	0	1	3	0	0	1	0	0	0	0	0	0	0	0
Bachelor	454	5	240	491	7	252	136	8	104	37	1	17	15	1	8	1	0	4
One Bedroom	4,279	165	2,489	6,055	275	4,130	2,979	229	2,819	1,556	168	1,867	1,089	133	1,285	524	75	687
Two Bedroom	422	2,018	57	580	2,903	102	343	1,802	66	188	957	57	122	667	61	59	400	45
Three Bedroom	53	1,008	5	98	1,693	7	90	1,217	4	64	913	5	61	681	3	16	402	2
Four Bedroom	6	170	4	12	234	0	7	193	0	12	164	1	10	131	1	3	78	0
Five Bedroom	3	21	0	2	49	0	3	14	0	3	13	0	0	10	0	0	4	0
<b>Total</b>	<b>5,228</b>	<b>3,387</b>	<b>2,796</b>	<b>7,242</b>	<b>5,161</b>	<b>4,492</b>	<b>3,561</b>	<b>3,463</b>	<b>2,993</b>	<b>1,861</b>	<b>2,216</b>	<b>1,947</b>	<b>1,297</b>	<b>1,623</b>	<b>1,358</b>	<b>603</b>	<b>959</b>	<b>738</b>

HND = Households with no dependents

HWD = Households with dependents

SEN = No-Dependent Households where at least one of the household members is 59+