



Quarterly  
Activity  
Report

---

**1st Quarter 2008**

January 1<sup>st</sup>, 2008 - March 31<sup>st</sup>, 2008

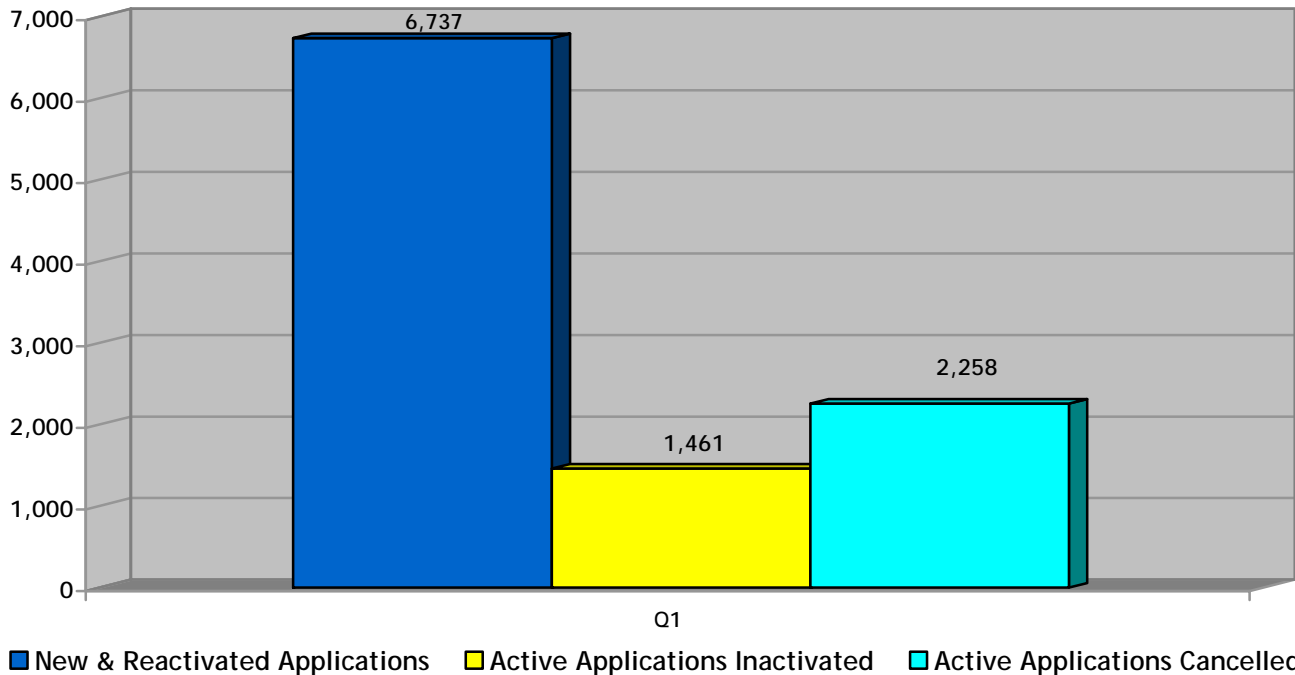
## SUMMARY OF ACTIVITIES

Total **number of people** on Housing Connections centralized waiting list for social housing is **129,140** as of March 31, 2008. The rest of the numbers in this Statistical Report refer to household applications that may have several people on their application.

This number includes **25,945** children under the age of 17.

This number includes **10,031** single parents.

**Active List Changes**  
1st Quarter Active Activities 2008



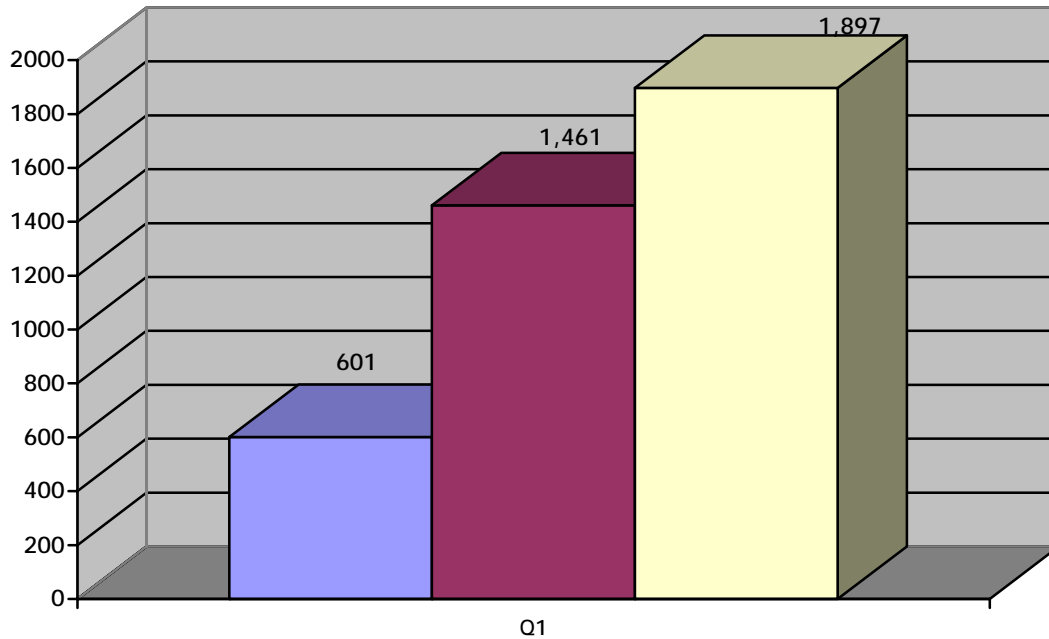
Active	1st Quarter
New & Reactivated Applications	6,737
Active Applications Inactivated	1,461
Active Applications Cancelled	2,258
Active Waiting List*	51,032

This number includes 1 application received through the web that as of this date has not been assigned a household type

**'Active' waiting list** – on waiting list and ready to be housed

**SUMMARY OF ACTIVITIES**

**Inactive List Changes  
1st Quarter Inactive Activities 2008**

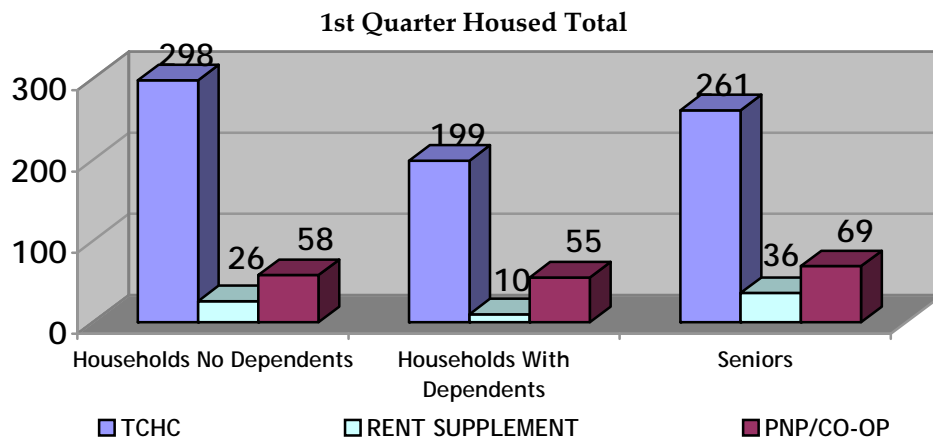


■ Reactivated Applications  
 ■ Active Applications Inactivated  
 ■ Inactive Applications Cancelled

Inactive	1st Quarter
Reactivated Applications	601
Active Applications Inactivated	1,461
Inactive Applications Cancelled	1,897
Inactive Waiting List	15,671

Waiting List	1st Quarter
Total Waiting List As At March 31st, 2008	66,703

**'Inactive' waiting list** – on waiting list but cannot be housed for any number of reasons i.e. waiting for documents, haven't heard from applicant, mail returned, no response to requests for confirmation of interest or housing offer withdrawn. Applications can be inactive for up to 24 months (five years for homeless applicants) before being cancelled.

**FIRST QUARTER 2008 HOUSED ACTIVITIES USING TAWL**


TCHC	Room	Bach	1B	2B	3B	4B	5B+	Total
Households no Dependents	21	142	88	40	6	1	0	298
Households with Dependents	0	4	7	111	66	9	2	199
Seniors	2	192	62	5	0	0	0	261
<b>Total</b>	<b>23</b>	<b>338</b>	<b>157</b>	<b>156</b>	<b>72</b>	<b>10</b>	<b>2</b>	<b>758</b>

Rent Supplement	Room	Bach	1B	2B	3B	4B	5B+	Total
Households no Dependents	0	0	22	4	0	0	0	26
Households with Dependents	0	0	0	5	5	0	0	10
Seniors	0	0	0	0	0	0	0	0
<b>Total</b>	<b>0</b>	<b>0</b>	<b>22</b>	<b>9</b>	<b>5</b>	<b>0</b>	<b>0</b>	<b>36</b>

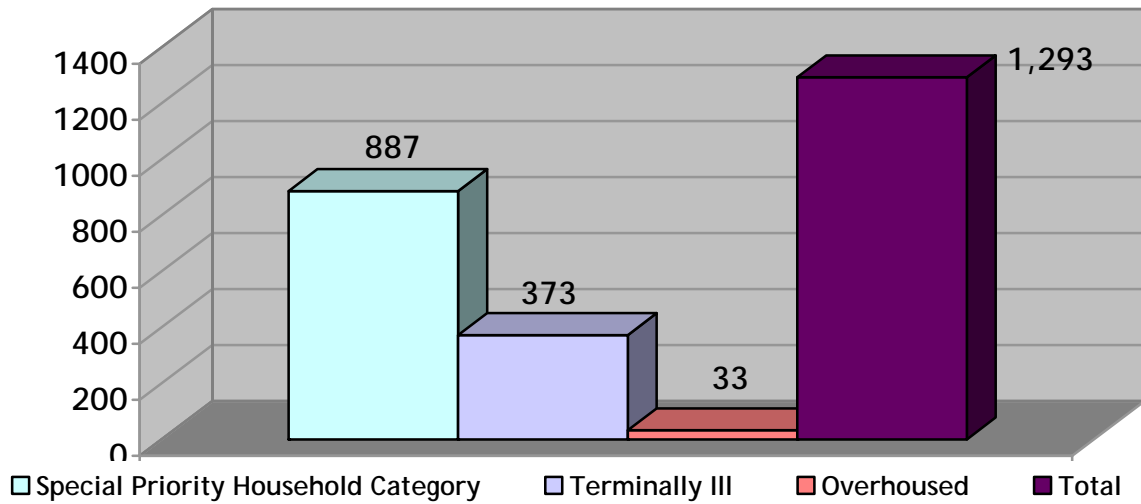
PNP and CO-OP	Room	Bach	1B	2B	3B	4B	5B+	Total
Households no Dependents	0	12	33	11	2	0	0	58
Households with Dependents	0	1	2	26	21	4	1	55
Seniors	0	17	47	5	0	0	0	69
<b>Total</b>	<b>0</b>	<b>30</b>	<b>82</b>	<b>42</b>	<b>23</b>	<b>4</b>	<b>1</b>	<b>182</b>

<b>GRAND TOTAL</b>	<b>23</b>	<b>368</b>	<b>261</b>	<b>207</b>	<b>100</b>	<b>14</b>	<b>3</b>	<b>976</b>
--------------------	-----------	------------	------------	------------	------------	-----------	----------	------------

TCHC = Toronto Community Housing Corporation    PNP = Private Non-Profit Housing Provider    CO-OP = Co-operative Housing Provider

## HOUSEHOLDS WITH PRIORITY ON THE ACTIVE WAITING LIST

Households with Priority on the Active Waiting List Total



Type of Priority	Households no Dependents	Households with Dependents	Senior	Total
Special Priority Household Category	271	543	73	887
Terminally III	151	109	113	373
Overhoused	16	6	11	33
<b>Total</b>	<b>438</b>	<b>658</b>	<b>197</b>	<b>1,293</b>

**Special Priority Housing Category** – meets the criteria for priority so that abused can separate from abuser.

**Terminally III** – less than two years to live.

**Overhoused** – Tenants who are housed in a unit larger than they qualify for under the provincial occupancy standards.

## HOUSEHOLDS WITH PRIORITY - HOUSED IN Q4

TCHC	Special Priority Household Category	Terminally III	Total
Households no Dependents	48	3	51
Households with Dependents	50	3	53
Seniors	17	8	25
<b>Total</b>	<b>115</b>	<b>14</b>	<b>129</b>

Rent Supplement	Special Priority Household Category	Terminally III	Total
Households no Dependents	11	1	12
Households With Dependents	0	0	0
Seniors	0	0	0
<b>Total</b>	<b>11</b>	<b>1</b>	<b>12</b>

PNP/CO-OP	Special Priority Household Category	Terminally III	Total
Households no Dependents	40	1	41
Households with Dependents	57	0	57
Seniors	10	4	14
<b>Total</b>	<b>107</b>	<b>5</b>	<b>112</b>

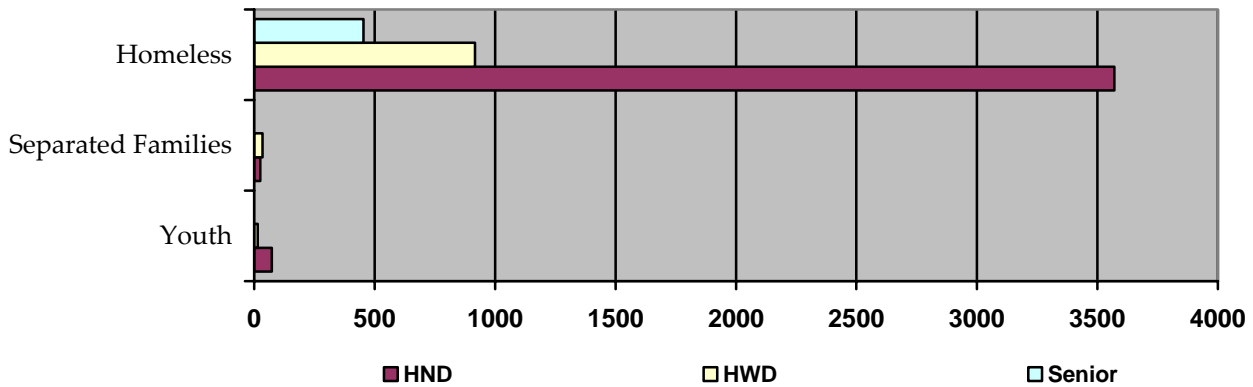
<b>Grand Total</b>	<b>233</b>	<b>20</b>	<b>253</b>
--------------------	------------	-----------	------------

TCHC = Toronto Community Housing Corporation

PNP = Private Non-Profit Housing Provider

CO-OP = Co-operative Housing Provider

## DISADVANTAGED HOUSEHOLDS ON THE ACTIVE WAITING LIST



Type of Disadvantaged Household	Households no Dependents	Households with Dependents	Senior	Total
Homeless *	3,570	917	454	4,941
Separated Families	25	35	1	61
Youth	73	15	1	89
<b>Total</b>	<b>3,668</b>	<b>967</b>	<b>456</b>	<b>5,091</b>

\* This count does not include Special Priority Household Category living in Shelters

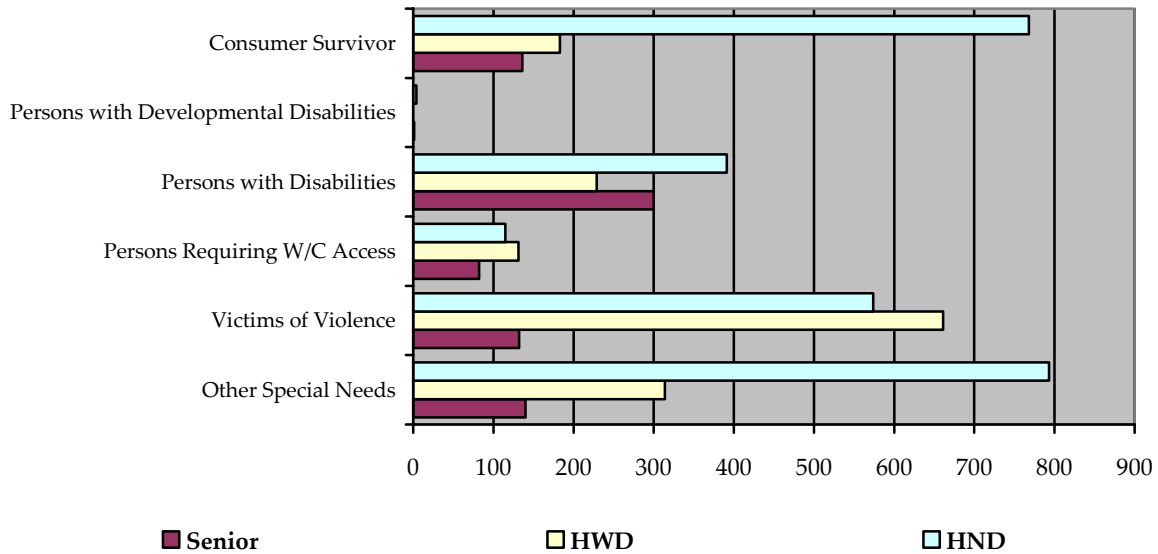
\* This count includes Homeless Newcomers

HND = Households with no dependents

HWD = Households with dependents

Senior = No-Dependent Households where at least one of the household members is 59+

## HOUSEHOLDS ON THE ACTIVE WAITING LIST WITH SPECIAL NEEDS



Type of Special Needs Household	Households no Dependents	Households with Dependents	Senior	Total
Consumer Survivor	768	183	136	1,087
Persons With Developmental Disabilities	4	0	1	5
Persons with Disabilities	391	229	300	920
Persons Requiring W/C Access	115	131	82	328
Victims of Violence *	574	661	132	1,367
Other Special Needs	793	314	140	1,247
<b>Total</b>	<b>2,645</b>	<b>1,518</b>	<b>791</b>	<b>4,954</b>

\* This count includes households where Special Priority Household Category has been assigned.

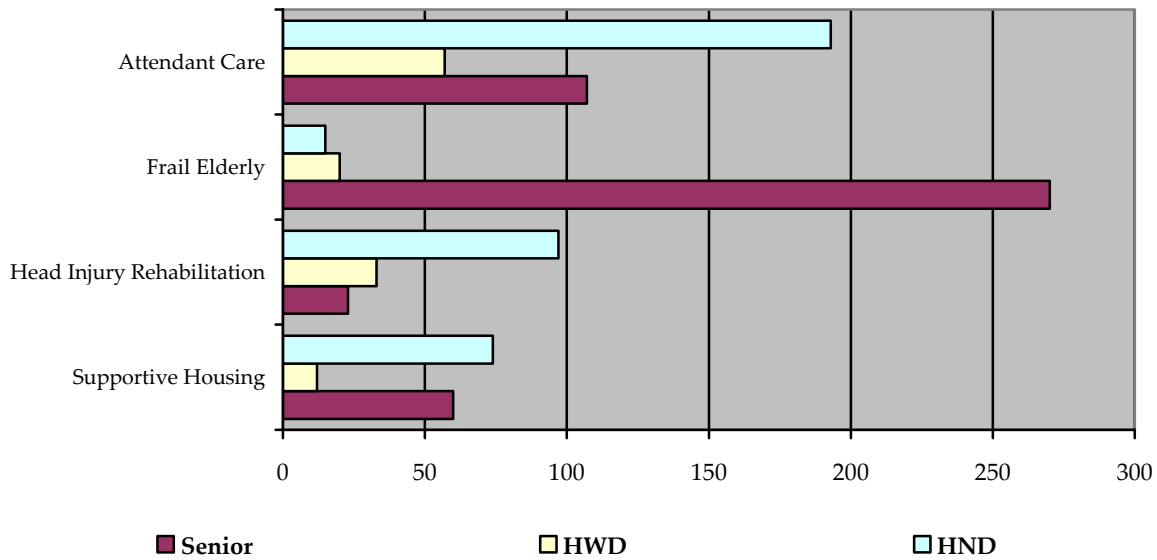
W/C = Wheelchair

HND = Households with no dependents

HWD = Households with dependents

Senior = No-Dependent Households where at least one of the household members is 59+

## HOUSEHOLDS ON THE ACTIVE WAITING LIST REQUIRING SUPPORTIVE HOUSING



Type of Supportive Housing	Households no Dependents	Households with Dependents	Senior	Total
Attendant Care	193	57	107	357
Frail Elderly	15	20	270	305
Head Injury Rehabilitation	97	33	23	153
Supportive Housing	74	12	60	146
<b>Total</b>	<b>379</b>	<b>122</b>	<b>460</b>	<b>961</b>

HND = Households with no dependents

HWD = Households with dependents

Senior = No-Dependent Households where at least one of the household members is 59+

## HOUSED HOUSEHOLDS WITH SPECIAL HOUSING REQUIREMENTS

TCHC	Homeless	Separated Family	Youth	Supportive Housing	Special Needs	Total
Households no Dependents	94	0	2	7	30	133
Households with Dependents	55	1	2	1	18	77
Seniors	60	0	0	11	20	91
<b>Total</b>	<b>209</b>	<b>1</b>	<b>4</b>	<b>19</b>	<b>68</b>	<b>301</b>

Rent Supplement	Homeless	Separated Family	Youth	Supportive Housing	Special Needs	Total
Households no Dependents	5	0	0	0	2	7
Households With Dependents	0	1	0	0	3	4
Seniors	0	0	0	0	0	0
<b>Total</b>	<b>5</b>	<b>1</b>	<b>0</b>	<b>0</b>	<b>5</b>	<b>11</b>

PNP/CO-OP	Homeless	Separated Family	Youth	Supportive Housing	Special Needs	Total
Households no Dependents	9	0	0	3	6	18
Households with Dependents	8	0	0	1	3	12
Seniors	5	0	0	1	8	14
<b>Total</b>	<b>22</b>	<b>0</b>	<b>0</b>	<b>5</b>	<b>17</b>	<b>44</b>

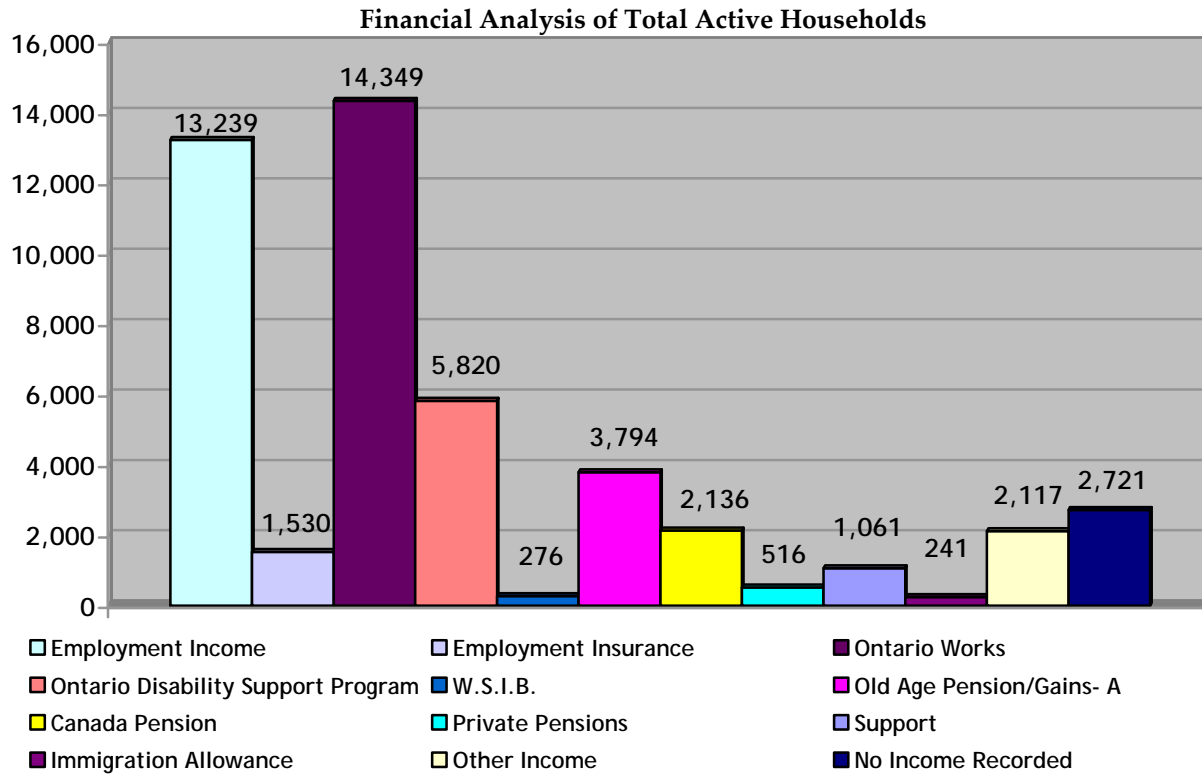
<b>Grand Total</b>	<b>236</b>	<b>2</b>	<b>4</b>	<b>24</b>	<b>90</b>	<b>356</b>
--------------------	------------	----------	----------	-----------	-----------	------------

TCHC = Toronto Community Housing Corporation

PNP = Private Non-Profit Housing Provider

CO-OP = Co-operative Housing Provider

## MAJOR INCOME SOURCE BY ACTIVE HOUSEHOLD



Income Type	Households no Dependents	Households with Dependents	Senior	Total
Employment Income	5,658	5,457	2,124	13,239
Employment Insurance	612	733	185	1,530
Ontario Works	6,528	6,037	1,784	14,349
Ontario Disability Support Program	3,424	1,042	1,354	5,820
W.S.I.B.	123	70	83	276
Old Age Pension/Gains- A	107	189	3,498	3,794
Canada Pension	480	137	1,519	2,136
Private Pensions	66	35	415	516
Support	129	199	733	1,061
Immigration Allowance	91	138	12	241
Other Income	835	614	668	2,117
No Income Recorded	976	1,369	376	2,721
<b>Total</b>	<b>19,029</b>	<b>16,020</b>	<b>12,751</b>	<b>47,800</b>

W.S.I.B = Workplace Safety Insurance Board

## TIME ON ACTIVE WAITING LIST BY HOUSEHOLD TYPE

	< 1 Year			1 up to 3 Years			3 up to 5 Years			5 up to 7 Years			7 up to 10 Years			> 10 Years		
	HND	HWD	SEN	HND	HWD	SEN	HND	HWD	SEN	HND	HWD	SEN	HND	HWD	SEN	HND	HWD	SEN
Room	11	0	0	4	0	1	3	0	0	1	0	0	0	0	0	0	0	0
Bachelor	440	3	202	479	8	212	127	6	111	37	0	21	11	1	7	2	0	2
One Bedroom	4,318	155	2,436	5,884	303	3,930	2,921	236	2,720	1,619	160	1,741	1,073	128	1,183	453	77	608
Two Bedroom	364	1,918	56	625	2,845	92	381	1,849	62	205	964	62	131	629	44	52	361	46
Three Bedroom	71	1,004	12	104	1,672	25	98	1,246	13	84	957	11	72	651	15	21	366	4
Four Bedroom	8	151	4	13	242	5	7	202	4	11	155	3	9	128	0	2	70	2
Five Bedroom	3	27	1	0	42	3	3	17	0	4	11	1	0	12	1	0	4	0
<b>Total</b>	<b>5,215</b>	<b>3,258</b>	<b>2,711</b>	<b>7,109</b>	<b>5,112</b>	<b>4,268</b>	<b>3,540</b>	<b>3,556</b>	<b>2,910</b>	<b>1,961</b>	<b>2,247</b>	<b>1,839</b>	<b>1,296</b>	<b>1,549</b>	<b>1,250</b>	<b>530</b>	<b>878</b>	<b>662</b>

HND = Households with no dependents

HWD = Households with dependents

SEN = No-Dependent Households where at least one of the household members is 59+