



**Monthly  
Statistical  
Report**

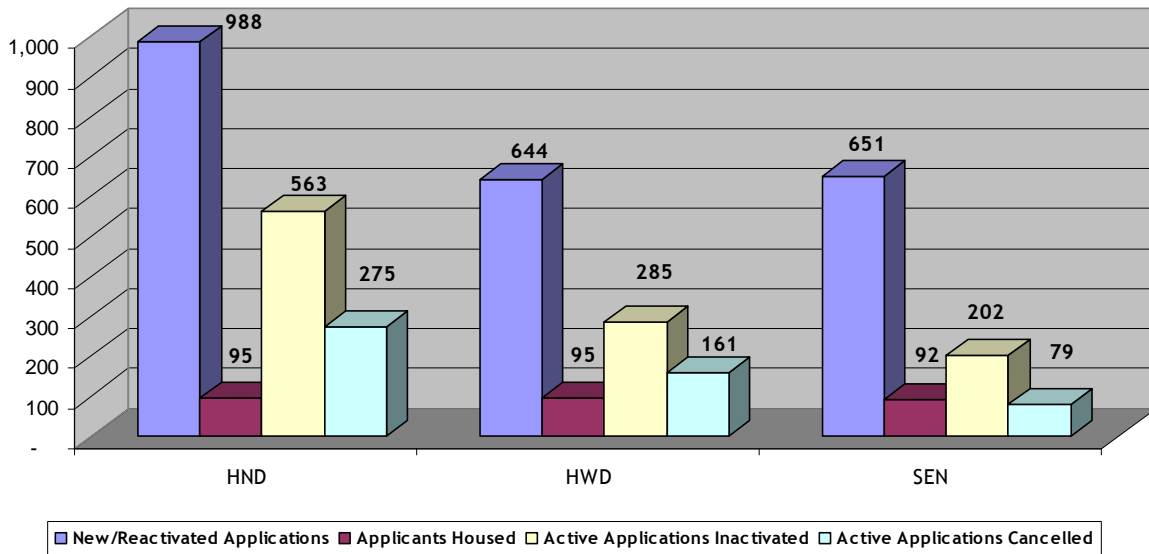
---

**SEPTEMBER 2011**

**SUMMARY OF ACTIVITIES**

Total number of people on Housing Connections centralized waiting list for social housing is 150,019 as of September 30, 2011, compared to 148,426 as at August 31, 2011. The rest of the numbers in this Statistical Report refer to household applications which may have several people on their application.

**Active Waiting List**



Active Waiting List	HND	HWD	SEN	Total
New/Reactivated Applications	988	644	651	2,283
Applicants Housed*	95	95	92	282
Active Applications Inactivated**	563	285	202	1,050
Active Applications Cancelled**	275	161	79	515
<b>Active Applications</b>	<b>27,202</b>	<b>21,424</b>	<b>20,179</b>	<b>68,805</b>

\*This number includes households housed directly by providers.

\*\*The number of applications ‘inactivated’ has increased while the number of applications ‘cancelled’ has decreased due to incomplete applications now being inactivated rather than cancelled.

HND = Households with no dependents

HWD = Households with dependents

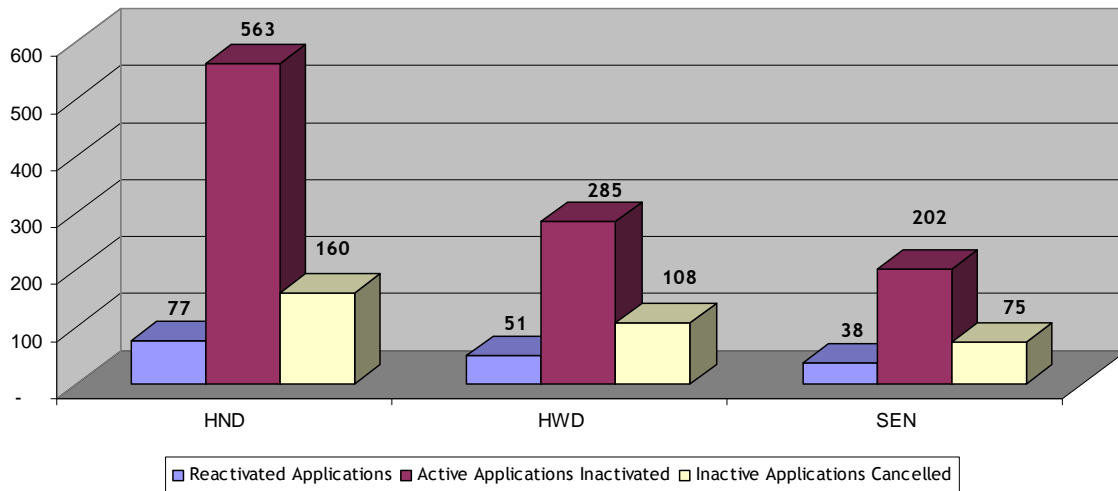
‘Active’ waiting list – on waiting list and ready to be housed

‘Inactive’ waiting list – on waiting list but cannot be housed for any number of reasons i.e. waiting for documents, haven’t heard from applicant, mail returned, no response to requests for confirmation of interest or housing offer withdrawn. Applications can be inactive for up to 24 months (five years for homeless applicants) before being cancelled.

**Note:** 735 total applications were received through the web for September 2011, compared to 782 received August 2011.

**SUMMARY OF ACTIVITIES**

Inactive Waiting List



Inactive Waiting List	HND	HWD	SEN	Total
Reactivated Applications	77	51	38	166
Active Applications Inactivated	563	285	202	1,050
Inactive Applications Cancelled	160	108	75	343
Total Inactive Applications	6,106	3,650	2,394	12,150

Total Waiting List	HND	HWD	SEN	Total
Total Waiting List as at September 30, 2011	33,308	25,074	22,573	80,955
Total Waiting List as at September 30, 2010	30,850	24,132	20,494	75,476

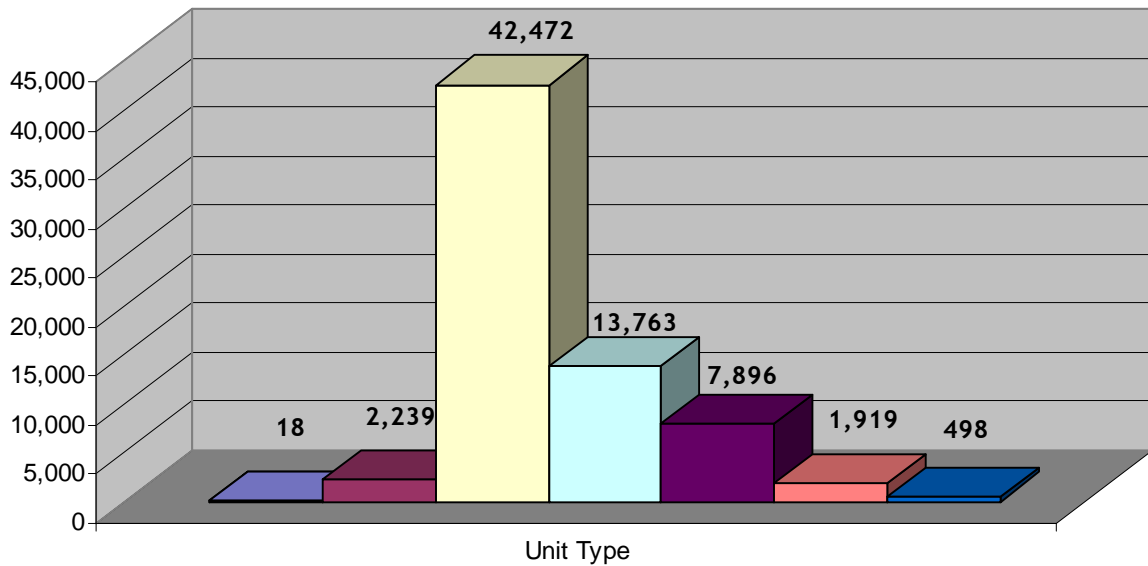
HND = Households with no dependents

HWD = Households with dependents

**'Inactive' waiting list** – on waiting list but cannot be housed for any number of reasons i.e. waiting for documents, haven't heard from applicant, mail returned, no response to requests for confirmation of interest or housing offer withdrawn. Applications can be inactive for up to 24 months (five years for homeless applicants) before being cancelled.

**SUMMARY OF THE ACTIVE WAITING LIST DEMAND BY UNIT TYPE**

**Demand By Unit Type Totals**



■ Room 
 ■ Bachelor 
 ■ One Bedroom 
 ■ Two Bedroom 
 ■ Three Bedroom 
 ■ Four Bedroom 
 ■ Five Bedroom +

\*Unit Type indicated is the largest type selected by the applicant.

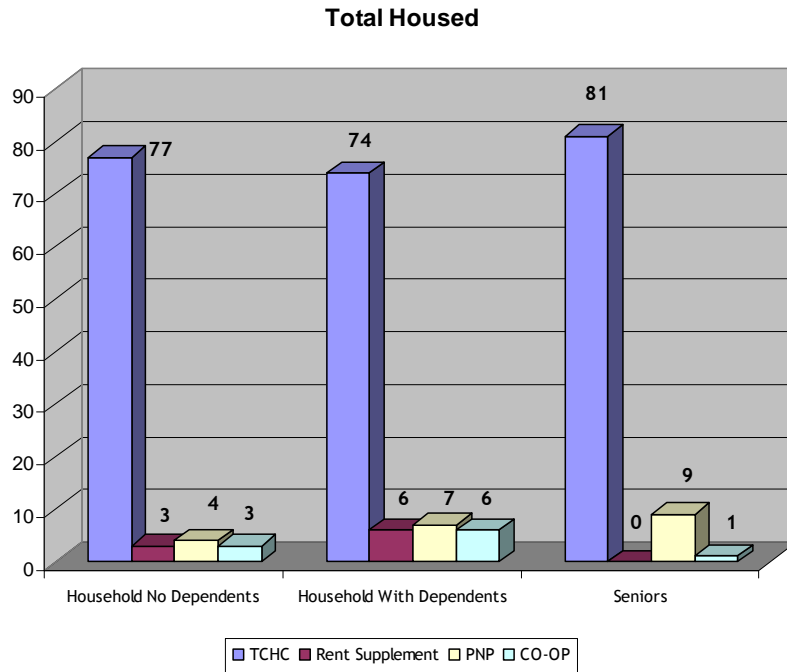
Unit Type	HND	HWD	Senior	Total
Room	15	0	3	18
Bachelor	1,211	4	1,024	2,239
One Bedroom	23,242	562	18,668	42,472
Two Bedroom	2,403	10,895	465	13,763
Three Bedroom	282	7,597	17	7,896
Four Bedroom	36	1,881	2	1,919
Five Bedroom +	13	485	0	498
<b>Total</b>	<b>27,202</b>	<b>21,424</b>	<b>20,179</b>	<b>68,805</b>

	HND	HWD	Senior	Total
Households Requesting Wheelchair Access	241	95	169	505

HND = Households with no dependents

HWD = Households with dependents

**TOTAL HOUSED**



TCHC	Room	Bach	1B	2B	3B	4B	5B+	Total
HND	1	38	27	11	0	0	0	77
HWD	0	1	2	43	24	3	1	74
Senior	0	58	22	1	0	0	0	81
<b>Total</b>	<b>1</b>	<b>97</b>	<b>51</b>	<b>55</b>	<b>24</b>	<b>3</b>	<b>1</b>	<b>232</b>
Rent Supplement	Room	Bach	1B	2B	3B	4B	5B+	Total
HND	0	0	3	0	0	0	0	3
HWD	0	0	2	3	1	0	0	6
Senior	0	0	0	0	0	0	0	0
<b>Total</b>	<b>0</b>	<b>0</b>	<b>5</b>	<b>3</b>	<b>1</b>	<b>0</b>	<b>0</b>	<b>9</b>
PNP	Room	Bach	1B	2B	3B	4B	5B+	Total
HND	0	0	1	3	0	0	0	4
HWD	0	0	2	4	1	0	0	7
Senior	0	0	9	0	0	0	0	9
<b>Total</b>	<b>0</b>	<b>0</b>	<b>12</b>	<b>7</b>	<b>1</b>	<b>0</b>	<b>0</b>	<b>20</b>
CO-OP	Room	Bach	1B	2B	3B	4B	5B+	Total
HND	0	0	2	0	1	0	0	3
HWD	0	0	0	3	3	0	0	6
Senior	0	0	1	0	0	0	0	1
<b>Total</b>	<b>0</b>	<b>0</b>	<b>3</b>	<b>3</b>	<b>4</b>	<b>0</b>	<b>0</b>	<b>10</b>

HND = Households with no dependents  
 HWD = Households with dependents

PNP = Private Non Profit

**TOTALS HOUSED IN PRIVATE NON PROFIT AND CO-OP PROVIDERS**

Providers	Room	Bach	1B	2B	3B	4B	5B+	Total
ATAHUALPA CO-OPERATIVE HOMES 1987 INC				1	1			2
BRIMELL COURT CO-OPERATIVE					1			1
CENTRAL KING SENIORS RESIDENCE			1					1
DOROTHY KLEIN SENIORS HOUSING INC				1				1
HELLENIC HOME FOR THE AGED INC			2					2
INTERFAITH HOMES CENTENARY CORPORATION			1	1				2
JACK GOODLAD SENIOR CITIZEN RESIDENCES CORPORATION			1					1
KEHILLA RESIDENTIAL PROGRAMME				1	1			2
LAKESHORE VILLAGE ARTISTS CO-OP					1			1
MAURICE COULTER HOUSING CO-OPERATIVE				1				1
MOSHAV NOAM CO-OP			1					1
NIAGARA NEIGHBOURHOOD HOUSING CO-OPERATIVE INC			1	1				2
NISBET LODGE CORP			1					1
NORTHMINSTER RESIDENCES OF TORONTO				1				1
PERFORMING ARTS LODGES OF CANADA			2					2
RICHVIEW BAPTIST FOUNDATION			2					2
ROBIN GARDNER VOCE NON-PROFIT HOMES				1				1
ST. LAWRENCE NEIGHBOURHOOD SENIORS NON-PROFIT HOUSING			1					1
STS PETER AND PAUL UKRAINIAN COMMUNITY HOMES			1					1
TAYLOR CREEK CO-OPERATIVE HOMES					1			1
VINCENT PAUL FAMILY HOMES CORPORATION				1				1
WILLMAR EIGHT HOUSING CO-OP			1					1
YEE HONG CHINESE EVERGREEN NON-PROFIT HOMES CORP.				1				1
<b>TOTAL</b>	<b>0</b>	<b>0</b>	<b>15</b>	<b>10</b>	<b>5</b>	<b>0</b>	<b>0</b>	<b>30</b>

**SUMMARY OF VACANCY ACTIVITY**

Provider	As of last month	New	Cancelled	Offered	Accepted	As of this month
TCHC	529	310	58	647	258	535
RS	22	17	1	30	9	25
PNP	60	43	12	74	20	72
CO-OP	38	28	10	25	10	48
<b>Totals</b>	<b>649</b>	<b>398</b>	<b>81</b>	<b>776</b>	<b>297</b>	<b>680</b>

TCHC = Toronto Community Housing Corporation

RS = Rent Supplement

PNP = Private Non-Profit Housing Provider

CO-OP = Co-operative Housing Provider

Housing Provider = Landlord or Building Owner

**TOTAL NUMBER OF HOUSEHOLDS HOUSED WITH SPECIAL HOUSING REQUIREMENTS**

TCHC	SPHC	Terminally Ill	Over Housed	Homeless	Separated Family	Youth	Supportive Housing	Special Needs	Total
HND	25	4	0	26	1	1	1	5	63
HWD	36	2	0	14	0	0	0	0	52
Senior	10	5	0	14	0	0	3	6	38
<b>Total</b>	<b>71</b>	<b>11</b>	<b>0</b>	<b>54</b>	<b>1</b>	<b>1</b>	<b>4</b>	<b>11</b>	<b>153</b>
Rent Supplement	SPHC	Terminally Ill	Over Housed	Homeless	Separated Family	Youth	Supportive Housing	Special Needs	Total
HND	2	0	0	1	0	0	0	0	3
HWD	5	1	0	0	0	0	0	1	7
Senior	0	0	0	0	0	0	0	0	0
<b>Total</b>	<b>7</b>	<b>1</b>	<b>0</b>	<b>1</b>	<b>0</b>	<b>0</b>	<b>0</b>	<b>1</b>	<b>10</b>
PNP/CO-OP	SPHC	Terminally Ill	Over Housed	Homeless	Separated Family	Youth	Supportive Housing	Special Needs	Total
HND	3	0	0	0	0	0	0	0	3
HWD	6	0	0	0	0	0	1	4	11
Senior	2	0	0	2	0	0	0	0	4
<b>Total</b>	<b>11</b>	<b>0</b>	<b>0</b>	<b>2</b>	<b>0</b>	<b>0</b>	<b>1</b>	<b>4</b>	<b>18</b>
<b>Grand Total</b>	<b>89</b>	<b>12</b>	<b>0</b>	<b>57</b>	<b>1</b>	<b>1</b>	<b>5</b>	<b>16</b>	<b>181</b>

RS = Rent Supplement  
 PNP = Private Non-Profit Provider  
 CO-OP = Co-operative Housing Provider

HND = Households with no dependents  
 HWD = Households with dependents  
 SPHC = Special Priority Housing Category