



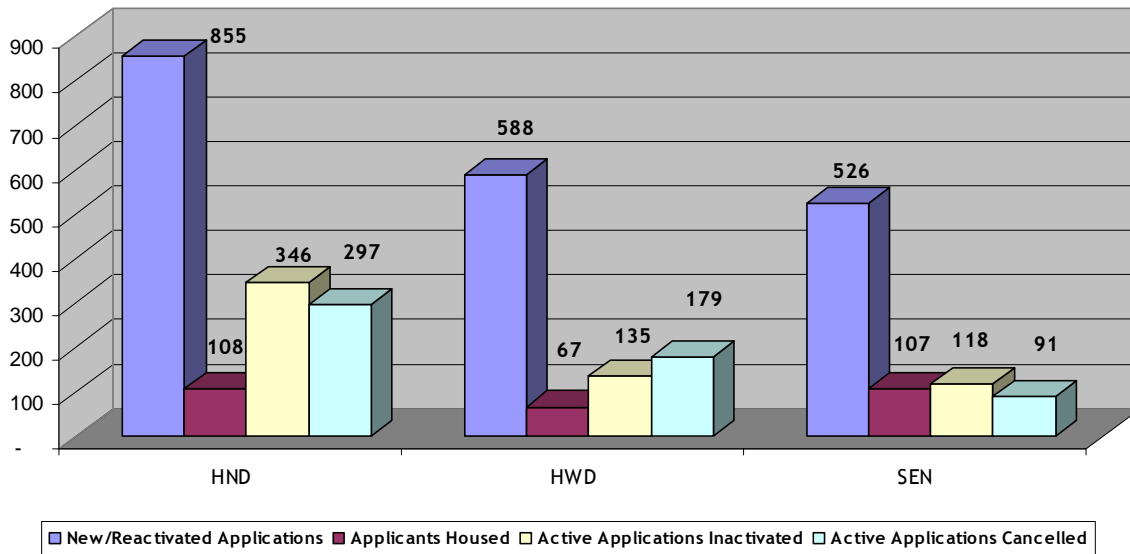
**Monthly
Statistical
Report**

OCTOBER 2011

SUMMARY OF ACTIVITIES

Total number of people on Housing Connections centralized waiting list for social housing is 150,858 as of October 31, 2011, compared to 150,019 as at September 30, 2011. The rest of the numbers in this Statistical Report refer to household applications which may have several people on their application.

Active Waiting List



Active Waiting List	HND	HWD	SEN	Total
New/Reactivated Applications	855	588	526	1,969
Applicants Housed	108	67	107	282
Active Applications Inactivated	346	135	118	599
Active Applications Cancelled*	297	179	91	567
Active Applications	27,306	21,631	20,389	69,326

*This number includes households housed directly by providers.

HND = Households with no dependents

HWD = Households with dependents

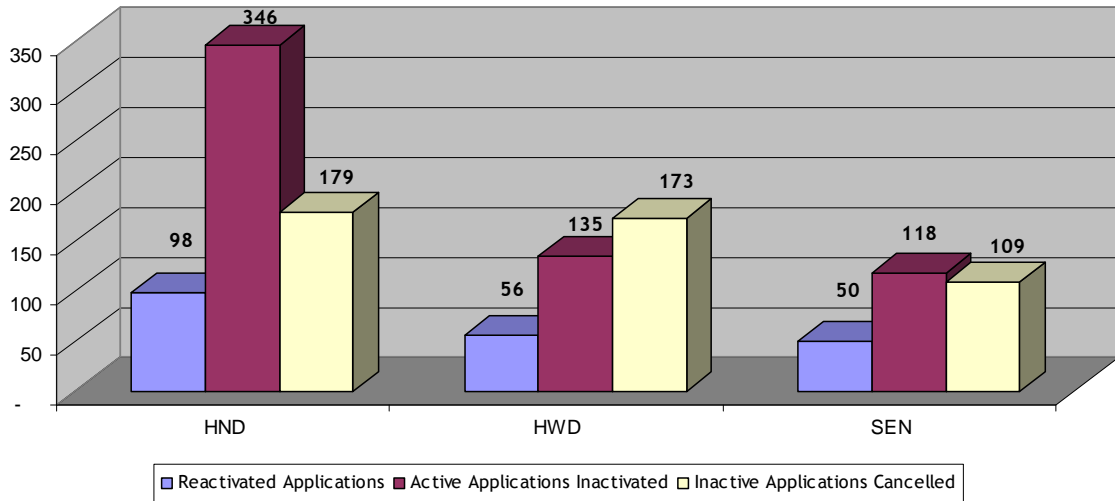
'Active' waiting list – on waiting list and ready to be housed

'Inactive' waiting list – on waiting list but cannot be housed for any number of reasons i.e. waiting for documents, haven't heard from applicant, mail returned, no response to requests for confirmation of interest or housing offer withdrawn. Applications can be inactive for up to 24 months (five years for homeless applicants) before being cancelled.

Note: 709 total applications were received through the web for October 2011, compared to 735 received September 2011.

SUMMARY OF ACTIVITIES

Inactive Waiting List



Inactive Waiting List	HND	HWD	SEN	Total
Reactivated Applications	98	56	50	204
Active Applications Inactivated	346	135	118	599
Inactive Applications Cancelled	179	173	109	461
Total Inactive Applications	6,175	3,556	2,353	12,084

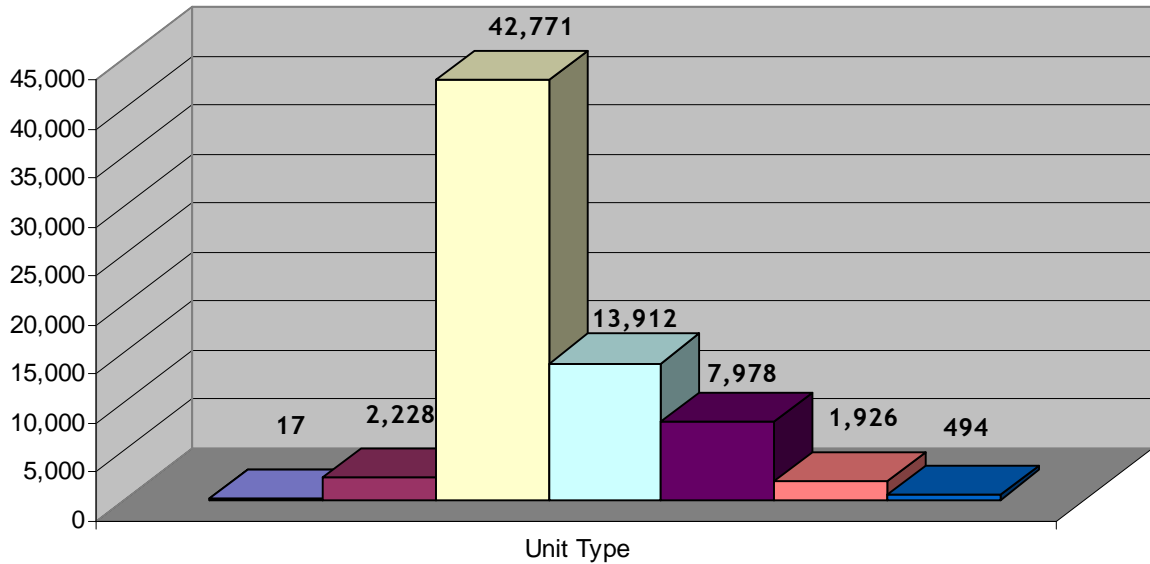
Total Waiting List	HND	HWD	SEN	Total
Total Waiting List as at October 31, 2011	33,481	25,187	22,742	81,410
Total Waiting List as at October 31, 2010	31,086	24,183	20,570	75,839

HND = Households with no dependents
 HWD = Households with dependents

'Inactive' waiting list – on waiting list but cannot be housed for any number of reasons i.e. waiting for documents, haven't heard from applicant, mail returned, no response to requests for confirmation of interest or housing offer withdrawn. Applications can be inactive for up to 24 months (five years for homeless applicants) before being cancelled.

SUMMARY OF THE ACTIVE WAITING LIST DEMAND BY UNIT TYPE

Demand By Unit Type Totals



■ Room
 ■ Bachelor
 ■ One Bedroom
 ■ Two Bedroom
 ■ Three Bedroom
 ■ Four Bedroom
 ■ Five Bedroom +

*Unit Type indicated is the largest type selected by the applicant.

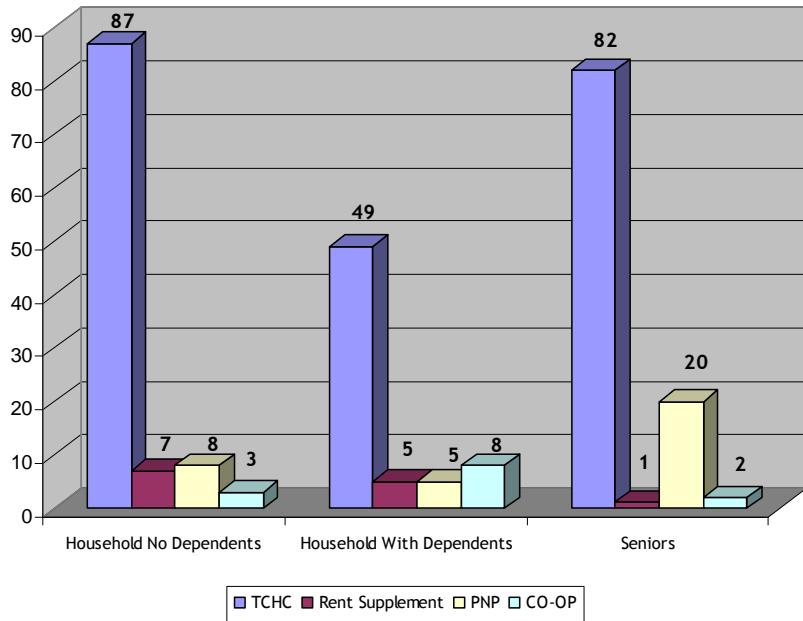
Unit Type	HND	HWD	Senior	Total
Room	14	0	3	17
Bachelor	1,207	6	1,015	2,228
One Bedroom	23,313	573	18,885	42,771
Two Bedroom	2,430	11,016	466	13,912
Three Bedroom	293	7,668	17	7,978
Four Bedroom	39	1,884	3	1,926
Five Bedroom +	10	484	0	494
Total	27,306	21,631	20,389	69,326

	HND	HWD	Senior	Total
Households Requesting Wheelchair Access	238	103	168	509

HND = Households with no dependents
 HWD = Households with dependents

TOTAL HOUSED

Total Housed



TCHC	Room	Bach	1B	2B	3B	4B	5B+	Total
HND	3	41	27	16	0	0	0	87
HWD	0	2	0	23	21	2	1	49
Senior	1	66	15	0	0	0	0	82
Total	4	109	42	39	21	2	1	218
Rent Supplement	Room	Bach	1B	2B	3B	4B	5B+	Total
HND	0	1	6	0	0	0	0	7
HWD	0	0	1	4	0	0	0	5
Senior	0	0	1	0	0	0	0	1
Total	0	1	8	4	0	0	0	13
PNP	Room	Bach	1B	2B	3B	4B	5B+	Total
HND	0	3	5	0	0	0	0	8
HWD	0	0	1	2	2	0	0	5
Senior	0	3	16	1	0	0	0	20
Total	0	6	22	3	2	0	0	33
CO-OP	Room	Bach	1B	2B	3B	4B	5B+	Total
HND	0	1	1	1	0	0	0	3
HWD	0	0	0	8	0	0	0	8
Senior	0	0	1	1	0	0	0	2
Total	0	1	2	10	0	0	0	13

HND = Households with no dependents
 HWD = Households with dependents

PNP = Private Non Profit

TOTALS HOUSED IN PRIVATE NON PROFIT AND CO-OP PROVIDERS

Providers	Room	Bach	1B	2B	3B	4B	5B+	Total
ALL SAINTS CHURCH HOMES FOR TOMORROW SOCIETY NON-PROFIT		2						2
ASCOT CO-OP HOMES				1				1
ATAHUALPA CO-OPERATIVE HOMES 1987 INC				1				1
BAZAAR NON-PROFIT HOUSING CORPORATION					1			1
BELLAMY HOUSING CO-OPERATIVE INC			1	2				3
BLUE DANUBE HOUSING DEVELOPMENT ONT INC					1			1
CANADIAN MACEDONIAN ASSOCIATION SENIOR CITIZEN CENTRE			4					4
CHORD HOUSING CO-OPERATIVE INC.			1					1
ERNESCLIFFE NON-PROFIT HOUSING CO-OPERATIVE INC		1						1
FIRST ERDELYI HOUSE		1						1
HARMONY CO-OPERATIVE HOMES INC				1				1
HARRY SHERMAN CROWE HOUSING CO-OP INC.				1				1
HELLENIC HOME FOR THE AGED INC			1					1
HUMBERVALE CHRISTIAN OUTREACH FOUNDATION INC			1					1
INTERFAITH HOMES CENTENARY CORPORATION			1					1
JACK GOODLAD SENIOR CITIZEN RESIDENCES CORPORATION			1					1
KINGSWAY-LAMBTON HOMES FOR SENIORS INC.			2					2
LOYOLA ARRUPPE CORPORATION			2					2
MAPLE LEAF DRIVE SENIORS NON-PROFIT RESIDENTIAL CORPORATION			1					1
MARY LAMBERT SWALE NON-PROFIT HOMES INC			1					1
MAURICE COULTER HOUSING CO-OPERATIVE				1				1
MIMICO CO-OPERATIVE HOMES INC.				1				1
NIAGARA NEIGHBOURHOOD HOUSING CO-OPERATIVE INC				1				1
OUR LADY OF VICTORY SENIOR CITIZENS RESIDENCE YORK INC			1					1
PROJECT ESPERANCE			1					1
RIDELLE CO-OPERATIVE HOMES				1				1
ST. DAVID'S VILLAGE CORPORATION		3						3
ST. LAWRENCE NEIGHBOURHOOD SENIORS NON-PROFIT HOUSING			1					1
TERRA BELLA NON PROFIT HOUSING CORPORATION				1				1
VILLA LUSO NON PROFIT HOUSING CORPORATION			1					1
VINCENT PAUL FAMILY HOMES CORPORATION				2				2
YEE HONG CHINESE EVERGREEN NON-PROFIT HOMES CORP.			4					4
TOTAL	0	7	24	13	2	0	0	46

SUMMARY OF VACANCY ACTIVITY

Provider	As of last month	New	Cancelled	Offered	Accepted	As of this month
TCHC	535	349	77	660	229	566
RS	25	12	4	25	13	19
PNP	72	49	25	84	33	63
CO-OP	48	20	4	30	13	51
Totals	680	430	110	799	288	699

TCHC = Toronto Community Housing Corporation
RS = Rent Supplement
PNP = Private Non-Profit Housing Provider
CO-OP = Co-operative Housing Provider
Housing Provider = Landlord or Building Owner

TOTAL NUMBER OF HOUSEHOLDS HOUSED WITH SPECIAL HOUSING REQUIREMENTS

TCHC	SPHC	Terminally Ill	Over Housed	Homeless	Separated Family	Youth	Supportive Housing	Special Needs	Total
HND	28	3	0	26	0	1	1	9	68
HWD	27	1	0	9	0	0	0	2	39
Senior	5	4	0	12	0	0	1	5	27
Total	60	8	0	47	0	1	2	16	134
Rent Supplement	SPHC	Terminally Ill	Over Housed	Homeless	Separated Family	Youth	Supportive Housing	Special Needs	Total
HND	5	0	0	2	0	0	0	0	7
HWD	3	0	0	1	0	0	0	0	4
Senior	1	0	0	0	0	0	0	0	1
Total	9	0	0	3	0	0	0	0	12
PNP/CO-OP	SPHC	Terminally Ill	Over Housed	Homeless	Separated Family	Youth	Supportive Housing	Special Needs	Total
HND	7	0	0	1	0	0	0	2	10
HWD	10	0	0	1	0	0	0	0	11
Senior	2	0	0	0	0	0	1	0	3
Total	19	0	0	2	0	0	1	2	24
Grand Total	88	8	0	52	0	1	3	18	170

RS = Rent Supplement
 PNP = Private Non-Profit Provider
 CO-OP = Co-operative Housing Provider

HND = Households with no dependents
 HWD = Households with dependents
 SPHC = Special Priority Housing Category