



**Monthly  
Statistical  
Report**

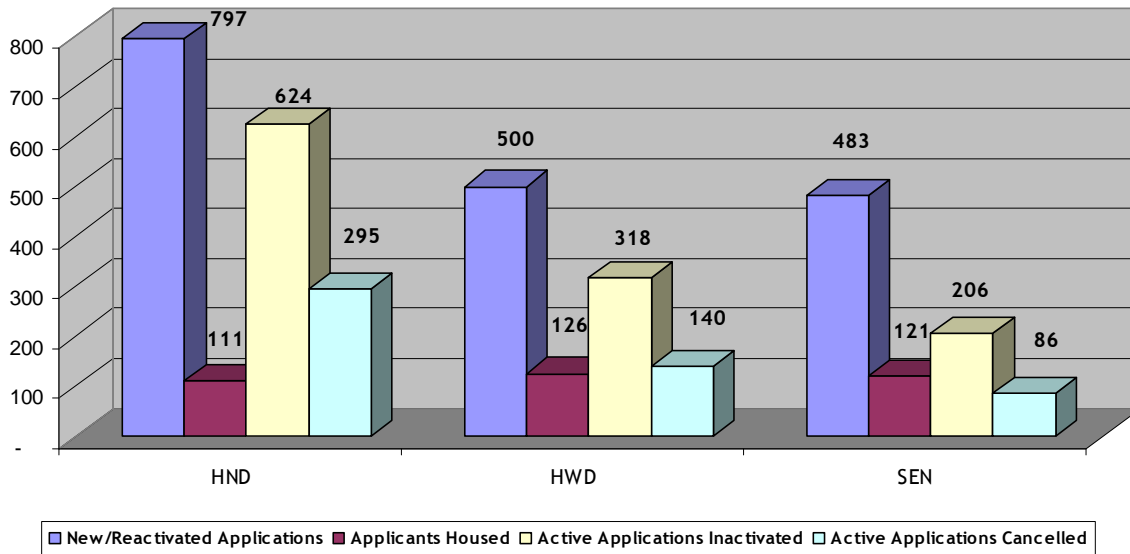
---

**NOVEMBER 2011**

**SUMMARY OF ACTIVITIES**

Total number of people on Housing Connections centralized waiting list for social housing is 151,337 as of November 30, 2011, compared to 150,858 as at October 31, 2011. The rest of the numbers in this Statistical Report refer to household applications which may have several people on their application.

**Active Waiting List**



Active Waiting List	HND	HWD	SEN	Total
New/Reactivated Applications	797	500	483	1,780
Applicants Housed	111	126	121	358
Active Applications Inactivated	624	318	206	1,148
Active Applications Cancelled	295	140	86	521
<b>Active Applications</b>	<b>27,073</b>	<b>21,547</b>	<b>20,459</b>	<b>69,079</b>

\*This number includes households housed directly by providers.

HND = Households with no dependents

HWD = Households with dependents

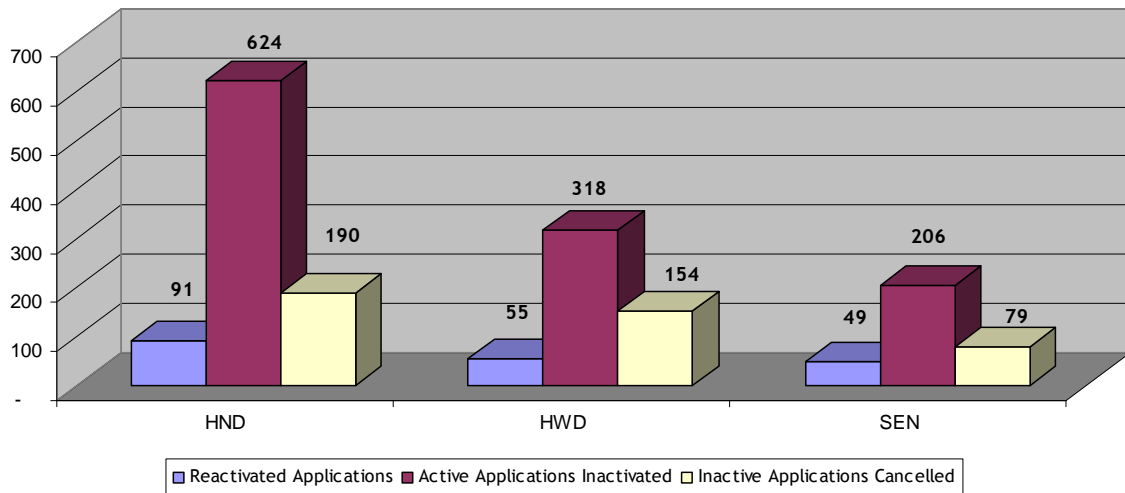
'Active' waiting list – on waiting list and ready to be housed

'Inactive' waiting list – on waiting list but cannot be housed for any number of reasons i.e. waiting for documents, haven't heard from applicant, mail returned, no response to requests for confirmation of interest or housing offer withdrawn. Applications can be inactive for up to 24 months (five years for homeless applicants) before being cancelled.

**Note:** 712 total applications were received through the web for November 2011, compared to 709 received October 2011.

**SUMMARY OF ACTIVITIES**

Inactive Waiting List



Inactive Waiting List	HND	HWD	SEN	Total
Reactivated Applications	91	55	49	195
Active Applications Inactivated	624	318	206	1,148
Inactive Applications Cancelled	190	154	79	423
<b>Total Inactive Applications</b>	<b>6,518</b>	<b>3,665</b>	<b>2,431</b>	<b>12,614</b>

Total Waiting List	HND	HWD	SEN	Total
<b>Total Waiting List as at November 30, 2011</b>	<b>33,591</b>	<b>25,212</b>	<b>22,890</b>	<b>81,693</b>
<b>Total Waiting List as at November 30, 2010</b>	<b>31,360</b>	<b>24,246</b>	<b>20,674</b>	<b>76,280</b>

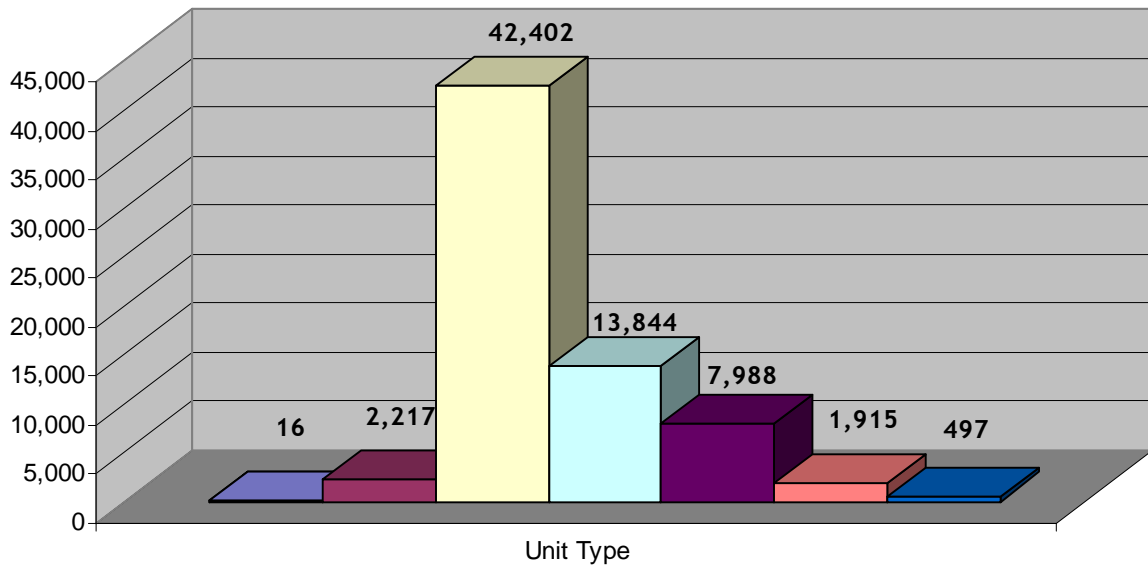
HND = Households with no dependents

HWD = Households with dependents

**'Inactive' waiting list** – on waiting list but cannot be housed for any number of reasons i.e. waiting for documents, haven't heard from applicant, mail returned, no response to requests for confirmation of interest or housing offer withdrawn. Applications can be inactive for up to 24 months (five years for homeless applicants) before being cancelled.

**SUMMARY OF THE ACTIVE WAITING LIST DEMAND BY UNIT TYPE**

**Demand By Unit Type Totals**



■ Room 
 ■ Bachelor 
 ■ One Bedroom 
 ■ Two Bedroom 
 ■ Three Bedroom 
 ■ Four Bedroom 
 ■ Five Bedroom +

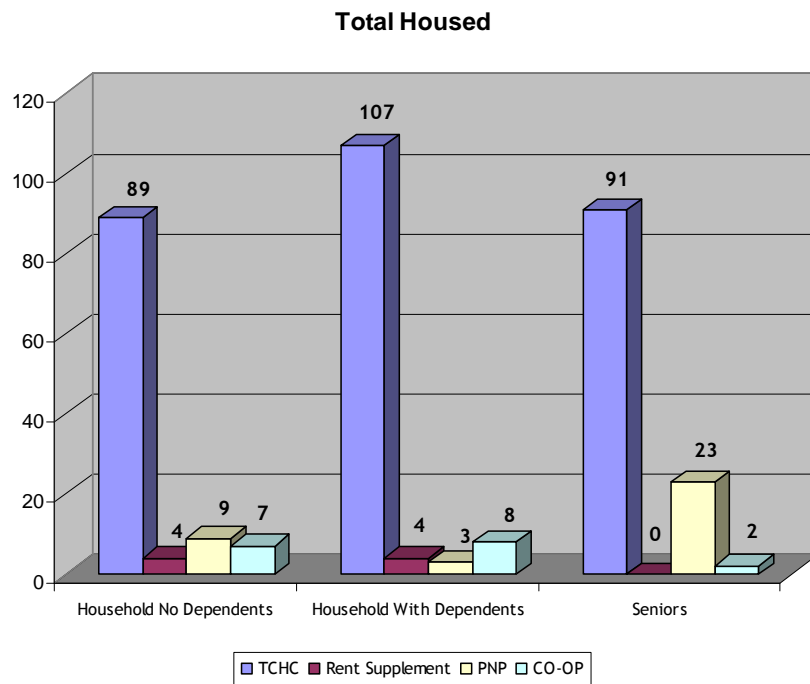
\*Unit Type indicated is the largest type selected by the applicant.

Unit Type	HND	HWD	Senior	Total
Room	14	0	2	16
Bachelor	1,184	7	1,026	2,217
One Bedroom	23,080	582	18,940	42,402
Two Bedroom	2,446	10,930	468	13,844
Three Bedroom	302	7,667	19	7,988
Four Bedroom	37	1,874	4	1,915
Five Bedroom +	10	487	0	497
<b>Total</b>	<b>27,073</b>	<b>21,547</b>	<b>20,459</b>	<b>69,079</b>

	HND	HWD	Senior	Total
Households Requesting Wheelchair Access	243	103	168	514

HND = Households with no dependents  
 HWD = Households with dependents

**TOTAL HOUSED**



TCHC	Room	Bach	1B	2B	3B	4B	5B+	Total
HND		2	39	31	10	7	0	89
HWD		0	1	1	60	38	5	107
Senior		0	73	17	1	0	0	91
<b>Total</b>		<b>2</b>	<b>113</b>	<b>49</b>	<b>71</b>	<b>45</b>	<b>5</b>	<b>287</b>

Rent Supplement	Room	Bach	1B	2B	3B	4B	5B+	Total
HND		0	0	4	0	0	0	4
HWD		0	0	0	3	1	0	4
Senior		0	0	0	0	0	0	0
<b>Total</b>		<b>0</b>	<b>0</b>	<b>4</b>	<b>3</b>	<b>1</b>	<b>0</b>	<b>8</b>

PNP	Room	Bach	1B	2B	3B	4B	5B+	Total
HND		0	3	5	1	0	0	9
HWD		0	0	0	3	0	0	3
Senior		0	5	18	0	0	0	23
<b>Total</b>		<b>0</b>	<b>8</b>	<b>23</b>	<b>4</b>	<b>0</b>	<b>0</b>	<b>35</b>

CO-OP	Room	Bach	1B	2B	3B	4B	5B+	Total
HND		0	4	3	0	0	0	7
HWD		0	0	0	4	4	0	8
Senior		0	0	2	0	0	0	2
<b>Total</b>		<b>0</b>	<b>4</b>	<b>5</b>	<b>4</b>	<b>4</b>	<b>0</b>	<b>17</b>

HND = Households with no dependents  
 HWD = Households with dependents

PNP = Private Non Profit

**TOTALS HOUSED IN PRIVATE NON PROFIT AND CO-OP PROVIDERS**

Providers	Room	Bach	1B	2B	3B	4B	5B+	Total
55 HOWARD PARK AVENUE CO-OPERATIVE HOMES INC		1						1
ACLI ETOBICOKE COMMUNITY HOMES			1					1
AKWA HONSTA NON-PROFIT ABORIGINAL HOMES INC.		1						1
ALL SAINTS CHURCH HOMES FOR TOMORROW SOCIETY NON-PROFIT		1						1
ASCOT CO-OP HOMES				1				1
B'NAI BRITH UPPER CANADA LODGE			2					2
BLUE DANUBE HOUSING DEVELOPMENT ONT INC				2				2
BRIMELL COURT CO-OPERATIVE					2			2
BROADVIEW HOUSING CO-OPERATIVE INC.				1				1
CANRISE NON-PROFIT HOUSING INC			1					1
ERNESCLIFFE NON-PROFIT HOUSING CO-OPERATIVE INC		2						2
FIRST ERDELYI HOUSE		1						1
HABAYIT SHELANU SENIORS RESIDENCE			2					2
HEATHERCROSS CHARITABLE FOUNDATION			1					1
HELLENIC HOME FOR THE AGED INC			2					2
JACK GOODLAD SENIOR CITIZEN RESIDENCES CORPORATION			2					2
KEHILLA RESIDENTIAL PROGRAMME			2					2
MAPLE LEAF DRIVE SENIORS NON-PROFIT RESIDENTIAL CORPORATION			1					1
MASARYKTOWN NON-PROFIT RESIDENCES INC.			1					1
MAURICE COULTER HOUSING CO-OPERATIVE				1				1
MOSHAV NOAM CO-OP			2					2
NAKISKA CO-OPERATIVE HOMES INC.					1			1
OPERATING ENGINEERS LOCAL 793 NON-PROFIT HOUSING CORP.				1				1
ORCHARD GROVE HOUSING CO-OPERATIVE INC.				1				1
OUR SAVIOUR THISTLETOWN LUTHERAN LODGE			1					1
OWN HOUSING CO-OPERATIVE INC.			3					3
PROJECT ESPERANCE				1				1
SPENCER AVENUE CO-OPERATIVE HOMES INCORPORATED		1						1
ST DEMETRIUS UKRAINIAN DEVELOPMENT CORPORATION		2						2
ST PAUL'S L'AMOREAUX CENTRE		2						2
STS PETER AND PAUL UKRAINIAN COMMUNITY HOMES			1					1
THE HOPE CENTRE - DANFORTH			2					2
VILLA LUSO NON PROFIT HOUSING CORPORATION		1	1					2
WALTON PLACE SCARBOROUGH INC NON-PROFIT HOUSING PROJECT			1					1
WIGWAMEN INCORPORATED			1					1
WOBURN VILLAGE CO-OP					1			1
YEE HONG CHINESE EVERGREEN NON-PROFIT HOMES CORP.			1					1
<b>TOTAL</b>	<b>0</b>	<b>12</b>	<b>28</b>	<b>8</b>	<b>4</b>	<b>0</b>	<b>0</b>	<b>52</b>

**SUMMARY OF VACANCY ACTIVITY**

<b>Provider</b>	<b>As of last month</b>	<b>New</b>	<b>Cancelled</b>	<b>Offered</b>	<b>Accepted</b>	<b>As of this month</b>
TCHC	566	319	58	760	265	564
RS	19	12	0	28	8	21
PNP	63	60	20	102	35	69
CO-OP	51	24	15	26	17	43
<b>Totals</b>	<b>699</b>	<b>415</b>	<b>93</b>	<b>916</b>	<b>325</b>	<b>697</b>

TCHC = Toronto Community Housing Corporation

RS = Rent Supplement

PNP = Private Non-Profit Housing Provider

CO-OP = Co-operative Housing Provider

Housing Provider = Landlord or Building Owner

**TOTAL NUMBER OF HOUSEHOLDS HOUSED WITH SPECIAL HOUSING REQUIREMENTS**

TCHC	SPHC	Terminally Ill	Over Housed	Homeless	Separated Family	Youth	Supportive Housing	Special Needs	Total
HND	31	5	0	26	0	1	0	5	68
HWD	56	0	0	24	1	1	1	4	87
Senior	10	6	0	14	0	0	1	1	32
<b>Total</b>	<b>97</b>	<b>11</b>	<b>0</b>	<b>64</b>	<b>1</b>	<b>2</b>	<b>2</b>	<b>10</b>	<b>187</b>
Rent Supplement	SPHC	Terminally Ill	Over Housed	Homeless	Separated Family	Youth	Supportive Housing	Special Needs	Total
HND	2	0	0	2	0	0	0	0	4
HWD	0	0	0	1	0	0	0	2	3
Senior	0	0	0	0	0	0	0	0	0
<b>Total</b>	<b>2</b>	<b>0</b>	<b>0</b>	<b>3</b>	<b>0</b>	<b>0</b>	<b>0</b>	<b>2</b>	<b>7</b>
PNP/CO-OP	SPHC	Terminally Ill	Over Housed	Homeless	Separated Family	Youth	Supportive Housing	Special Needs	Total
HND	9	1	0	2	0	0	0	0	12
HWD	8	0	0	1	0	0	0	1	10
Senior	5	3	0	1	0	0	0	3	12
<b>Total</b>	<b>22</b>	<b>4</b>	<b>0</b>	<b>4</b>	<b>0</b>	<b>0</b>	<b>0</b>	<b>4</b>	<b>34</b>
<b>Grand Total</b>	<b>121</b>	<b>15</b>	<b>0</b>	<b>71</b>	<b>1</b>	<b>2</b>	<b>2</b>	<b>16</b>	<b>228</b>

RS = Rent Supplement  
 PNP = Private Non-Profit Provider  
 CO-OP = Co-operative Housing Provider

HND = Households with no dependents  
 HWD = Households with dependents  
 SPHC = Special Priority Housing Category