



**Monthly  
Statistical  
Report**

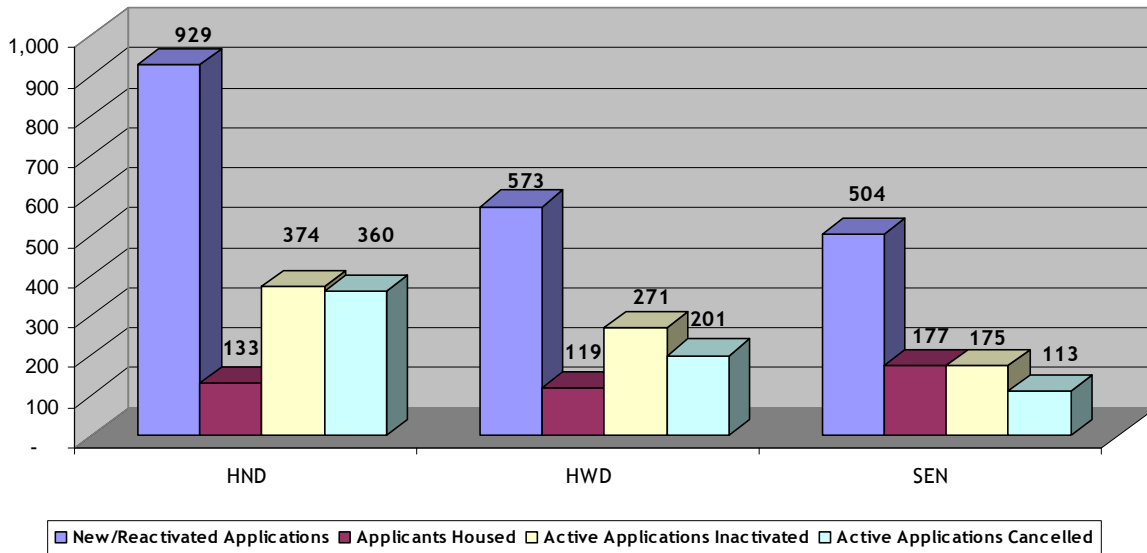
---

**MAY 2011**

**SUMMARY OF ACTIVITIES**

Total number of people on Housing Connections centralized waiting list for social housing is 145,981 as of May 31, 2011, compared to 145,499 as at April 30, 2011. The rest of the numbers in this Statistical Report refer to household applications which may have several people on their application.

**Active Waiting List**



Active Waiting List	HND	HWD	SEN	Total
New/Reactivated Applications	929	573	504	2,006
Applicants Housed	133	119	177	429
Active Applications Inactivated	374	271	175	820
Active Applications Cancelled	360	201	113	674
<b>Active Applications</b>	<b>27,153</b>	<b>21,250</b>	<b>19,394</b>	<b>67,797</b>

\*This number includes households housed directly by providers.

\*\*The number of applications ‘inactivated’ has increased while the number of applications ‘cancelled’ has decreased due to incomplete applications now being inactivated rather than cancelled.

HND – Households with no dependents

HWD – Households with dependents

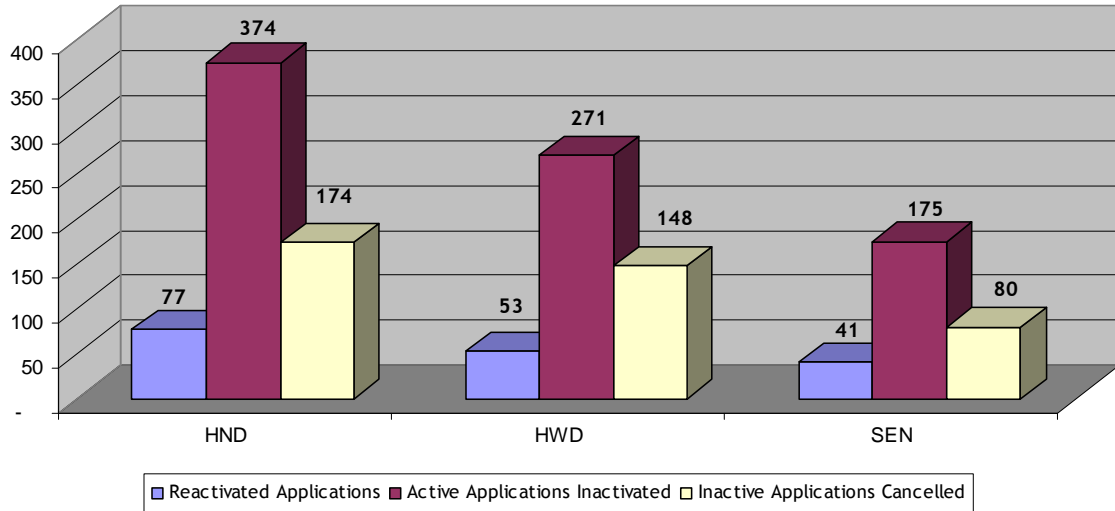
‘Active’ waiting list – on waiting list and ready to be housed

‘Inactive’ waiting list – on waiting list but cannot be housed for any number of reasons i.e. waiting for documents, haven’t heard from applicant, mail returned, no response to requests for confirmation of interest or housing offer withdrawn. Applications can be inactive for up to 24 months (five years for homeless applicants) before being cancelled.

Note: 834 total applications were received through the web for May 2011, compared to 787 received April 2011.

**SUMMARY OF ACTIVITIES**

Inactive Waiting List



Inactive Waiting List	HND	HWD	SEN	Total
Reactivated Applications	77	53	41	171
Active Applications Inactivated	374	271	175	820
Inactive Applications Cancelled	174	148	80	402
<b>Total Inactive Applications</b>	<b>5,260</b>	<b>3,325</b>	<b>2,222</b>	<b>10,807</b>

Total Waiting List	HND	HWD	SEN	Total
Total Waiting List as at May 31, 2011	32,413	24,575	21,616	78,604
Total Waiting List as at May 31, 2010	30,003	23,725	19,673	73,401

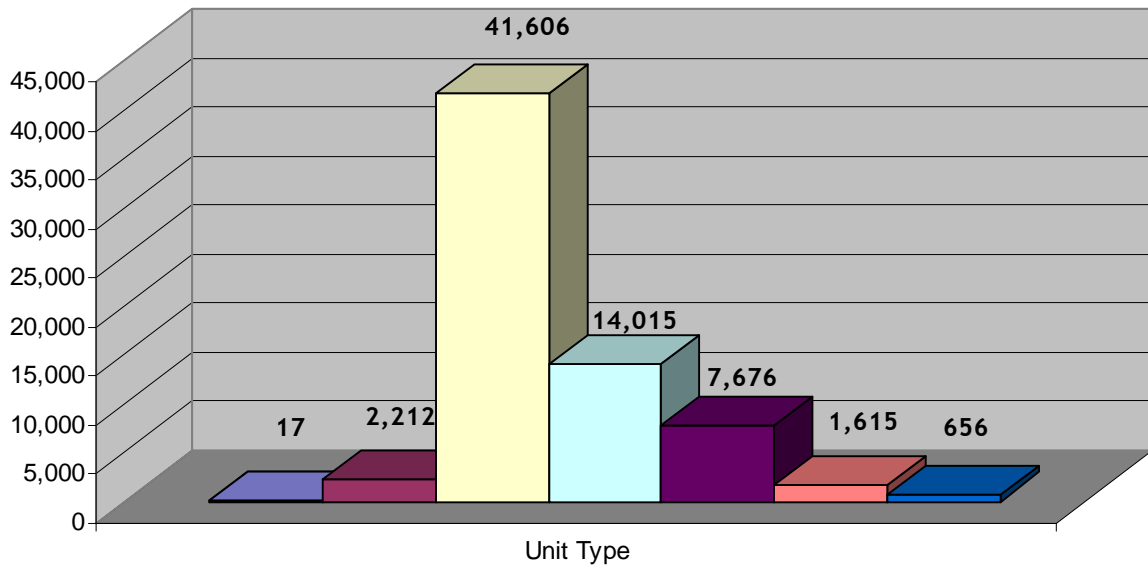
HND = Households with no dependents

HWD = Households with dependents

**'Inactive' waiting list** – on waiting list but cannot be housed for any number of reasons i.e. waiting for documents, haven't heard from applicant, mail returned, no response to requests for confirmation of interest or housing offer withdrawn. Applications can be inactive for up to 24 months (five years for homeless applicants) before being cancelled.

**SUMMARY OF THE ACTIVE WAITING LIST DEMAND BY UNIT TYPE**

**Demand By Unit Type Totals**



Legend: Room (blue), Bachelor (purple), One Bedroom (yellow), Two Bedroom (cyan), Three Bedroom (dark purple), Four Bedroom (red), Five Bedroom + (dark blue)

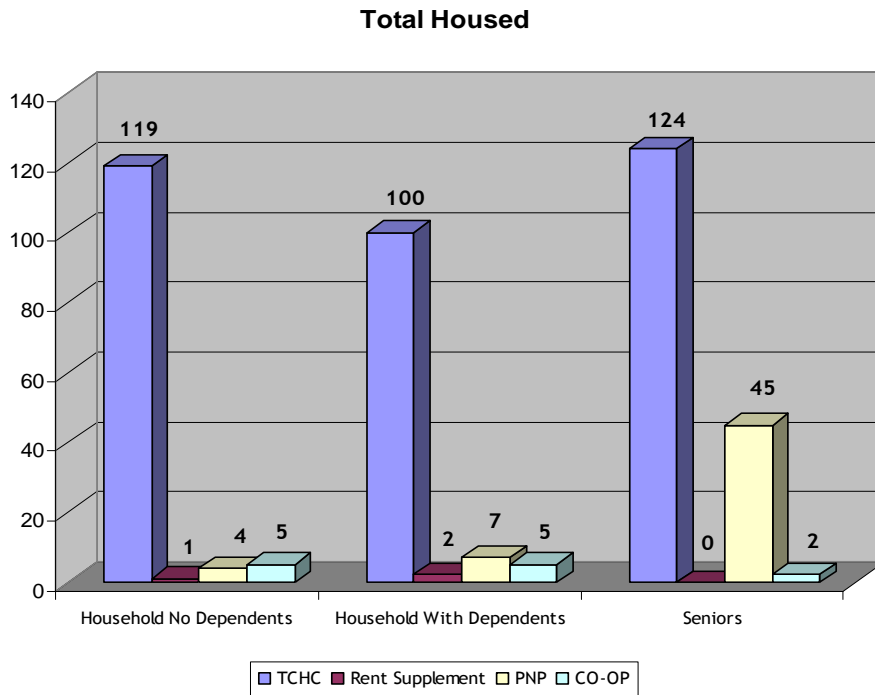
Unit Type	HND	HWD	Senior	Total
Room	14	0	3	17
Bachelor	1,256	3	953	2,212
One Bedroom	23,142	485	17,979	41,606
Two Bedroom	2,341	11,247	427	14,015
Three Bedroom	243	7,424	9	7,676
Four Bedroom	28	1,586	1	1,615
Five Bedroom +	129	505	22	656
<b>Total</b>	<b>27,153</b>	<b>21,250</b>	<b>19,394</b>	<b>67,797</b>

\*Unit Type indicated is the largest type selected by the applicant.

	HND	HWD	Senior	Total
Households Requesting Wheelchair Access	230	91	164	485

HND = Households with no dependents  
 HWD = Households with dependents

**TOTAL HOUSED**



TCHC	Room	Bach	1B	2B	3B	4B	5B+	Total
HND	4	51	55	8	1	0	0	119
HWD	0	4	0	47	35	10	4	100
Senior	2	89	31	2	0	0	0	124
<b>Total</b>	<b>6</b>	<b>144</b>	<b>86</b>	<b>57</b>	<b>36</b>	<b>10</b>	<b>4</b>	<b>343</b>

Rent Supplement	Room	Bach	1B	2B	3B	4B	5B+	Total
HND	0	0	1	0	0	0	0	1
HWD	0	0	0	2	0	0	0	2
Senior	0	0	0	0	0	0	0	0
<b>Total</b>	<b>0</b>	<b>0</b>	<b>1</b>	<b>2</b>	<b>0</b>	<b>0</b>	<b>0</b>	<b>3</b>

PNP	Room	Bach	1B	2B	3B	4B	5B+	Total
HND	0	0	4	0	0	0	0	4
HWD	0	0	0	6	1	0	0	7
Senior	0	2	42	1	0	0	0	45
<b>Total</b>	<b>0</b>	<b>2</b>	<b>46</b>	<b>7</b>	<b>1</b>	<b>0</b>	<b>0</b>	<b>56</b>

CO-OP	Room	Bach	1B	2B	3B	4B	5B+	Total
HND	0	0	4	1	0	0	0	5
HWD	0	0	0	1	4	0	0	5
Senior	0	0	2	0	0	0	0	2
<b>Total</b>	<b>0</b>	<b>0</b>	<b>6</b>	<b>2</b>	<b>4</b>	<b>0</b>	<b>0</b>	<b>12</b>

HND = Households with no dependents  
 HWD = Households with dependents

PNP = Private Non Profit

**TOTALS HOUSED IN PRIVATE NON PROFIT AND CO-OP PROVIDERS**

Providers	Room	Bach	1B	2B	3B	4B	5B+	Total
ALMISE CO-OPERATIVE HOMES INC			1					1
ASCOT CO-OP HOMES				1				1
BIRTCB PLACE CO-OPERATIVE HOMES INC			1					1
BRIMELL COURT CO-OPERATIVE					1			1
CANADIAN MACEDONIAN ASSOCIATION SENIOR CITIZEN CENTRE			22					22
CENTRAL KING SENIORS RESIDENCE			1					1
CHURCH OF ATONEMENT ALDERWOOD SENIOR CITIZENS PROJECT			1					1
CITY PARK CO-OPERATIVE APARTMENTS INC			2					2
DOROTHY KLEIN SENIORS HOUSING INC			1					1
ESTONIAN RELIEF COMMITTEE NON-PROFIT RESIDENCES CORP				1				1
FIRST ERDELYI HOUSE		1						1
HELLENIC HOME FOR THE AGED INC			5					5
INTERFAITH HOMES CENTENARY CORPORATION			1					1
KEHILLA RESIDENTIAL PROGRAMME				3				3
KNIGHTS VILLAGE NON-PROFIT HOMES INC			1					1
LAKESHORE VILLAGE ARTISTS CO-OP			1					1
LOYOLA ARRUPPE CORPORATION			1					1
MAPLE LEAF DRIVE SENIORS NON-PROFIT RESIDENTIAL CORPORATION			2					2
MOSHAV NOAM CO-OP			1					1
NUC-TUCT NON-PROFIT HOMES CORPORATION				1				1
ORCHARD GROVE HOUSING CO-OPERATIVE INC.				1				1
OUR LADY OF VICTORY SENIOR CITIZENS RESIDENCE YORK INC			1					1
OUR SAVIOUR THISTLETOWN LUTHERAN LODGE			1					1
PROJECT ESPERANCE				1				1
RAKOCZI VILLA NON PROFIT HOUSING CORP.			1					1
ST PAUL'S L'AMOREAUX CENTRE		1						1
ST. LAWRENCE NEIGHBOURHOOD SENIORS NON-PROFIT HOUSING			2					2
TAHANAN NON-PROFIT HOMES			2					2
TERRA BELLA NON PROFIT HOUSING CORPORATION				1				1
THORNCLIFFE CHAPEL HOUSING CORPORATION			1					1
VILLA OTTHON NON PROFIT CORPORATION					1			1
WESTMINSTER COURT SENIOR CITIZENS HOUSING CORP EAST YORK			1					1
WIDWORTHY CHARITABLE FOUNDATION			1					1
WOBURN VILLAGE CO-OP					3			3
YEE HONG CHINESE EVERGREEN NON-PROFIT HOMES CORP.			1					1
<b>TOTAL</b>	<b>0</b>	<b>2</b>	<b>52</b>	<b>9</b>	<b>5</b>	<b>0</b>	<b>0</b>	<b>68</b>

**SUMMARY OF VACANCY ACTIVITY**

Provider	As of last month	New	Cancelled	Offered	Accepted	As of this month
TCHC	690	416	84	991	362	667
RS	10	8	0	6	3	13
PNP	77	76	24	123	56	73
CO-OP	34	24	7	17	12	39
<b>Totals</b>	<b>811</b>	<b>524</b>	<b>115</b>	<b>1137</b>	<b>433</b>	<b>792</b>

TCHC = Toronto Community Housing Corporation  
RS = Rent Supplement  
PNP = Private Non-Profit Housing Provider  
CO-OP = Co-operative Housing Provider  
Housing Provider = Landlord or Building Owner

**TOTAL NUMBER OF HOUSEHOLDS HOUSED WITH SPECIAL HOUSING REQUIREMENTS**

TCHC	SPHC	Terminally Ill	Over Housed	Homeless	Separated Family	Youth	Supportive Housing	Special Needs	Total
HND	35	9	0	37	0	0	1	7	89
HWD	32	4	0	12	0	0	0	6	54
Senior	9	6	0	14	0	0	1	8	38
<b>Total</b>	<b>76</b>	<b>19</b>	<b>0</b>	<b>63</b>	<b>0</b>	<b>0</b>	<b>2</b>	<b>21</b>	<b>181</b>
Rent Supplement	SPHC	Terminally Ill	Over Housed	Homeless	Separated Family	Youth	Supportive Housing	Special Needs	Total
HND	1	0	0	0	0	0	0	0	1
HWD	2	0	0	1	0	0	0	0	3
Senior	0	0	0	0	0	0	0	0	0
<b>Total</b>	<b>3</b>	<b>0</b>	<b>0</b>	<b>1</b>	<b>0</b>	<b>0</b>	<b>0</b>	<b>0</b>	<b>4</b>
PNP/CO-OP	SPHC	Terminally Ill	Over Housed	Homeless	Separated Family	Youth	Supportive Housing	Special Needs	Total
HND	6	0	0	0	0	0	0	1	7
HWD	9	0	0	1	0	0	0	0	10
Senior	3	0	0	0	0	0	1	2	6
<b>Total</b>	<b>18</b>	<b>0</b>	<b>0</b>	<b>1</b>	<b>0</b>	<b>0</b>	<b>1</b>	<b>3</b>	<b>23</b>
<b>Grand Total</b>	<b>97</b>	<b>19</b>	<b>0</b>	<b>65</b>	<b>0</b>	<b>0</b>	<b>3</b>	<b>24</b>	<b>208</b>

RS = Rent Supplement  
 PNP = Private Non-Profit Provider  
 CO-OP = Co-operative Housing Provider

HWD = Households with dependents  
 SPHC = Special Priority Housing Category