



Monthly  
Statistical  
Report

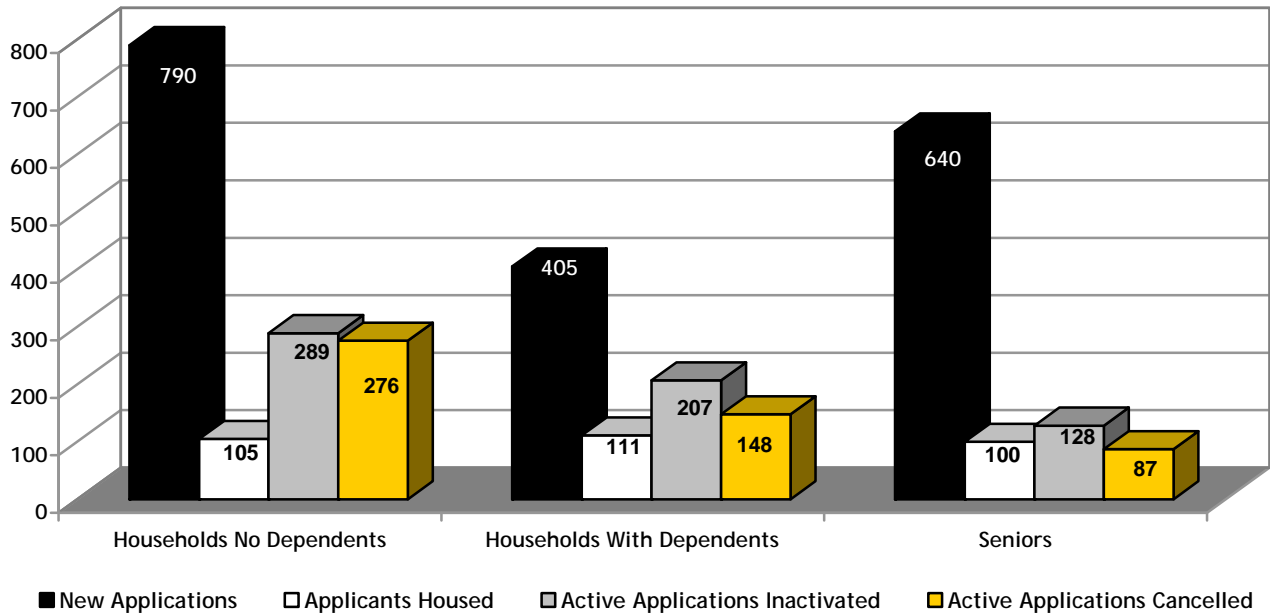
---

**FEBRUARY 2011**

**SUMMARY OF ACTIVITIES**

Total number of people on Housing Connections centralized waiting list for social housing is 144,159 as of February 28, 2011, compared to 143,349 as at January 31, 2011. The rest of the numbers in this Statistical Report refer to household applications which may have several people on their application.

**Active Waiting List**



Active Waiting List	HND	HWD	Senior	Total
New/Reactivated Applications	790	405	640	1,835
Applicants Housed *	105	111	100	316
Active Applications Inactivated	289	207	128	624
Active Applications Cancelled	276	148	87	511
<b>Total Active Applications</b>	<b>26,741</b>	<b>21,087</b>	<b>19,131</b>	<b>66,959</b>

\*This number includes households housed directly by providers.

HND – Households with no dependents  
 HWD – Households with dependents

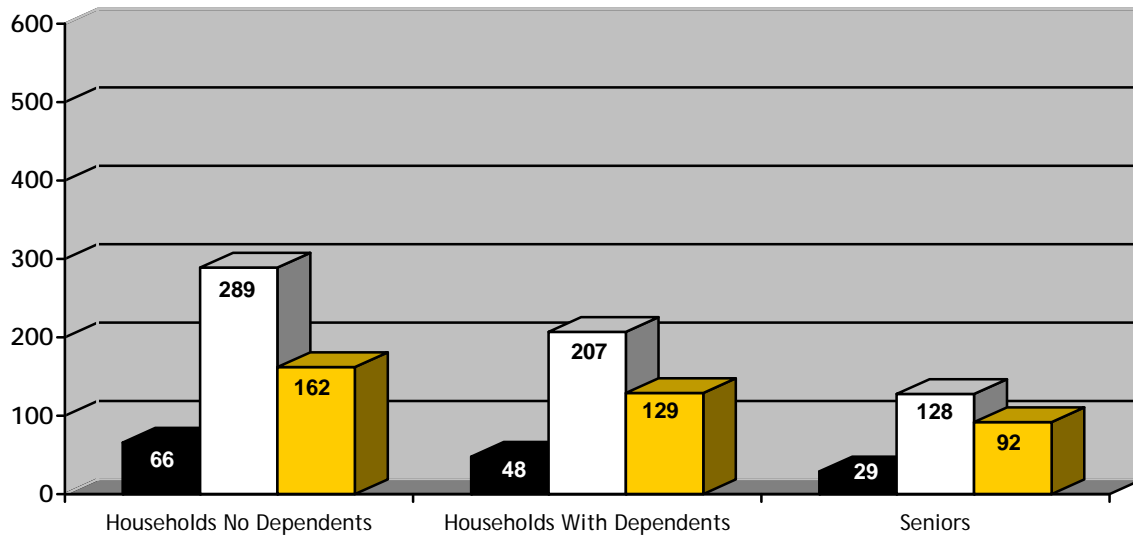
‘Active’ waiting list – on waiting list and ready to be housed

‘Inactive’ waiting list – on waiting list but cannot be housed for any number of reasons i.e. waiting for documents, haven’t heard from applicant, mail returned, no response to requests for confirmation of interest or housing offer withdrawn. Applications can be inactive for up to 24 months (five years for homeless applicants) before being cancelled.

**Note:** 765 total applications were received through the web for February 2011, compared to 924 received January 2011.

**SUMMARY OF ACTIVITIES**

Inactive Waiting List



■ Reactivated Applications □ Active Applications Inactivated ■ Inactive Applications Cancelled

Inactive Waiting List	HND	HWD	Senior	Total
Reactivated Applications	66	48	29	143
Active Applications Inactivated	289	207	128	624
Inactive Applications Cancelled	162	129	92	383
<b>Total Inactive Applications</b>	<b>5,092</b>	<b>3,285</b>	<b>2,139</b>	<b>10,516</b>
Total Waiting List	HND	HWD	Senior	Total
Total Waiting List as at February 28, 2011	31,833	24,372	21,270	77,475
Total Waiting List as at February 28, 2010	29,508	24,008	18,821	72,337

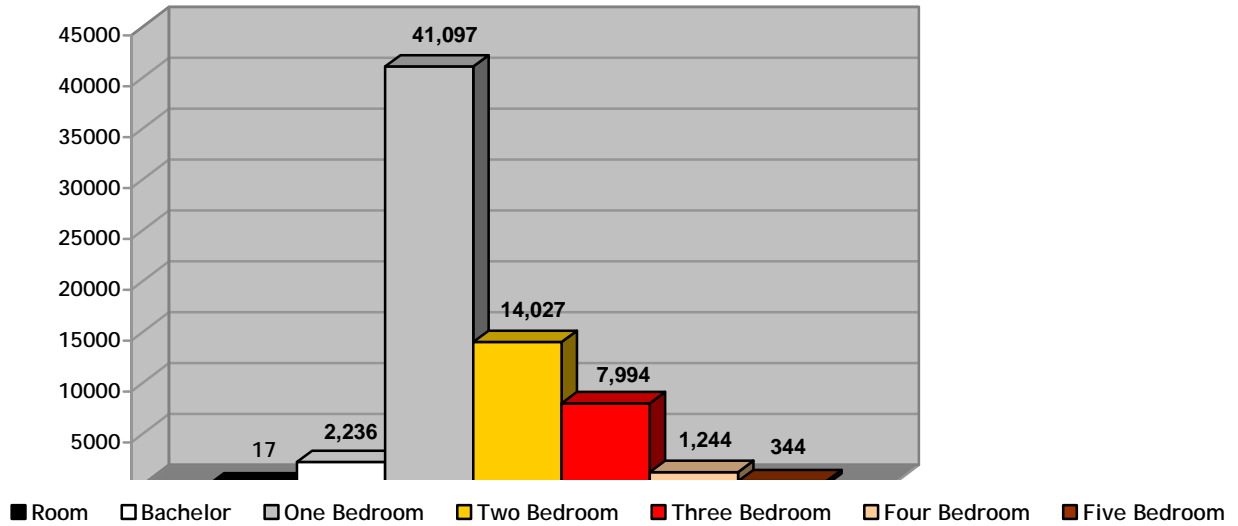
HND = Households with no dependents

HWD = Households with dependents

**'Inactive' waiting list** – on waiting list but cannot be housed for any number of reasons i.e. waiting for documents, haven't heard from applicant, mail returned, no response to requests for confirmation of interest or housing offer withdrawn. Applications can be inactive for up to 24 months (five years for homeless applicants) before being cancelled.

**SUMMARY OF THE ACTIVE WAITING LIST DEMAND BY UNIT TYPE**

Demand By Unit Type Totals



Unit Type*	HND	HWD	Senior	Total
Room	15	0	2	17
Bachelor	1,286	1	949	2,236
One Bedroom	22,906	429	17,762	41,097
Two Bedroom	2,152	11,488	387	14,027
Three Bedroom	213	7,773	8	7,994
Four Bedroom	22	1,222	0	1,244
Five Bedroom +	147	174	23	344
<b>Total</b>	<b>26,741</b>	<b>21,087</b>	<b>19,131</b>	<b>66,959</b>

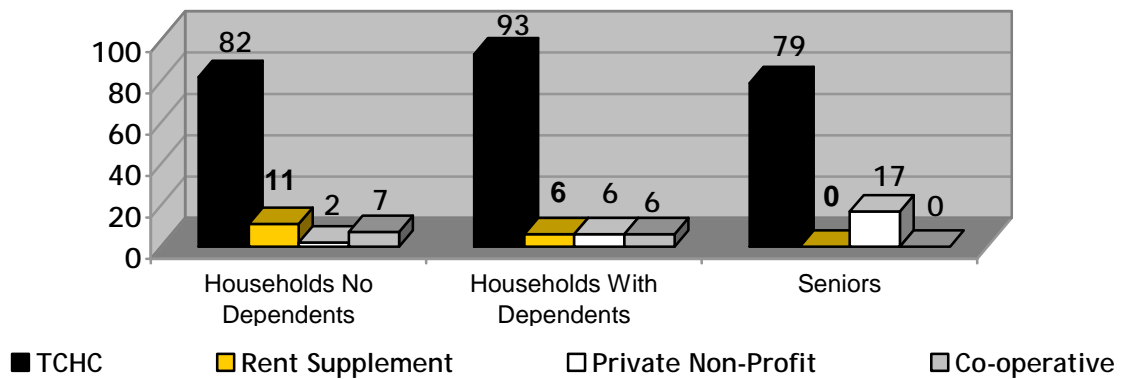
\*Unit Type indicated is the largest type selected by the applicant.

	Households no Dependents	Households With Dependents	Senior	Total
Households Requesting Wheelchair Access	220	89	161	470

HND = Households with no dependents

HWD = Households with dependents

**TOTAL HOUSED**



TCHC	Room	Bach	1B	2B	3B	4B	5B+	Total
HND	2	36	35	7	2	0	0	82
HWD	0	1	0	50	28	9	5	93
Seniors	0	68	10	1	0	0	0	79
<b>Total</b>	<b>2</b>	<b>105</b>	<b>45</b>	<b>58</b>	<b>30</b>	<b>9</b>	<b>5</b>	<b>254</b>
RENT SUPPLEMENT	Room	Bach	1B	2B	3B	4B	5B+	Total
HND	0	0	10	1	0	0	0	11
HWD	0	0	0	5	1	0	0	6
Seniors	0	0	0	0	0	0	0	0
<b>Total</b>	<b>0</b>	<b>0</b>	<b>10</b>	<b>6</b>	<b>1</b>	<b>0</b>	<b>0</b>	<b>17</b>
PNP	Room	Bach	1B	2B	3B	4B	5B+	Total
HND	0	1	1	0	0	0	0	2
HWD	0	0	0	6	0	0	0	6
Seniors	0	2	15	0	0	0	0	17
<b>Total</b>	<b>0</b>	<b>3</b>	<b>16</b>	<b>6</b>	<b>0</b>	<b>0</b>	<b>0</b>	<b>25</b>
CO-OP	Room	Bach	1B	2B	3B	4B	5B+	Total
HND	0	4	3	0	0	0	0	7
HWD	0	0	0	5	1	0	0	6
Seniors	0	0	0	0	0	0	0	0
<b>Total</b>	<b>0</b>	<b>4</b>	<b>3</b>	<b>5</b>	<b>1</b>	<b>0</b>	<b>0</b>	<b>13</b>

HND = Households with no dependents  
 HWD = Households with dependents

PNP = Private Non Profit

**TOTALS HOUSED IN PRIVATE NON PROFIT AND CO-OP PROVIDERS**

Providers	Room	Bach	1B	2B	3B	4B	5B +	Total
55 HOWARD PARK AVENUE CO-OPERATIVE HOMES INC				1				1
BROADVIEW HOUSING CO-OPERATIVE INC			1	1				2
CHURCH OF ATONEMENT ALDERWOOD SENIOR CITIZENS PROJECT			1					1
CITY PARK CO-OPERATIVE APARTMENTS INC		4						4
CLINTWOOD NON-PROFIT HOUSING CO-OPERATIVE					1			1
EMMANUEL LUTHERAN MANOR VICTORIA VILLAGE			1					1
GRACE COMMUNITIES CORPORATION SCARBOROUGH			1					1
JACK GOODLAD SENIOR CITIZEN RESIDENCES CORPORATION			1					1
KINGSWAY-LAMBTON HOMES FOR SENIORS INC			1					1
LOYOLA ARRUPPE CORPORATION		1	1					2
MAPLE LEAF DRIVE SENIORS NON-PROFIT RESIDENTIAL CORPORATION			2					2
MAURICE COULTER HOUSING CO-OPERATIVE				1				1
MOSHAV NOAM CO-OP			1					1
NORTHMINSTER RESIDENCES OF TORONTO				1				1
OWN HOUSING CO-OPERATIVE INC			1					1
PERFORMING ARTS LODGES OF CANADA			2					2
PROJECT ESPERANCE				1				1
REXDALE PRESBYTERIAN SENIOR CITIZENS CORPORATION			1					1
RICHVIEW BAPTIST FOUNDATION			1					1
ST. DEMETRIUS UKRAINIAN DEVELOPMENT CORPORATION			1					1
TAMIL CO-OPERATIVE HOMES INC				2				2
TERRA BELLA NON PROFIT HOUSING CORPORATION				1				1
TOBIAS HOUSE OF TORONTO-CARING IN THE SPIRIT OF ST. FRANCIS			1					1
VILLA LUSO NON PROFIT HOUSING CORPORATION		1						1
VINCENT PAUL FAMILY HOMES CORPORATION		1						1
WIGWAMEN INCORPORATED				1				1
YEE HONG CHINESE EVERGREEN NON-PROFIT HOMES CORP			2					2
ZAHAV CHARITABLE FOUNDATION				2				2
<b>TOTAL</b>	<b>0</b>	<b>7</b>	<b>19</b>	<b>11</b>	<b>1</b>	<b>0</b>	<b>0</b>	<b>38</b>

**SUMMARY OF VACANCY ACTIVITY**

Provider	As of February 1, 2011	New	Cancelled	Offered	Accepted	As of February 28, 2011
TCHC	681	254	60	689	253	620
RS	46	6	0	35	17	33
PNP	73	50	20	85	25	78
CO-OP	36	23	5	27	13	40
Totals	836	333	85	836	308	771

TCHC = Toronto Community Housing Corporation  
RS = Rent Supplement  
PNP = Private Non-Profit Housing Provider  
CO-OP = Co-operative Housing Provider  
Housing Provider = Landlord or Building Owner

**TOTAL NUMBER OF HOUSEHOLDS HOUSED WITH SPECIAL HOUSING REQUIREMENTS**

TCHC	SPHC	Terminally III	Over Housed	Homeless	Separated Family	Youth	Supportive Housing	Special Needs	Total
HND	20	6	0	21	0	0	1	9	57
HWD	41	0	0	19	0	0	1	3	64
Seniors	4	3	0	9	0	0	4	3	23
Total	65	9	0	49	0	0	6	15	144
RENT SUPPLEMENT	SPHC	Terminally III	Over Housed	Homeless	Separated Family	Youth	Supportive Housing	Special Needs	Total
HND	10	0	0	0	0	0	0	1	11
HWD	2	0	0	2	0	0	0	1	5
Seniors	0	0	0	0	0	0	0	0	0
Total	12	0	0	2	0	0	0	2	16
PNP/CO-OP	SPHC	Terminally III	Over Housed	Homeless	Separated Family	Youth	Supportive Housing	Special Needs	Total
HND	3	0	0	0	0	1	0	0	4
HWD	12	0	0	1	0	0	0	0	13
Seniors	2	0	1	2	0	0	0	1	6
Total	17	0	1	3	0	1	0	1	23
<b>Grand Total</b>	<b>94</b>	<b>9</b>	<b>1</b>	<b>54</b>	<b>0</b>	<b>1</b>	<b>6</b>	<b>18</b>	<b>183</b>

TCHC = Toronto Community Housing Corporation  
 RS = Rent Supplement  
 PNP = Private Non-Profit Provider  
 CO-OP = Co-operative Housing Provider

HND = Households with no dependents  
 HWD = Households with dependents  
 SPHC = Special Priority Housing Category