



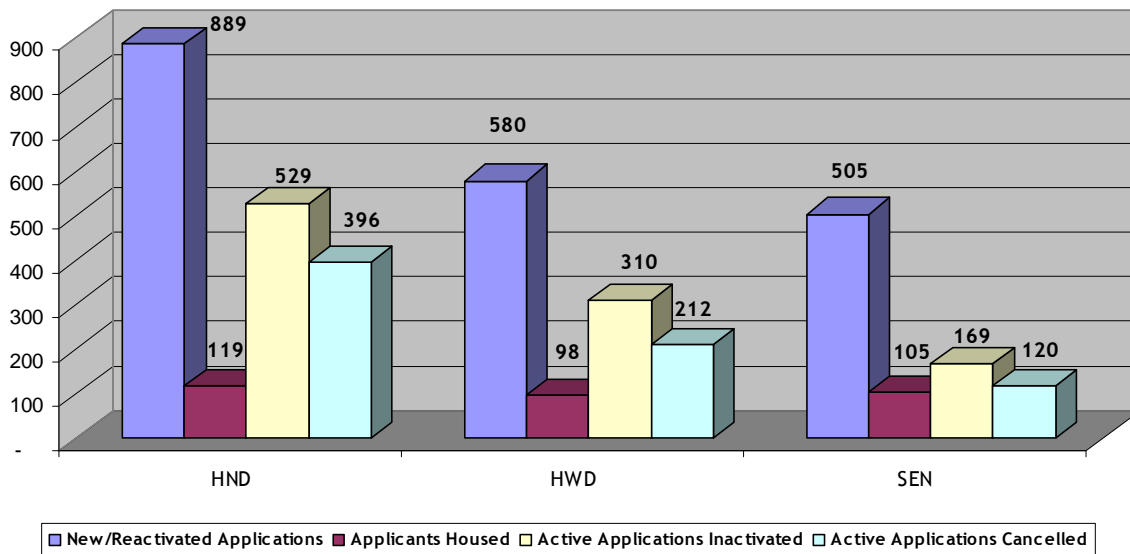
**Monthly
Statistical
Report**

AUGUST 2011

SUMMARY OF ACTIVITIES

Total number of people on Housing Connections centralized waiting list for social housing is 148,426 as of August 31, 2011, compared to 147,705 as at July 31, 2011. The rest of the numbers in this Statistical Report refer to household applications which may have several people on their application.

Active Waiting List



Active Waiting List	HND	HWD	SEN	Total
New/Reactivated Applications	889	580	505	1,974
Applicants Housed*	119	98	105	322
Active Applications Inactivated**	529	310	169	1,008
Active Applications Cancelled**	396	212	120	728
Active Applications	27,147	21,321	19,901	68,369

*This number includes households housed directly by providers.

**The number of applications 'inactivated' has increased while the number of applications 'cancelled' has decreased due to incomplete applications now being inactivated rather than cancelled.

HND = Households with no dependents

HWD = Households with dependents

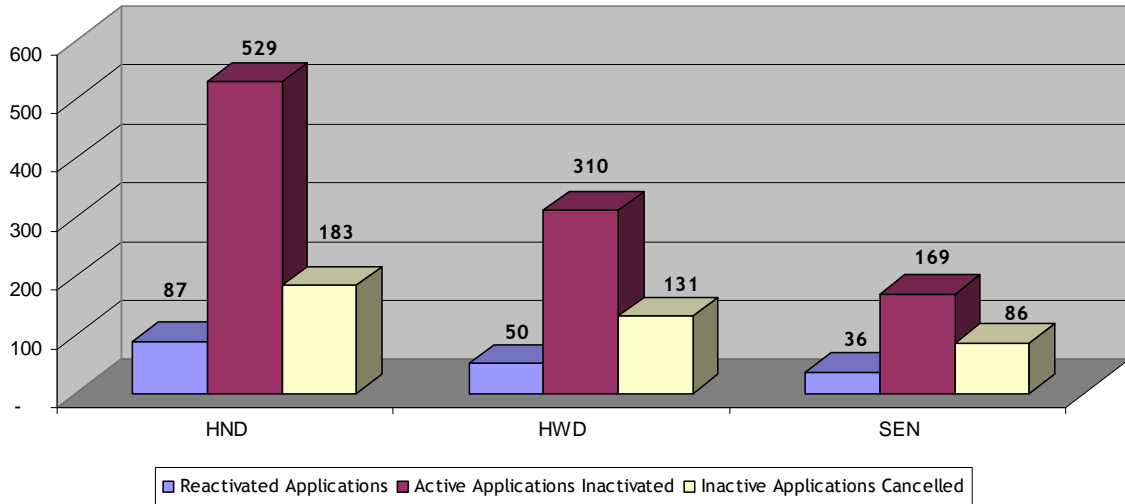
'Active' waiting list – on waiting list and ready to be housed

'Inactive' waiting list – on waiting list but cannot be housed for any number of reasons i.e. waiting for documents, haven't heard from applicant, mail returned, no response to requests for confirmation of interest or housing offer withdrawn. Applications can be inactive for up to 24 months (five years for homeless applicants) before being cancelled.

Note: 782 total applications were received through the web for August 2011, compared to 704 received July 2011.

SUMMARY OF ACTIVITIES

Inactive Waiting List



Inactive Waiting List	HND	HWD	SEN	Total
Reactivated Applications	87	50	36	173
Active Applications Inactivated	529	310	169	1,008
Inactive Applications Cancelled	183	131	86	400
Total Inactive Applications	5,780	3,524	2,305	11,609

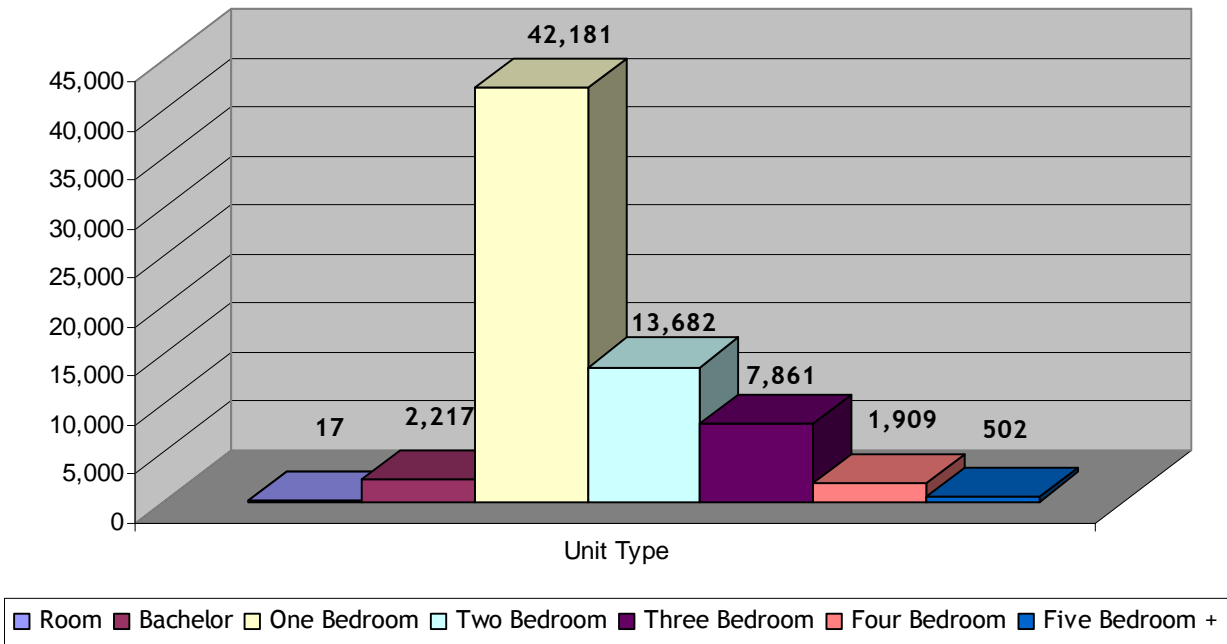
Total Waiting List	HND	HWD	SEN	Total
Total Waiting List as at August 31, 2011	32,927	24,845	22,206	79,978
Total Waiting List as at August 31, 2010	30,671	23,988	20,250	74,909

HND = Households with no dependents
 HWD = Households with dependents

'Inactive' waiting list – on waiting list but cannot be housed for any number of reasons i.e. waiting for documents, haven't heard from applicant, mail returned, no response to requests for confirmation of interest or housing offer withdrawn. Applications can be inactive for up to 24 months (five years for homeless applicants) before being cancelled.

SUMMARY OF THE ACTIVE WAITING LIST DEMAND BY UNIT TYPE

Demand By Unit Type Totals



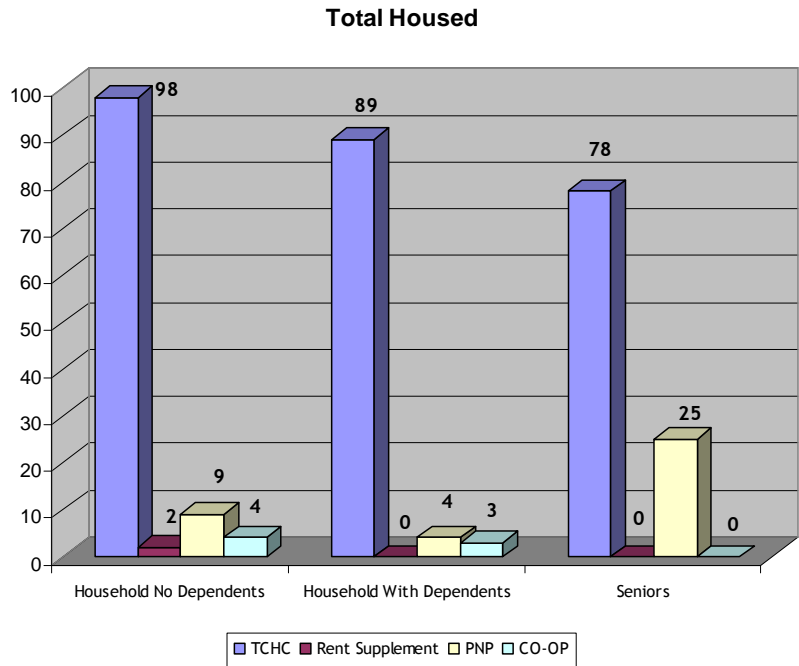
*Unit Type indicated is the largest type selected by the applicant.

Unit Type	HND	HWD	Senior	Total
Room	14	0	3	17
Bachelor	1,212	3	1,002	2,217
One Bedroom	23,213	539	18,429	42,181
Two Bedroom	2,374	10,852	456	13,682
Three Bedroom	288	7,563	10	7,861
Four Bedroom	33	1,875	1	1,909
Five Bedroom +	13	489	0	502
Total	27,147	21,321	19,901	68,369

	HND	HWD	Senior	Total
Households Requesting Wheelchair Access	228	94	171	493

HND = Households with no dependents
 HWD = Households with dependents

TOTAL HOUSED



TCHC	Room	Bach	1B	2B	3B	4B	5B+	Total
HND		2	48	31	12	3	1	98
HWD		0	0	0	53	28	7	89
Senior		1	52	24	1	0	0	78
Total		3	100	55	66	31	8	265

Rent Supplement	Room	Bach	1B	2B	3B	4B	5B+	Total
HND		0	0	2	0	0	0	2
HWD		0	0	0	0	0	0	0
Senior		0	0	0	0	0	0	0
Total		0	0	2	0	0	0	2

PNP	Room	Bach	1B	2B	3B	4B	5B+	Total
HND		0	0	7	2	0	0	9
HWD		0	0	0	3	1	0	4
Senior		0	1	23	1	0	0	25
Total		0	1	30	6	1	0	38

CO-OP	Room	Bach	1B	2B	3B	4B	5B+	Total
HND		0	0	4	0	0	0	4
HWD		0	0	0	2	1	0	3
Senior		0	0	0	0	0	0	0
Total		0	0	4	2	1	0	7

HND = Households with no dependents
 HWD = Households with dependents

PNP = Private Non Profit

TOTALS HOUSED IN PRIVATE NON PROFIT AND CO-OP PROVIDERS

Providers	Room	Bach	1B	2B	3B	4B	5B+	Total
ALDEBRAIN ATTENDANT CARE SERVICES			1					1
CANRISE NON-PROFIT HOUSING INC			3					3
CENTRAL KING SENIORS RESIDENCE			2					2
DOROTHY KLEIN SENIORS HOUSING INC			1					1
ERNESCLIFFE NON-PROFIT HOUSING CO-OPERATIVE INC			1					1
ESTONIAN RELIEF COMMITTEE NON-PROFIT RESIDENCES CORP				1				1
HELLENIC HOME FOR THE AGED INC			9					9
INTERFAITH HOMES CENTENARY CORPORATION			2	1				3
KEHILLA RESIDENTIAL PROGRAMME			1	1				2
KINGSWAY-LAMBTON HOMES FOR SENIORS INC.			2					2
LOYOLA ARRUPPE CORPORATION		1						1
MAPLE LEAF DRIVE SENIORS NON-PROFIT RESIDENTIAL CORPORATION			1					1
MAURICE COULTER HOUSING CO-OPERATIVE				1				1
NAKISKA CO-OPERATIVE HOMES INC.			1	1				2
NATIONAL COUNCIL OF JEWISH WOMEN			1					1
NISBET LODGE CORP			1					1
OWN HOUSING CO-OPERATIVE INC.			2					2
RICHVIEW BAPTIST FOUNDATION			1					1
RIVERDALE UNITED NON-PROFIT HOMES				1				1
ROBIN GARDNER VOCE NON-PROFIT HOMES					1			1
ST DEMETRIUS UKRAINIAN DEVELOPMENT CORPORATION			1					1
ST PAUL'S L'AMOREAUX CENTRE			1					1
THORNCLIFFE CHAPEL HOUSING CORPORATION			1					1
TOBIAS HOUSE OF TORONTO-CARING IN THE SPIRIT OF ST FRANCIS			1					1
VILLA LUSO NON PROFIT HOUSING CORPORATION			1					1
WIGWAMEN INCORPORATED				2				2
WOBURN VILLAGE CO-OP					1			1
TOTAL	0	1	34	8	2	0	0	45

SUMMARY OF VACANCY ACTIVITY

Provider	As of last month	New	Cancelled	Offered	Accepted	As of this month
TCHC	596	235	44	625	262	529
RS	13	13	2	10	2	22
PNP	71	42	15	98	38	60
CO-OP	39	15	9	15	7	38
Totals	719	305	70	748	309	649

TCHC = Toronto Community Housing Corporation

RS = Rent Supplement

PNP = Private Non-Profit Housing Provider

CO-OP = Co-operative Housing Provider

Housing Provider = Landlord or Building Owner

TOTAL NUMBER OF HOUSEHOLDS HOUSED WITH SPECIAL HOUSING REQUIREMENTS

TCHC	SPHC	Terminally Ill	Over Housed	Homeless	Separated Family	Youth	Supportive Housing	Special Needs	Total
HND	35	5	0	27	0	0	0	5	72
HWD	50	1	0	18	0	0	0	6	75
Senior	8	5	0	16	0	0	1	6	36
Total	93	11	0	61	0	0	1	17	183
Rent Supplement	SPHC	Terminally Ill	Over Housed	Homeless	Separated Family	Youth	Supportive Housing	Special Needs	Total
HND	1	0	0	0	0	0	0	0	1
HWD	0	0	0	0	0	0	0	0	0
Senior	0	0	0	0	0	0	0	0	0
Total	1	0	0	0	0	0	0	0	1
PNP/CO-OP	SPHC	Terminally Ill	Over Housed	Homeless	Separated Family	Youth	Supportive Housing	Special Needs	Total
HND	7	0	0	2	0	0	1	2	12
HWD	5	0	0	2	0	0	0	2	9
Senior	2	1	0	2	0	0	0	0	5
Total	14	1	0	6	0	0	1	4	26
Grand Total	108	12	0	67	0	0	2	21	210

RS = Rent Supplement
 PNP = Private Non-Profit Provider
 CO-OP = Co-operative Housing Provider

HND = Households with no dependents
 HWD = Households with dependents
 SPHC = Special Priority Housing Category