



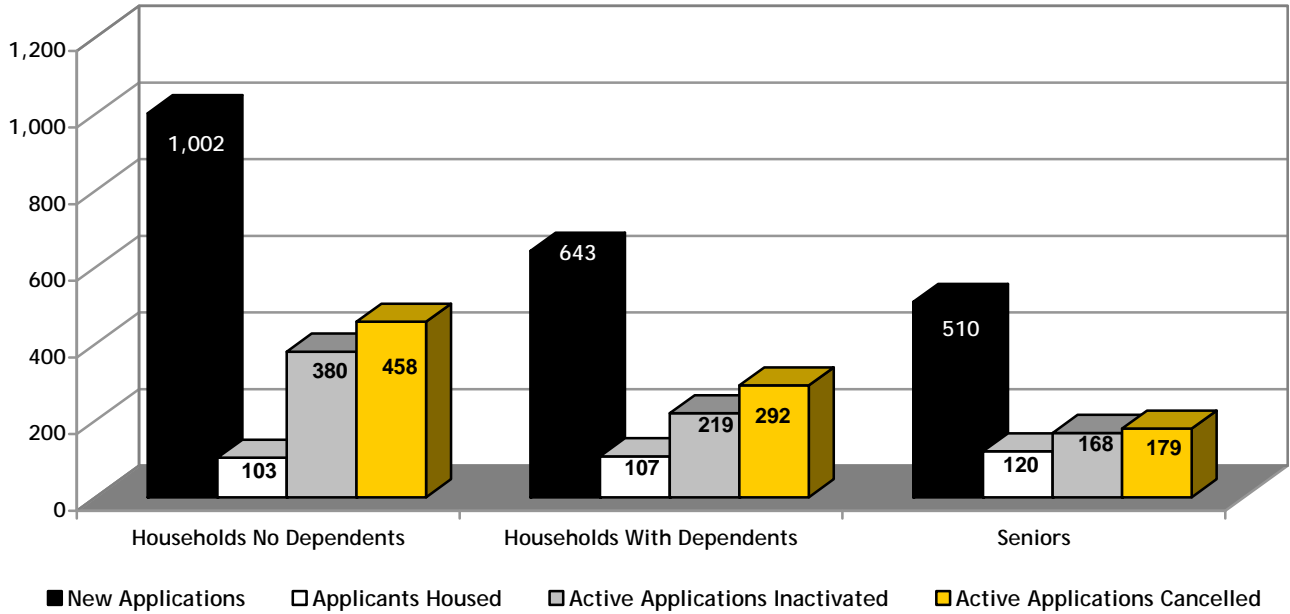
Monthly
Statistical
Report

NOVEMBER 2010

SUMMARY OF ACTIVITIES

Total number of people on Housing Connections centralized waiting list for social housing is 142,067 as of November 30, 2010, compared to 141,332 as at October 31, 2010. The rest of the numbers in this Statistical Report refer to household applications which may have several people on their application.

Active Waiting List



Active Waiting List	HND	HWD	Senior	Total
New/Reactivated Applications	1,002	643	510	2,155
Applicants Housed *	103	107	120	330
Active Applications Inactivated	380	219	168	767
Active Applications Cancelled	458	292	179	929
Total Active Applications	26,517	21,145	18,610	66,272

*This number includes households housed directly by providers.

HND – Households with no dependents
 HWD – Households with dependents

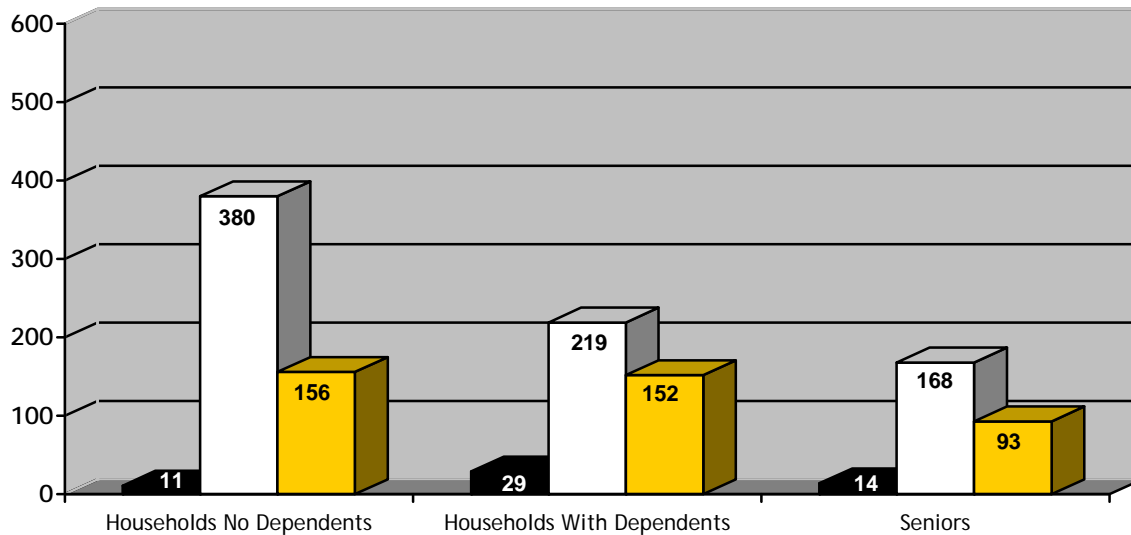
‘Active’ waiting list – on waiting list and ready to be housed

‘Inactive’ waiting list – on waiting list but cannot be housed for any number of reasons i.e. waiting for documents, haven’t heard from applicant, mail returned, no response to requests for confirmation of interest or housing offer withdrawn. Applications can be inactive for up to 24 months (five years for homeless applicants) before being cancelled.

Note: 812 total applications were received through the web for November 2010, compared to 796 received October 2010.

SUMMARY OF ACTIVITIES

Inactive Waiting List



■ Reactivated Applications □ Active Applications Inactivated ■ Inactive Applications Cancelled

Inactive Waiting List	HND	HWD	Senior	Total
Reactivated Applications	11	29	14	54
Active Applications Inactivated	380	219	168	767
Inactive Applications Cancelled	156	152	93	401
Total Inactive Applications	4,843	3,101	2,064	10,008
Total Waiting List	HND	HWD	Senior	Total
Total Waiting List as at November 30, 2010	31,360	24,246	20,674	76,280
Total Waiting List as at November 30, 2009	28,782	23,761	18,516	71,059

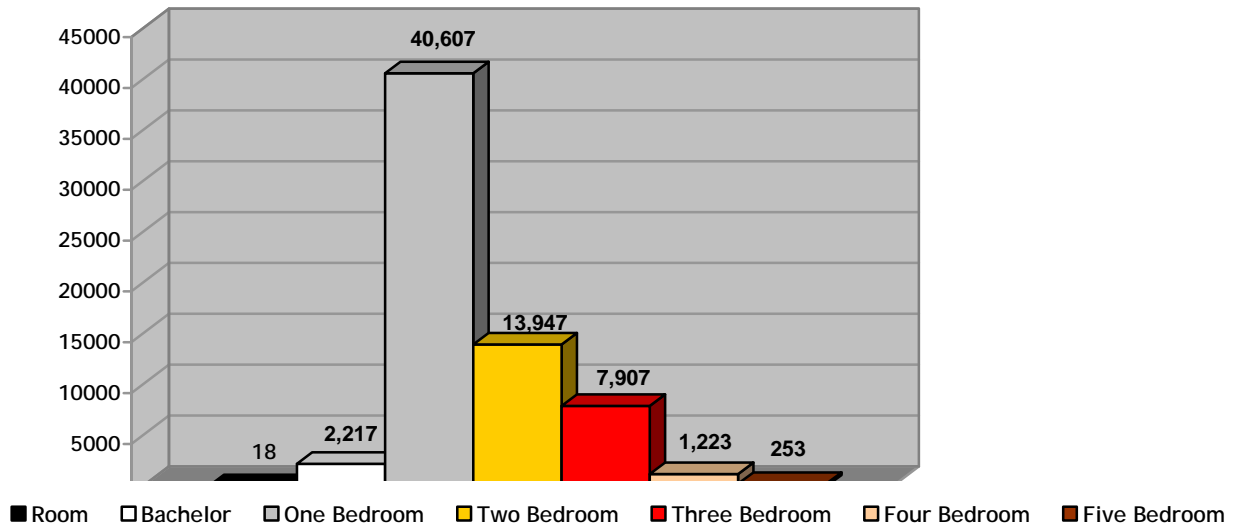
HND = Households with no dependents

HWD = Households with dependents

'Inactive' waiting list – on waiting list but cannot be housed for any number of reasons i.e. waiting for documents, haven't heard from applicant, mail returned, no response to requests for confirmation of interest or housing offer withdrawn. Applications can be inactive for up to 24 months (five years for homeless applicants) before being cancelled.

SUMMARY OF THE ACTIVE WAITING LIST DEMAND BY UNIT TYPE

Demand By Unit Type Totals



Unit Type*	HND	HWD	Senior	Total
Room	16	1	1	18
Bachelor	1,301	5	911	2,217
One Bedroom	22,730	613	17,264	40,607
Two Bedroom	2,064	11,499	384	13,947
Three Bedroom	246	7,636	25	7,907
Four Bedroom	18	1,200	5	1,223
Five Bedroom +	142	191	20	353
Total	26,517	21,145	18,610	66,272

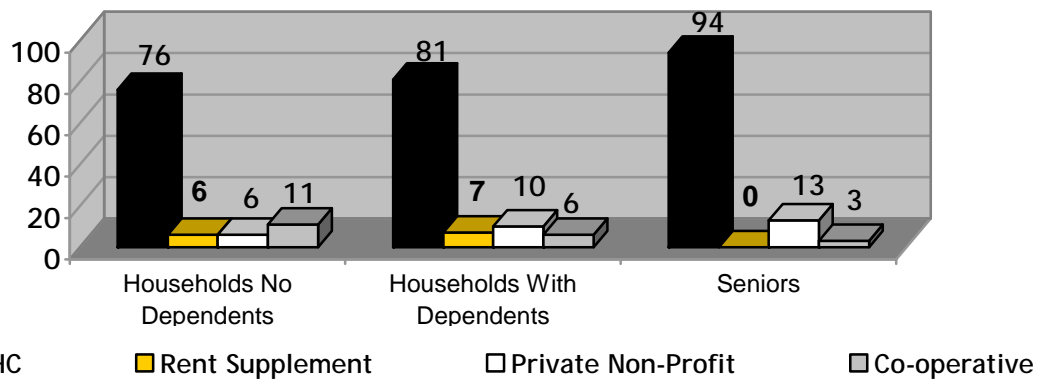
*Unit Type indicated is the largest type selected by the applicant.

	Households no Dependents	Households With Dependents	Senior	Total
Households Requesting Wheelchair Access	211	90	163	464

HND = Households with no dependents

HWD = Households with dependents

TOTAL HOUSED



TCHC	Room	Bach	1B	2B	3B	4B	5B+	Total
HND	0	36	27	12	1	0	0	76
HWD	0	3	3	44	28	1	2	81
Seniors	0	78	15	1	0	0	0	94
Total	0	117	45	57	29	1	2	251
RENT SUPPLEMENT	Room	Bach	1B	2B	3B	4B	5B+	Total
HND	0	0	6	0	0	0	0	6
HWD	0	0	0	7	0	0	0	7
Seniors	0	0	0	0	0	0	0	0
Total	0	0	6	7	0	0	0	13
PNP	Room	Bach	1B	2B	3B	4B	5B+	Total
HND	0	1	5	0	0	0	0	6
HWD	0	0	1	8	1	0	0	10
Seniors	0	2	10	1	0	0	0	13
Total	0	3	16	9	1	0	0	29
CO-OP	Room	Bach	1B	2B	3B	4B	5B+	Total
HND	0	8	2	1	0	0	0	11
HWD	0	0	0	4	2	0	0	6
Seniors	0	3	0	0	0	0	0	3
Total	0	11	2	5	2	0	0	20

HND = Households with no dependents
 HWD = Households with dependents

PNP = Private Non Profit

TOTALS HOUSED IN PRIVATE NON PROFIT AND CO-OP PROVIDERS

Providers	Room	Bach	1B	2B	3B	4B	5B+	Total
55 HOWARD PARK AVENUE CO-OPERATIVE HOMES INC		1		1				2
ASCOT CO-OP HOMES				1				1
ATKINSON HOUSING CO-OP			1	1				2
B'NAI BRITH CANADA			1					1
BELLO HORIZONTE NON-PROFIT HOMES CORP			1					1
BRIMMEL COURT CO-OPERATIVE					1			1
CENTRAL KING SENIORS RESIDENCE			1					1
CITY PARK CO-OPERATIVE APARTMENTS INC		9						9
ERNESCLIFFE NON-PROFIT HOUSING CO-OPERATIVE INC		1						1
ESTONIAN RELIEF COMMITTEE NON-PROFIT RESIDENCES CORP				1				1
GARDENVIEW CO-OPERATIVE HOMES				1				1
HUMBERVALE CHRISTIAN OUTREACH FOUNDATION INC			1					1
KEHILLA RESIDENTIAL PROGRAMME			1					1
LA PAZ CO-OPERATIVE HOMES INC				1	1	0	0	2
LIBERTY HOUSING CO-OPERATIVE INC			1					1
NEIGHBOURHOOD LINK			1					1
OPERATING ENGINEERS LOCAL 793 NON-PROFIT HOUSING CORP				1				1
PERFORMING ARTS LODGES OF CANADA			2					2
PROJECT ESPERANCE				2				2
ROBIN GARDNER VOCE NON-PROFIT HOMES					1			1
ST. DEMETRIUS UKRANIAN DEVELOPMENT CORPORATION		1						1
STS PETER AND PAUL UKRANIAN COMMUNITY HOMES			1					1
TAHANAN NON-PROFIT HOMES			1					1
TERRA BELLA NON PROFIT HOUSING CORPORATION				2				2
THE HOPE CENTRE – DANFORTH			1					1
TOBIAS HOUSE OF TORONTO – CARING IN THE SPIRIT OF ST. FRANCIS		2						2
VILLA LUSO NON PROFIT HOUSING CORPORATION			2					2
VINCENT PAUL FAMILY HOMES CORPORATION			1	2				3
WIGWAMEN INCORPORATED			1					1
WILMAR HEIGHTS UNITED CHURCH NON-PROFIT HOMES INC			1					1

Housing Connections

Providers	Room	Bach	1B	2B	3B	4B	5B+	Total
ZAHAV CHARITABLE FOUNDATION				1				1
TOTAL	0	14	18	14	3	0	0	49

SUMMARY OF VACANCY ACTIVITY

Provider	As of November 1, 2010	New	Cancelled	Offered	Accepted	As of November 30, 2010
TCHC	619	329	63	675	279	618
RS	29	10	1	46	13	22
PNP	56	64	23	129	29	67
CO-OP	40	35	9	36	20	46
Totals	744	438	96	886	341	753

TCHC = Toronto Community Housing Corporation
 RS = Rent Supplement
 PNP = Private Non-Profit Housing Provider
 CO-OP = Co-operative Housing Provider
 Housing Provider = Landlord or Building Owner

TOTAL NUMBER OF HOUSEHOLDS HOUSED WITH SPECIAL HOUSING REQUIREMENTS

TCHC	SPHC	Terminally III	Over Housed	Homeless	Separated Family	Youth	Supportive Housing	Special Needs	Total
HND	24	2	0	20	0	1	1	4	52
HWD	41	1	0	18	0	0	0	5	65
Seniors	4	2	0	14	0	0	1	6	27
Total	69	5	0	52	0	1	2	15	144
RENT SUPPLEMENT	SPHC	Terminally III	Over Housed	Homeless	Separated Family	Youth	Supportive Housing	Special Needs	Total
HND	3	1	0	0	0	0	0	0	4
HWD	1	0	0	0	0	0	0	1	2
Seniors	0	0	0	0	0	0	0	0	0
Total	4	1	0	0	0	0	0	1	6
PNP/CO-OP	SPHC	Terminally III	Over Housed	Homeless	Separated Family	Youth	Supportive Housing	Special Needs	Total
HND	10	0	0	0	0	0	0	3	13
HWD	12	0	1	2	0	0	0	1	16
Seniors	0	4	0	0	0	0	0	2	6
Total	22	4	1	2	0	0	0	6	35
Grand Total	95	10	1	54	0	1	2	22	185

TCHC = Toronto Community Housing Corporation
 RS = Rent Supplement
 PNP = Private Non-Profit Provider
 CO-OP = Co-operative Housing Provider

HND = Households with no dependents
 HWD = Households with dependents
 SPHC = Special Priority Housing Category