



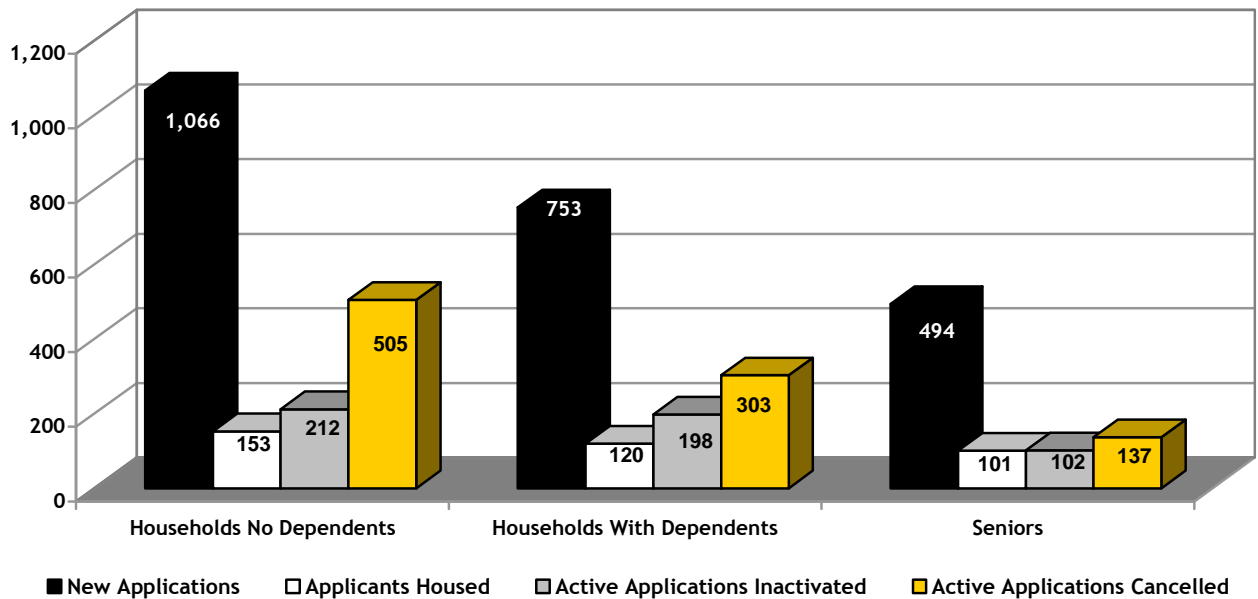
**Monthly
Statistical
Report**

MARCH 2010

SUMMARY OF ACTIVITIES

Total number of people on Housing Connections centralized waiting list for social housing is 136,461 as of March 31, 2010, compared to 135,584 as at February 28, 2010. The rest of the numbers in this Statistical Report refer to household applications which may have several people on their application.

Active Waiting List



Active Waiting List	HND	HWD	Senior	Total
New/Reactivated Applications	1,066	753	494	2,313
Applicants Housed *	153	120	101	374
Active Applications Inactivated	212	198	102	512
Active Applications Cancelled	505	303	137	945
Total Active Applications	24,368	20,376	16,755	61,499

*This number includes households housed directly by providers.

HND – Households with no dependents

HWD – Households with dependents

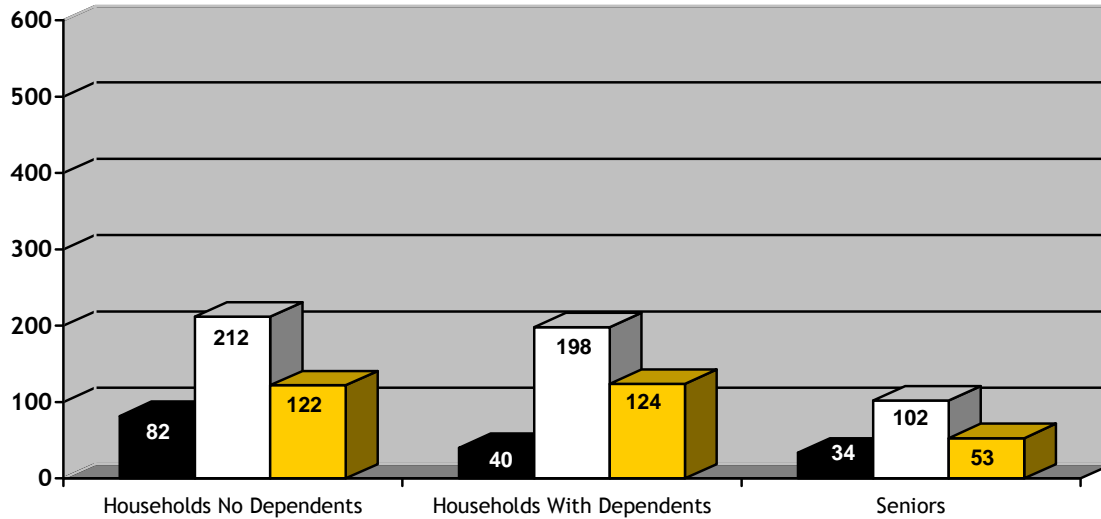
‘Active’ waiting list – on waiting list and ready to be housed

‘Inactive’ waiting list – on waiting list but cannot be housed for any number of reasons i.e. waiting for documents, haven’t heard from applicant, mail returned, no response to requests for confirmation of interest or housing offer withdrawn. Applications can be inactive for up to 24 months (five years for homeless applicants) before being cancelled.

Note: 919 total applications were received through the web for March 2010, compared to 794 received February 2010.

SUMMARY OF ACTIVITIES

Inactive Waiting List



■ Reactivated Applications □ Active Applications Inactivated ■ Inactive Applications Cancelled

Inactive Waiting List	HND	HWD	Senior	Total
Reactivated Applications	82	40	34	156
Active Applications Inactivated	212	198	102	512
Inactive Applications Cancelled	122	124	53	299
Total Inactive Applications	5,344	3,798	2,235	11,377
Total Waiting List	HND	HWD	Senior	Total
Total Waiting List as at March 31, 2010	29,712	24,174	18,990	72,876
Total Waiting List as at March 31, 2009	27,085	23,339	17,439	67,863

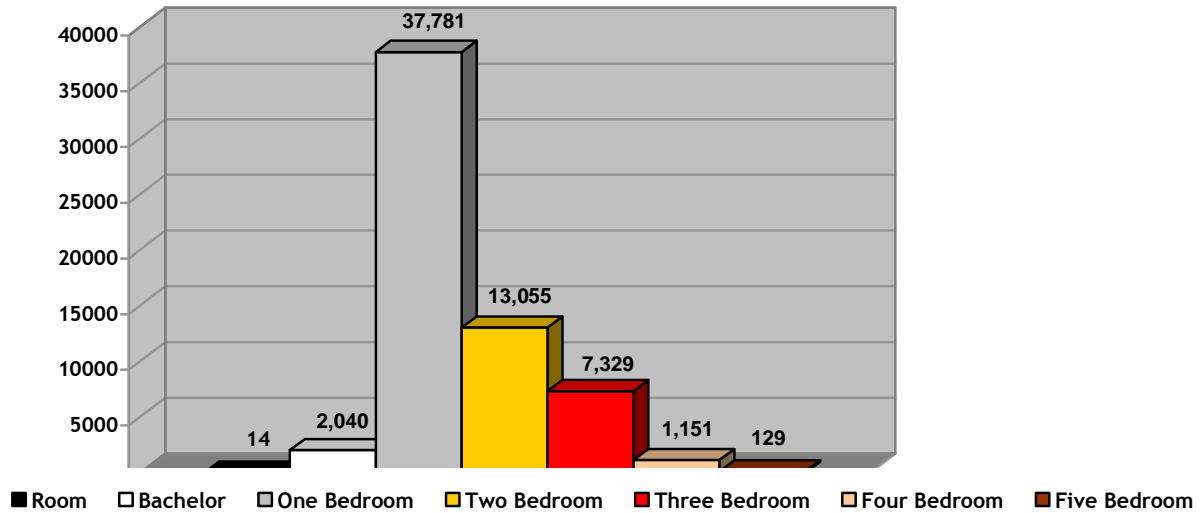
HND = Households with no dependents

HWD = Households with dependents

'Inactive' waiting list – on waiting list but cannot be housed for any number of reasons i.e. waiting for documents, haven't heard from applicant, mail returned, no response to requests for confirmation of interest or housing offer withdrawn. Applications can be inactive for up to 24 months (five years for homeless applicants) before being cancelled.

SUMMARY OF THE ACTIVE WAITING LIST DEMAND BY UNIT TYPE

Demand By Unit Type Totals



Unit Type*	HND	HWD	Senior	Total
Room	13	0	1	14
Bachelor	1,255	16	769	2,040
One Bedroom	21,170	1,096	15,515	37,781
Two Bedroom	1,609	11,044	402	13,055
Three Bedroom	281	6,989	59	7,329
Four Bedroom	36	1,106	9	1,151
Five Bedroom +	4	125	0	129
Total	24,368	20,376	16,755	61,499

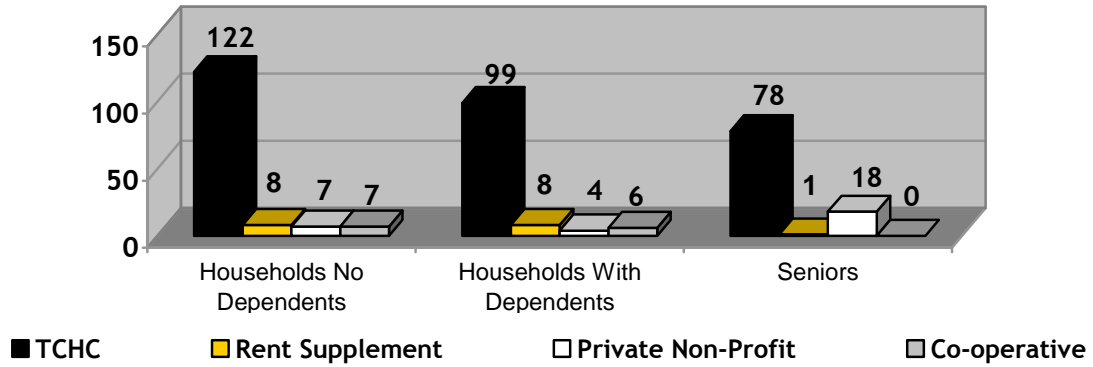
*Unit Type indicated is the largest type selected by the applicant.

	Households no Dependents	Households With Dependents	Senior	Total
Households Requesting Wheelchair Access	186	98	149	433

HND = Households with no dependents

HWD = Households with dependents

TOTAL HOUSED



TCHC	Room	Bach	1B	2B	3B	4B	5B+	Total
HND	4	73	32	11	2	0	0	122
HWD	0	2	1	60	28	6	2	99
Seniors	1	66	11	0	0	0	0	78
Total	5	141	44	71	30	6	2	299
RENT SUPPLEMENT	Room	Bach	1B	2B	3B	4B	5B+	Total
HND	0	0	7	1	0	0	0	8
HWD	0	0	0	3	5	0	0	8
Seniors	0	0	1	0	0	0	0	1
Total	0	0	8	4	5	0	0	17
PNP	Room	Bach	1B	2B	3B	4B	5B+	Total
HND	0	3	3	1	0	0	0	7
HWD	0	0	0	3	1	0	0	4
Seniors	0	1	16	1	0	0	0	18
Total	0	4	19	5	1	0	0	29
CO-OP	Room	Bach	1B	2B	3B	4B	5B+	Total
HND	0	0	6	0	1	0	0	7
HWD	0	0	0	3	1	1	1	6
Seniors	0	0	0	0	0	0	0	0
Total	0	0	6	3	2	1	1	13

HND = Households with no dependents
 HWD = Households with dependents

PNP = Private Non Profit

TOTALS HOUSED IN PRIVATE NON PROFIT AND CO-OP PROVIDERS

Providers	Room	Bach	1B	2B	3B	4B	5B+	Total
AHMADIYYA ABODE OF PEACE INC				1				1
ALL SAINTS CHURCH HOMES FOR TOMORROW SOCIETY		2						2
ATAHUALPA CO-OPERATIVE HOMES 1987 INC			1					1
ATKINSON HOUSING CO-OP					1		1	2
BLUE DANUBE HOUSING DEVELOPMENT ONT INC			1					1
B'NAI BRITH CANADA			2					2
BRIMELL COURT CO-OPERATIVE					1			1
CANRISE NON-PROFIT HOUSING INC			1	1				2
CENTRAL KING SENIORS RESIDENCE			1					1
CITY PARK CO-OPERATIVE APARTMENTS INC			1					1
DOROTHY KLEIN SENIORS HOUSING INC			2					2
HARBOUR CHANNEL HOUSING CO-OP INC			2					2
JACK GOODLAD SENIOR CITIZEN RESIDENCES CORPORATION			1					1
JENNY GREEN CO-OPERATIVE HOMES INC				1				1
MASARYKTOWN NON-PROFIT RESIDENCES INC				1				1
MAURICE COULTER HOUSING CO-OPERATIVE						1		1
NAKISKA CO-OPERATIVE HOMES INC			1	1				2
NEIGHBOURHOOD LINK			1	1				2
OPERATING ENGINEERS LOCAL 793 NON-PROFIT HOUSING			1					1
PERFORMING ARTS LODGES OF CANADA			1					1
RAKOCZI VILLA NON PROFIT HOUSING CORP			2					2
ST. LAWRENCE NEIGHBOURHOOD SENIORS NON PROFIT HOUSING			1	1				2
ST. PAUL'S L'AMOREAUX CENTRE3		1						1
STS PETER AND PAUL UKRANIAN COMMUNITY HOMES			3					3
TOBIAS HOUSE OF TORONTO-CARING IN THE SPIRIT OF ST. FRANCIS		1	1					2
UJAMAA HOUSING CO-OP				1				1
VILLA LUSO NON PROFIT HOUSING CORPORATION			1					1
WILLMAR EIGHT HOUSING CO-OP			1					1
YEE HONG CHINESE EVERGREEN NON-PROFIT HOMES CORP					1			1
TOTAL	0	4	25	8	3	1	1	42

SUMMARY OF VACANCY ACTIVITY

Provider	As of March 1, 2010	New	Cancelled	Offered	Accepted	As of March 31, 2010
TCHC	534	420	70	798	337	559
RS	29	12	2	36	17	22
PNP	65	50	19	89	29	67
CO-OP	36	17	7	29	13	33
Totals	664	499	98	952	396	681

TCHC = Toronto Community Housing Corporation
RS = Rent Supplement
PNP = Private Non-Profit Housing Provider
CO-OP = Co-operative Housing Provider
Housing Provider = Landlord or Building Owner

TOTAL NUMBER OF HOUSEHOLDS HOUSED WITH SPECIAL HOUSING REQUIREMENTS

TCHC	SPHC	Terminally Ill	Over Housed	Homeless	Separated Family	Youth	Supportive Housing	Special Needs	Total
HND	27	7	0	36	0	1	1	15	87
HWD	57	1	0	8	1	1	0	7	75
Seniors	5	0	0	11	0	0	1	6	23
Total	89	8	0	55	1	2	2	28	185
RENT SUPPLEMENT	SPHC	Terminally Ill	Over Housed	Homeless	Separated Family	Youth	Supportive Housing	Special Needs	Total
HND	7	0	0	1	0	0	0	0	8
HWD	3	1	0	1	0	0	1	1	7
Seniors	0	0	0	0	0	0	0	0	0
Total	10	1	0	2	0	0	1	1	15
PNP/CO-OP	SPHC	Terminally Ill	Over Housed	Homeless	Separated Family	Youth	Supportive Housing	Special Needs	Total
HND	7	0	0	1	0	0	0	0	8
HWD	7	0	0	0	0	0	0	1	8
Seniors	2	5	0	2	0	0	3	3	15
Total	16	5	0	3	0	0	3	4	31
Grand Total	115	14	0	60	1	2	6	33	231

TCHC = Toronto Community Housing Corporation
 RS = Rent Supplement
 PNP = Private Non-Profit Provider
 CO-OP = Co-operative Housing Provider

HND = Households with no dependents
 HWD = Households with dependents
 SPHC = Special Priority Housing Category