



Monthly  
Statistical  
Report

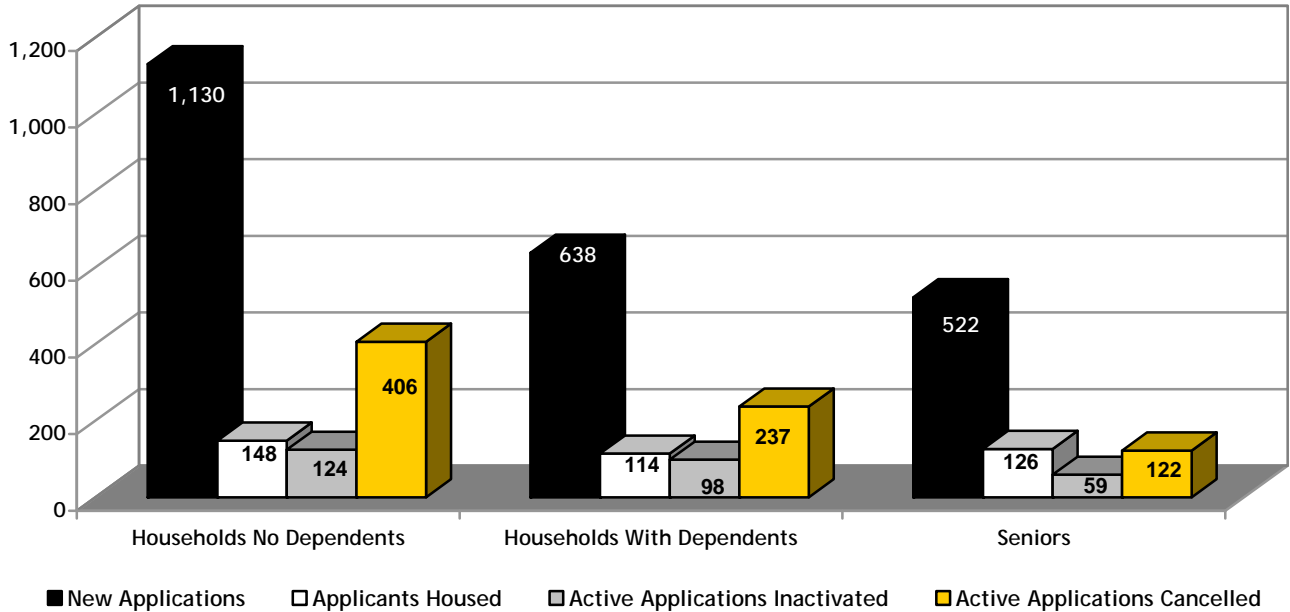
---

**JUNE 2010**

**SUMMARY OF ACTIVITIES**

Total number of people on Housing Connections centralized waiting list for social housing is 138,075 as of June 30, 2010, compared to 137,327 as at May 31, 2010. The rest of the numbers in this Statistical Report refer to household applications which may have several people on their application.

Active Waiting List



Active Waiting List	HND	HWD	Senior	Total
New/Reactivated Applications	1,130	638	522	2,290
Applicants Housed *	148	114	126	388
Active Applications Inactivated	124	98	59	281
Active Applications Cancelled	406	237	122	765
<b>Total Active Applications</b>	<b>25,266</b>	<b>20,245</b>	<b>17,668</b>	<b>63,179</b>

\*This number includes households housed directly by providers.

HND – Households with no dependents  
 HWD – Households with dependents

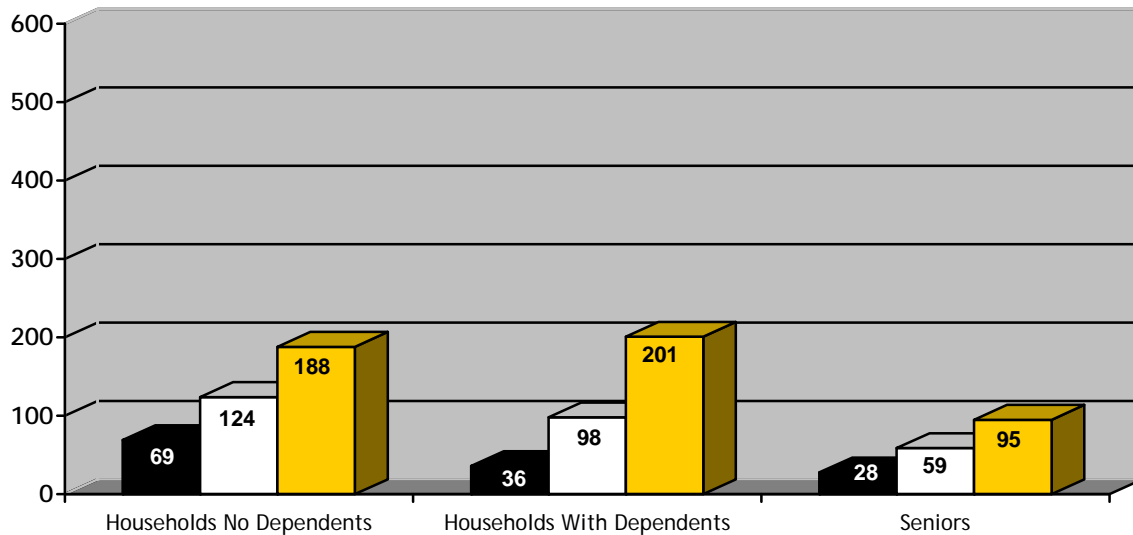
‘Active’ waiting list – on waiting list and ready to be housed

‘Inactive’ waiting list – on waiting list but cannot be housed for any number of reasons i.e. waiting for documents, haven’t heard from applicant, mail returned, no response to requests for confirmation of interest or housing offer withdrawn. Applications can be inactive for up to 24 months (five years for homeless applicants) before being cancelled.

Note: 834 total applications were received through the web for June 2010, compared to 864 received May 2010.

**SUMMARY OF ACTIVITIES**

Inactive Waiting List



■ Reactivated Applications □ Active Applications Inactivated ■ Inactive Applications Cancelled

Inactive Waiting List	HND	HWD	Senior	Total
Reactivated Applications	69	36	28	133
Active Applications Inactivated	124	98	59	281
Inactive Applications Cancelled	188	201	95	484
Total Inactive Applications	5,056	3,529	2,156	10,741
Total Waiting List	HND	HWD	Senior	Total
Total Waiting List as at June30, 2010	30,322	23,775	19,824	73,920
Total Waiting List as at June 30, 2009	27,750	23,591	17,875	69,216

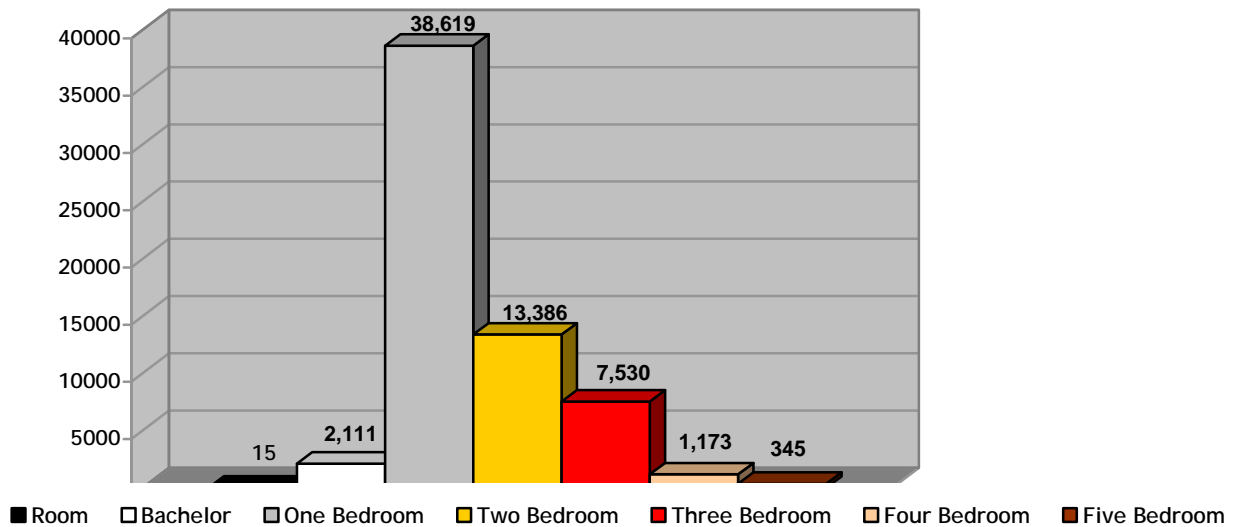
HND = Households with no dependents

HWD = Households with dependents

**'Inactive' waiting list** – on waiting list but cannot be housed for any number of reasons i.e. waiting for documents, haven't heard from applicant, mail returned, no response to requests for confirmation of interest or housing offer withdrawn. Applications can be inactive for up to 24 months (five years for homeless applicants) before being cancelled.

**SUMMARY OF THE ACTIVE WAITING LIST DEMAND BY UNIT TYPE**

Demand By Unit Type Totals



Unit Type*	HND	HWD	Senior	Total
Room	14	0	1	15
Bachelor	1,262	4	845	2,111
One Bedroom	21,722	482	16,415	38,619
Two Bedroom	1,897	11,119	370	13,386
Three Bedroom	198	7,315	17	7,530
Four Bedroom	20	1,152	1	1,173
Five Bedroom +	153	173	19	345
<b>Total</b>	<b>25,266</b>	<b>20,245</b>	<b>17,668</b>	<b>63,179</b>

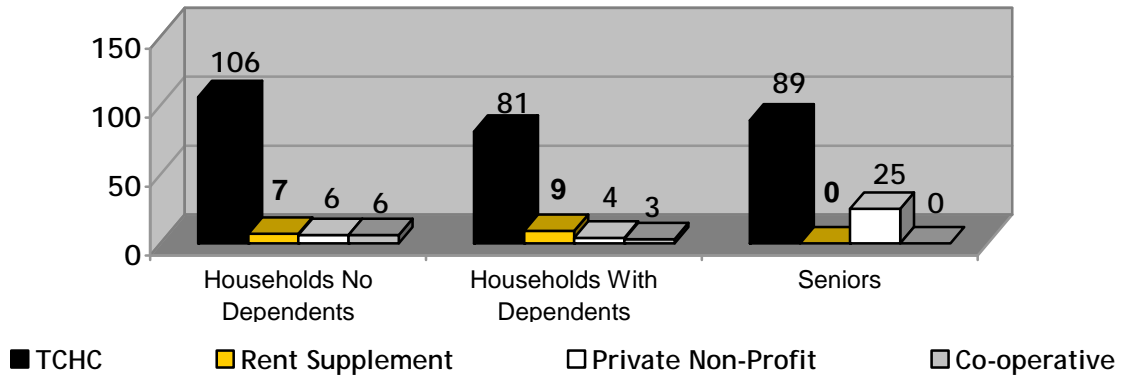
\*Unit Type indicated is the largest type selected by the applicant.

	Households no Dependents	Households With Dependents	Senior	Total
Households Requesting Wheelchair Access	179	82	161	422

HND = Households with no dependents

HWD = Households with dependents

**TOTAL HOUSED**



TCHC	Room	Bach	1B	2B	3B	4B	5B+	Total
HND	1	69	47	10	0	0	0	127
HWD	0	1	3	49	36	3	3	95
Seniors	0	69	37	0	0	0	0	106
<b>Total</b>	<b>1</b>	<b>139</b>	<b>87</b>	<b>59</b>	<b>36</b>	<b>3</b>	<b>3</b>	<b>328</b>
RENT SUPPLEMENT	Room	Bach	1B	2B	3B	4B	5B+	Total
HND	0	0	3	0	0	0	0	3
HWD	0	0	0	3	0	0	0	3
Seniors	0	0	0	0	0	0	0	0
<b>Total</b>	<b>0</b>	<b>0</b>	<b>3</b>	<b>3</b>	<b>0</b>	<b>0</b>	<b>0</b>	<b>6</b>
PNP	Room	Bach	1B	2B	3B	4B	5B+	Total
HND	0	1	8	0	0	0	0	9
HWD	0	0	0	5	1	0	0	6
Seniors	0	2	13	1	0	0	0	16
<b>Total</b>	<b>0</b>	<b>3</b>	<b>21</b>	<b>6</b>	<b>1</b>	<b>0</b>	<b>0</b>	<b>31</b>
CO-OP	Room	Bach	1B	2B	3B	4B	5B+	Total
HND	0	0	2	1	0	0	0	3
HWD	0	0	0	3	0	0	0	3
Seniors	0	0	0	0	0	0	0	0
<b>Total</b>	<b>0</b>	<b>0</b>	<b>2</b>	<b>4</b>	<b>0</b>	<b>0</b>	<b>0</b>	<b>6</b>

HND = Households with no dependents  
 HWD = Households with dependents

PNP = Private Non Profit

**TOTALS HOUSED IN PRIVATE NON PROFIT AND CO-OP PROVIDERS**

Providers	Room	Bach	1B	2B	3B	4B	5B+	Total
B'NAI BRITH CANADA	0	0	1	0	0	0	0	1
BARSA KELLY CARI-CAN CO-OPERATIVE HOMES INC	0	0	2	0	0	0	0	2
BLUE DANUBE HOUSING DEVELOPMENT ONT INC	0	0	1	1	0	0	0	2
CENTRAL KING SENIORS RESIDENCE	0	0	2	0	0	0	0	2
FIRST ERDELYI HOUSE	0	1	0	0	0	0	0	1
GARDENVIEW CO-OPERATIVE HOMES	0	0	0	2	0	0	0	2
HUMBERVALE CHRISTIAN OUTREACH FOUNDATION INC	0	1	0	0	0	0	0	1
INTERFAITH HOMES CENTENARY CORPORATION	0	0	2	0	0	0	0	2
JACK GOODLAD SENIOR CITIZEN RESIDENCES CORPORATION	0	0	0	1	0	0	0	1
KEHILLA RESIDENTIAL PROGRAMME	0	0	2	1	0	0	0	3
LAS FLORES NON-PROFIT	0	0	2	0	0	0	0	2
MAPLE LEAF DRIVE SENIORS NON-PROFIT RESIDENTIAL CORPORATION	0	0	1	0	0	0	0	1
NAKISKA CO-OPERATIVE HOMES INC.	0	0	0	1	0	0	0	1
NORTHMINSTER RESIDENCES OF TORONTO	0	0	0	1	1	0	0	2
ORCHARD GROVE HOUSING CO-OPERATIVE INC	0	0	0	1	0	0	0	1
PERFORMING ARTS LODGES OF CANADA	0	0	2	0	0	0	0	2
PROJECT ESPERANCE	0	0	0	1	0	0	0	1
ROBIN GARDNER VOCE NON-PROFIT HOMES	0	0	1	0	0	0	0	1
ST. DAVID'S VILLAGE CORPORATION	0	1	0	0	0	0	0	1
STS PETER AND PAUL UKRANIAN COMMUNITY HOMES	0	0	1	0	0	0	0	1
THE ST. HILDA'S TOWERS INC	0	0	1	0	0	0	0	1
THE ST. MARGARET'S TOWERS INC	0	0	1	0	0	0	0	1
THORNCLIFFE CHAPEL HOUSING CORPORATION	0	0	2	0	0	0	0	2
VILLA OTTHON NON PROFIT CORPORATION	0	0	1	1	0	0	0	2
VINCENT PAUL FAMILY HOMES CORPORATION	0	0	1	0	0	0	0	1
<b>TOTAL</b>	<b>0</b>	<b>3</b>	<b>23</b>	<b>10</b>	<b>1</b>	<b>0</b>	<b>0</b>	<b>37</b>

**SUMMARY OF VACANCY ACTIVITY**

Provider	As of June 1, 2010	New	Cancelled	Offered	Accepted	As of June 30, 2010
TCHC	577	331	63	675	330	522
RS	47	12	0	25	6	51
PNP	71	51	21	100	31	70
CO-OP	34	20	6	16	6	43
Totals	729	414	90	816	373	686

TCHC = Toronto Community Housing Corporation  
RS = Rent Supplement  
PNP = Private Non-Profit Housing Provider  
CO-OP = Co-operative Housing Provider  
Housing Provider = Landlord or Building Owner

**TOTAL NUMBER OF HOUSEHOLDS HOUSED WITH SPECIAL HOUSING REQUIREMENTS**

TCHC	SPHC	Terminally III	Over Housed	Homeless	Separated Family	Youth	Supportive Housing	Special Needs	Total
HND	37	3	0	36	0	1	1	10	88
HWD	61	1	0	29	0	0	1	4	96
Seniors	7	4	0	14	0	0	1	10	36
Total	105	8	0	79	0	1	3	24	220
RENT SUPPLEMENT	SPHC	Terminally III	Over Housed	Homeless	Separated Family	Youth	Supportive Housing	Special Needs	Total
HND	2	0	0	1	0	0	0	1	4
HWD	2	0	0	0	0	0	0	0	2
Seniors	0	0	0	0	0	0	0	0	0
Total	4	0	0	1	0	0	0	1	6
PNP/CO-OP	SPHC	Terminally III	Over Housed	Homeless	Separated Family	Youth	Supportive Housing	Special Needs	Total
HND	7	1	0	0	0	0	0	2	10
HWD	7	0	0	0	0	0	0	0	7
Seniors	2	1	0	1	0	0	0	1	5
Total	16	2	0	1	0	0	0	3	22
<b>Grand Total</b>	<b>125</b>	<b>10</b>	<b>0</b>	<b>81</b>	<b>0</b>	<b>1</b>	<b>3</b>	<b>28</b>	<b>248</b>

TCHC = Toronto Community Housing Corporation  
 RS = Rent Supplement  
 PNP = Private Non-Profit Provider  
 CO-OP = Co-operative Housing Provider

HND = Households with no dependents  
 HWD = Households with dependents  
 SPHC = Special Priority Housing Category