



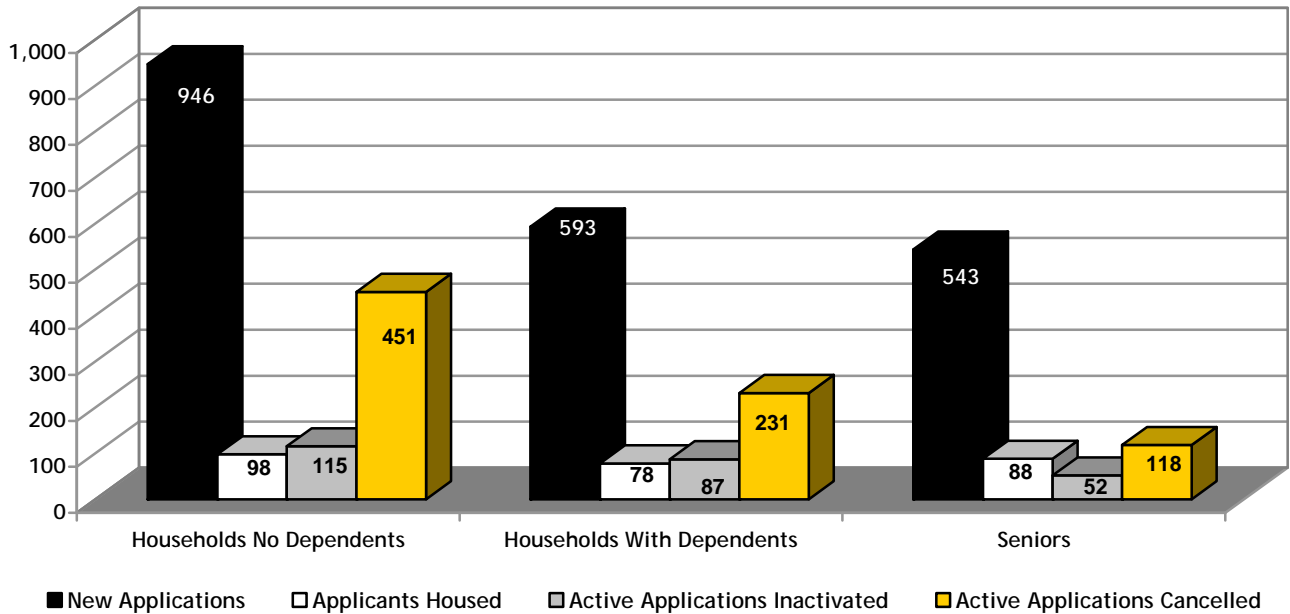
Monthly
Statistical
Report

JULY 2010

SUMMARY OF ACTIVITIES

Total number of people on Housing Connections centralized waiting list for social housing is 138,657 as of July 31, 2010, compared to 138,075 as at June 30, 2010. The rest of the numbers in this Statistical Report refer to household applications which may have several people on their application.

Active Waiting List



Active Waiting List	HND	HWD	Senior	Total
New/Reactivated Applications	946	593	543	2,082
Applicants Housed *	98	78	88	264
Active Applications Inactivated	115	87	52	254
Active Applications Cancelled	451	231	118	800
Total Active Applications	25,548	20,442	17,953	63,943

*This number includes households housed directly by providers.

HND – Households with no dependents
 HWD – Households with dependents

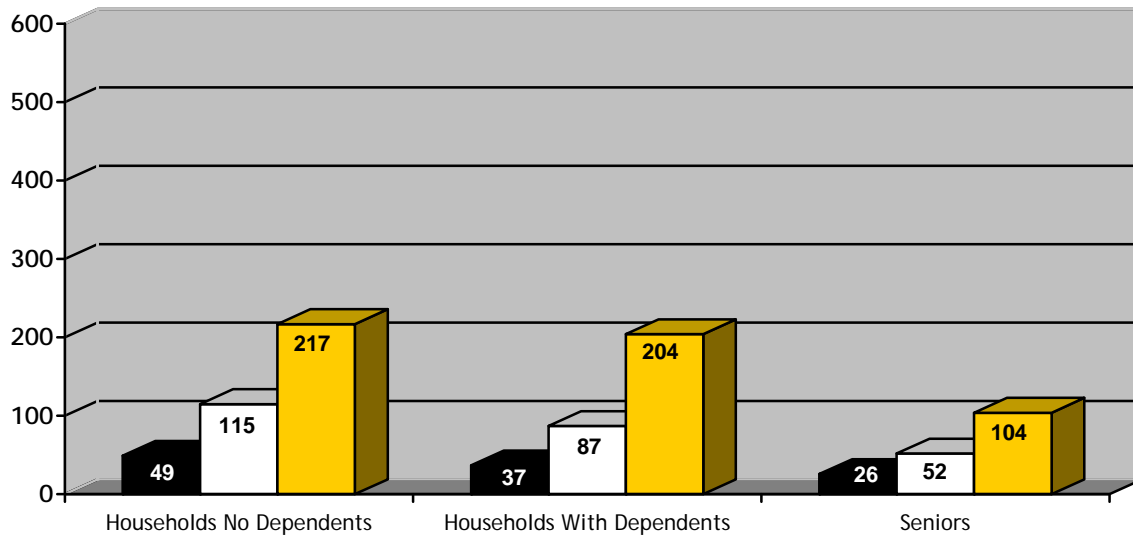
‘Active’ waiting list – on waiting list and ready to be housed

‘Inactive’ waiting list – on waiting list but cannot be housed for any number of reasons i.e. waiting for documents, haven’t heard from applicant, mail returned, no response to requests for confirmation of interest or housing offer withdrawn. Applications can be inactive for up to 24 months (five years for homeless applicants) before being cancelled.

Note: 858 total applications were received through the web for July 2010, compared to 834 received June 2010.

SUMMARY OF ACTIVITIES

Inactive Waiting List



■ Reactivated Applications □ Active Applications Inactivated ■ Inactive Applications Cancelled

Inactive Waiting List	HND	HWD	Senior	Total
Reactivated Applications	49	37	26	112
Active Applications Inactivated	115	87	52	254
Inactive Applications Cancelled	217	204	104	525
Total Inactive Applications	4,905	3,375	2,078	10,358
Total Waiting List	HND	HWD	Senior	Total
Total Waiting List as at July 31, 2010	30,453	23,817	20,031	74,301
Total Waiting List as at July 31, 2009	28,080	23,740	18,154	69,974

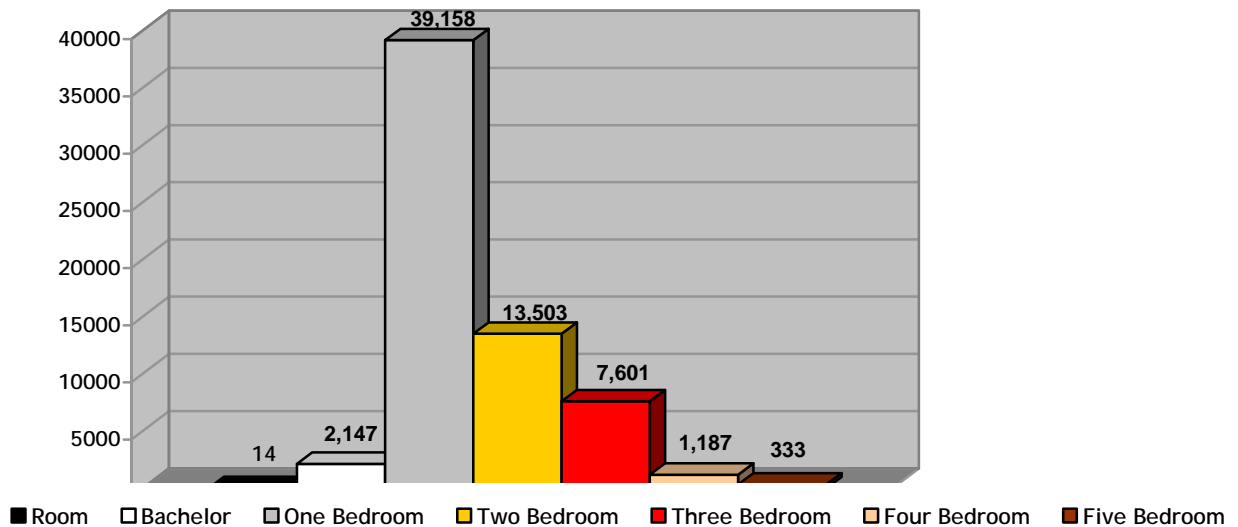
HND = Households with no dependents

HWD = Households with dependents

'Inactive' waiting list – on waiting list but cannot be housed for any number of reasons i.e. waiting for documents, haven't heard from applicant, mail returned, no response to requests for confirmation of interest or housing offer withdrawn. Applications can be inactive for up to 24 months (five years for homeless applicants) before being cancelled.

SUMMARY OF THE ACTIVE WAITING LIST DEMAND BY UNIT TYPE

Demand By Unit Type Totals



Unit Type*	HND	HWD	Senior	Total
Room	13	0	1	14
Bachelor	1,283	4	860	2,147
One Bedroom	21,964	513	16,681	39,158
Two Bedroom	1,927	11,204	372	13,503
Three Bedroom	192	7,389	20	7,601
Four Bedroom	22	1,161	4	1,187
Five Bedroom +	147	171	15	333
Total	25,548	20,442	17,953	63,943

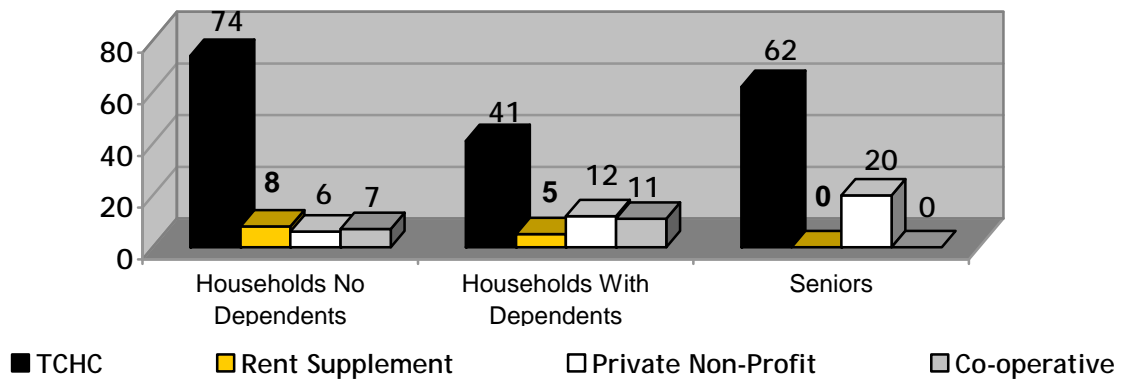
*Unit Type indicated is the largest type selected by the applicant.

	Households no Dependents	Households With Dependents	Senior	Total
Households Requesting Wheelchair Access	187	85	165	437

HND = Households with no dependents

HWD = Households with dependents

TOTAL HOUSED



TCHC	Room	Bach	1B	2B	3B	4B	5B+	Total
HND	2	28	35	9	0	0	0	74
HWD	0	0	1	32	7	1	0	41
Seniors	2	38	22	0	0	0	0	62
Total	4	66	58	41	7	1	0	177
RENT SUPPLEMENT	Room	Bach	1B	2B	3B	4B	5B+	Total
HND	0	0	7	1	0	0	0	8
HWD	0	0	0	3	2	0	0	5
Seniors	0	0	0	0	0	0	0	0
Total	0	0	7	4	2	0	0	13
PNP	Room	Bach	1B	2B	3B	4B	5B+	Total
HND	0	1	3	2	0	0	0	6
HWD	0	0	0	10	2	0	0	12
Seniors	0	7	12	1	0	0	0	20
Total	0	8	15	13	2	0	0	38
CO-OP	Room	Bach	1B	2B	3B	4B	5B+	Total
HND	0	0	5	2	0	0	0	7
HWD	0	0	0	7	4	0	0	11
Seniors	0	0	0	0	0	0	0	0
Total	0	0	5	9	4	0	0	18

HND = Households with no dependents
 HWD = Households with dependents

PNP = Private Non Profit

TOTALS HOUSED IN PRIVATE NON PROFIT AND CO-OP PROVIDERS

Providers	Room	Bach	1B	2B	3B	4B	5B+	Total
ACLI ETOBICOKE COMMUNITY HOMES	0	0	2	0	0	0	0	2
B'NAI BRITH CANADA	0	0	1	0	0	0	0	1
BRIMELL COURT CO-OPERATIVE	0	0	0	0	1	0	0	1
CITY PARK CO-OPERATIVE APARTMENTS INC	0	0	1	0	0	0	0	1
FIRST ERDELYI HOUSE	0	1	0	0	0	0	0	1
GARDENVIEW CO-OPERATIVE HOMES	0	0	1	3	0	0	0	4
HUMBERVALE CHRISTIAN OUTREACH FOUNDATION INC	0	0	1	0	0	0	0	1
INTERFAITH HOMES CENTENARY CORPORATION	0	0	0	2	0	0	0	2
JENNY GREEN CO-OPERATIVE HOMES INC	0	0	0	0	1	0	0	1
KEHILLA RESIDENTIAL PROGRAMME	0	0	0	2	1	0	0	3
KINGSWAY-LAMBTON HOMES FOR SENIORS INC	0	0	1	0	0	0	0	1
LOYOLA ARRUPPE CORPORATION	0	1	1	0	0	0	0	2
NEIGHBOURHOOD LINK	0	0	0	1	0	0	0	1
NORTHMINSTER RESIDENCES OF TORONTO	0	0	0	1	0	0	0	1
ORCHARD GROVE HOUSING CO-OPERATIVE INC	0	0	0	2	0	0	0	2
OUR SAVIOUR THISTLETOWN LUTHERAN LODGE	0	0	1	0	0	0	0	1
PROJECT ESPERANCE	0	0	0	1	0	0	0	1
RAKOCZI VILLA NON PROFIT HOUSING CORP	0	0	1	0	0	0	0	1
ROBERT COOKE CO-OPERATIVE HOMES	0	0	2	0	0	0	0	2
SCARBOROUGH HEIGHTS CO-OPERATIVE HOMES INC	0	0	0	3	0	0	0	3
ST. PAUL'S L'AMOREAUX CENTRE	0	1	0	0	0	0	0	1
ST. DAVID'S VILLAGE CORPORATION	0	4	0	0	0	0	0	4
ST. LAWRENCE NEIGHBOURHOOD SENIORS NON-PROFIT HOUSING	0	0	1	0	0	0	0	1
TAHANAN NON-PROFIT HOMES	0	0	1	1	0	0	0	2
TAYLOR CREEK CO-OPERATIVE HOMES	0	0	1	0	1	0	0	2
TERRA BELLA NON PROFIT HOUSING CORPORATION	0	0	0	4	0	0	0	4
THE HOPE CENTRE-DANFORTH	0	0	1	0	0	0	0	1
THE ST. HILDA'S TOWERS INC	0	0	1	0	0	0	0	1
THE ST. MARGARET'S TOWERS INC	0	0	1	0	0	0	0	1
UJAMAA HOUSING CO-OP	0	0	0	1	0	0	0	1
VILLA LUSO NON PROFIT HOUSING CORPORATION	0	1	0	0	0	0	0	1

Housing Connections

Providers	Room	Bach	1B	2B	3B	4B	5B+	Total
VINCENT PAUL FAMILY HOMES CORPORATION	0	0	1	1	0	0	0	2
WIGWAMEN INCORPORATED	0	0	0	0	1	0	0	1
WILMAR HEIGHTS UNITED CHURCH NON-PROFIT HOMES INC	0	0	1	0	0	0	0	1
WOBURN VILLAGE CO-OP	0	0	0	0	1	0	0	1
TOTAL	0	8	20	22	6	0	0	56

SUMMARY OF VACANCY ACTIVITY

Provider	As of July 1, 2010	New	Cancelled	Offered	Accepted	As of July 31, 2010
TCHC	522	288	59	486	181	573
RS	51	7	1	29	13	42
PNP	70	40	14	76	38	58
CO-OP	43	16	6	27	18	35
Totals	686	351	80	618	250	708

TCHC = Toronto Community Housing Corporation
 RS = Rent Supplement
 PNP = Private Non-Profit Housing Provider
 CO-OP = Co-operative Housing Provider
 Housing Provider = Landlord or Building Owner

TOTAL NUMBER OF HOUSEHOLDS HOUSED WITH SPECIAL HOUSING REQUIREMENTS

TCHC	SPHC	Terminally III	Over Housed	Homeless	Separated Family	Youth	Supportive Housing	Special Needs	Total
HND	27	1	0	20	0	0	0	2	50
HWD	21	0	0	6	0	0	0	4	31
Seniors	4	2	0	7	0	0	2	5	20
Total	52	3	0	33	0	0	2	11	101
RENT SUPPLEMENT	SPHC	Terminally III	Over Housed	Homeless	Separated Family	Youth	Supportive Housing	Special Needs	Total
HND	5	3	0	1	0	0	0	0	9
HWD	4	0	0	0	0	0	0	0	4
Seniors	0	0	0	0	0	0	0	0	0
Total	9	3	0	1	0	0	0	0	13
PNP/CO-OP	SPHC	Terminally III	Over Housed	Homeless	Separated Family	Youth	Supportive Housing	Special Needs	Total
HND	9	0	0	1	0	0	1	1	12
HWD	17	0	0	0	0	0	0	1	18
Seniors	2	0	1	1	0	0	1	0	5
Total	28	0	1	2	0	0	2	2	35
Grand Total	89	6	1	36	0	0	4	13	149

TCHC = Toronto Community Housing Corporation
 RS = Rent Supplement
 PNP = Private Non-Profit Provider
 CO-OP = Co-operative Housing Provider

HND = Households with no dependents
 HWD = Households with dependents
 SPHC = Special Priority Housing Category