



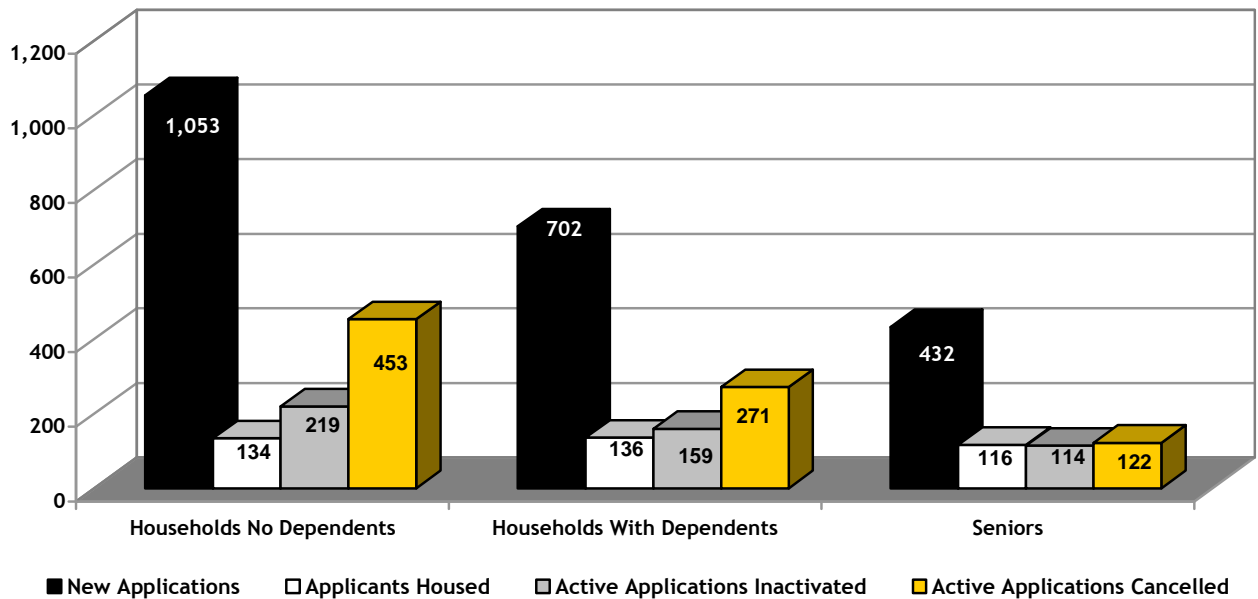
**Monthly
Statistical
Report**

JANUARY 2010

SUMMARY OF ACTIVITIES

Total number of people on Housing Connections centralized waiting list for social housing is 134,853 as of January 31, 2010, compared to 134,176 as at December 31, 2009. The rest of the numbers in this Statistical Report refer to household applications which may have several people on their application.

Active Waiting List



Active Waiting List	HND	HWD	Senior	Total
New/Reactivated Applications	1,053	702	432	2,187
Applicants Housed *	134	136	116	386
Active Applications Inactivated	219	159	114	492
Active Applications Cancelled	453	271	122	846
Total Active Applications	23,992	20,188	16,480	60,660

*This number includes households housed directly by providers.

HND – Households with no dependents

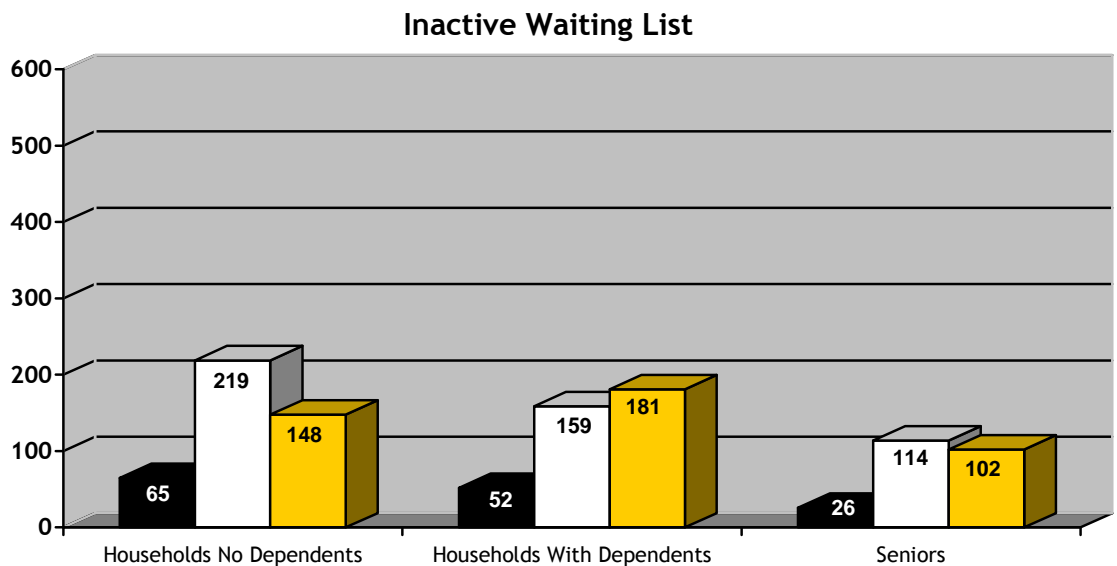
HWD – Households with dependents

‘Active’ waiting list – on waiting list and ready to be housed

‘Inactive’ waiting list – on waiting list but cannot be housed for any number of reasons i.e. waiting for documents, haven’t heard from applicant, mail returned, no response to requests for confirmation of interest or housing offer withdrawn. Applications can be inactive for up to 24 months (five years for homeless applicants) before being cancelled.

Note: 910 total applications were received through the web for January 2010, compared to 686 received December 2009.

SUMMARY OF ACTIVITIES



■ Reactivated Applications □ Active Applications Inactivated ■ Inactive Applications Cancelled

Inactive Waiting List	HND	HWD	Senior	Total
Reactivated Applications	65	52	26	143
Active Applications Inactivated	219	159	114	492
Inactive Applications Cancelled	148	181	102	431
Total Inactive Applications	5,273	3,745	2,201	11,219
Total Waiting List	HND	HWD	Senior	Total
Total Waiting List as at January 31, 2010	29,265	23,933	18,681	71,879
Total Waiting List as at January 31, 2009	26,554	23,123	17,195	66,872

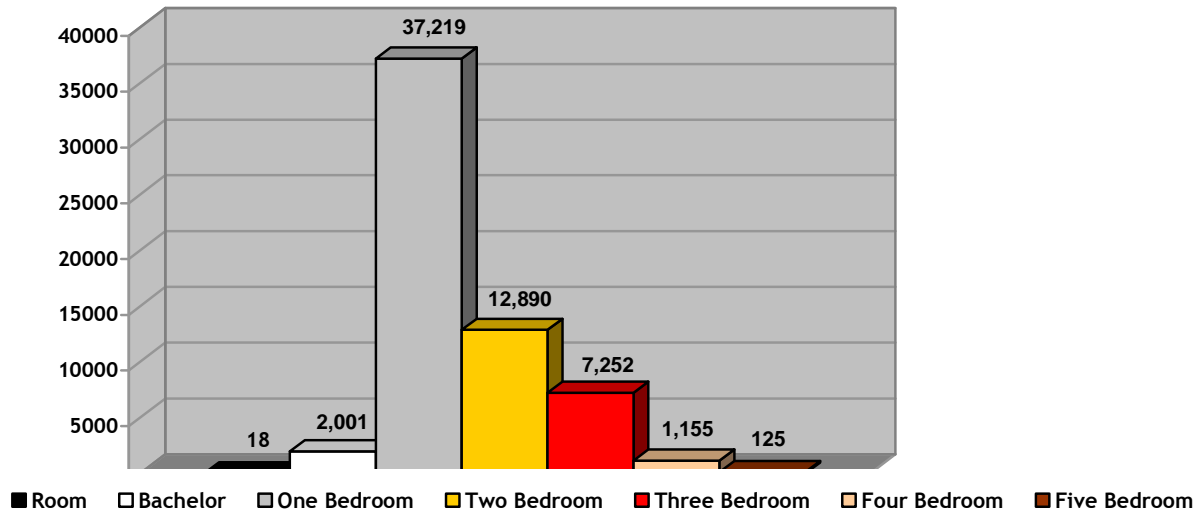
HND = Households with no dependents

HWD = Households with dependents

'Inactive' waiting list – on waiting list but cannot be housed for any number of reasons i.e. waiting for documents, haven't heard from applicant, mail returned, no response to requests for confirmation of interest or housing offer withdrawn. Applications can be inactive for up to 24 months (five years for homeless applicants) before being cancelled.

SUMMARY OF THE ACTIVE WAITING LIST DEMAND BY UNIT TYPE

Demand By Unit Type Totals



Unit Type*	HND	HWD	Senior	Total
Room	17	0	1	18
Bachelor	1,235	16	750	2,001
One Bedroom	20,862	1,077	15,280	37,219
Two Bedroom	1,567	10,935	388	12,890
Three Bedroom	274	6,926	52	7,252
Four Bedroom	32	1,114	9	1,155
Five Bedroom +	5	120	0	125
Total	23,992	20,188	16,480	60,660

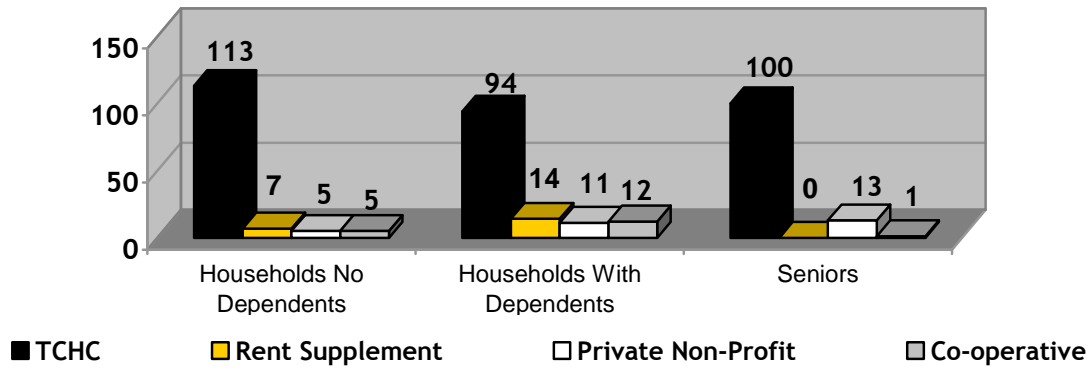
*Unit Type indicated is the largest type selected by the applicant.

	Households no Dependents	Households With Dependents	Senior	Total
Households Requesting Wheelchair Access	197	95	141	433

HND = Households with no dependents

HWD = Households with dependents

TOTAL HOUSED



TCHC	Room	Bach	1B	2B	3B	4B	5B+	Total
HND	1	60	48	4	0	0	0	113
HWD	0	2	3	58	27	4	0	94
Seniors	1	68	29	1	1	0	0	100
Total	2	130	80	63	28	4	0	307
RENT SUPPLEMENT	Room	Bach	1B	2B	3B	4B	5B+	Total
HND	0	0	7	0	0	0	0	7
HWD	0	0	0	11	3	0	0	14
Seniors	0	0	0	0	0	0	0	0
Total	0	0	7	11	3	0	0	21
PNP	Room	Bach	1B	2B	3B	4B	5B+	Total
HND	0	1	2	2	0	0	0	5
HWD	0	0	1	8	2	0	0	11
Seniors	0	0	12	1	0	0	0	13
Total	0	1	15	11	2	0	0	29
CO-OP	Room	Bach	1B	2B	3B	4B	5B+	Total
HND	0	3	2	0	0	0	0	5
HWD	0	0	1	8	2	1	0	12
Seniors	0	0	1	0	0	0	0	1
Total	0	3	4	8	2	1	0	18

HND = Households with no dependents
 HWD = Households with dependents

PNP = Private Non Profit

TOTALS HOUSED IN PRIVATE NON PROFIT AND CO-OP PROVIDERS

Providers	Room	Bach	1B	2B	3B	4B	5B +	Total
55 HOWARD PARK AVENUE CO-OPERATIVE HOMES INC		3		1				4
BARSA KELLY CARI-CAN CO-OPERATIVE HOMES INC			1					1
BLUE DANUBE HOUSING DEVELOPMENT ONT INC			1					1
B'NAI BRITH CANADA			1	2				3
CENTRAL KING SENIORS RESIDENCE			1					1
DOROTHY KLEIN SENIORS HOUSING INC			1					1
ERNESCLIFFE NON-PROFIT HOUSING CO-OPERATIVE INC			1					1
INTERFAITH HOMES CENTENARY CORPORATION			1					1
JENNY GREEN CO-OPERATIVE HOMES INC				1	1			2
KEHILLA RESIDENTIAL PROGRAMME				1				1
KINGSWAY LAMBTON HOMES FOR SENIORS INC			1					1
KNIGHTS VILLAGE NON-PROFIT HOMES INC					1			1
MASCOT PLACE CO-OPERATIVE HOMES INCORPORATED				1				1
MIMICO CO-OPERATIVE HOMES INC				3				3
NAKISKA CO-OPERATIVE HOMES INC				1				1
NEIGHBOURHOOD LINK				1				1
OUR LADY OF VICTORY SENIOR CITIZENS RESIDENCE YORK			2					2
OUR SAVIOUR THISTLETOWN LUTHERAN LODGE			1					1
PERFORMING ARTS LODGES OF CANADA			3					3
ROBERT COOKE CO-OPERATIVE HOMES				1				1
STS PETER AND PAUL UKRANIAN COMMUNITY HOMES			1					1
TERRA BELLA NON PROFIT HOUSING CORPORATION				3				3
THORNCLIFFE CHAPEL HOUSING CORPORATION			1	1				2
TOBIAS HOUSE OF TORONT-CARING IN THE SPIRIT OF ST. FRANCIS		1						1
VILLA OTTHON NON PROFIT CORPORATION			2	1				3
VINCENT PAUL FAMILY HOMES CORPORATION				1				1
WIDWORTHY CHARITABLE FOUNDATION			1					1
WILLMAR EIGHT HOUSING CO-OP			1	1				2
WOBURN VILLAGE CO-OP					1	1		2
TOTAL	0	4	20	19	3	1	0	47

SUMMARY OF VACANCY ACTIVITY

Provider	As of January 1, 2010	New	Cancelled	Offered	Accepted	As of January 31, 2010
TCHC	579	354	64	719	308	558
RS	50	22	3	47	21	41
PNP	56	45	13	75	29	59
CO-OP	49	25	14	41	18	42
Totals	734	446	94	882	376	700

TCHC = Toronto Community Housing Corporation
RS = Rent Supplement
PNP = Private Non-Profit Housing Provider
CO-OP = Co-operative Housing Provider
Housing Provider = Landlord or Building Owner

TOTAL NUMBER OF HOUSEHOLDS HOUSED WITH SPECIAL HOUSING REQUIREMENTS

TCHC	SPHC	Terminally Ill	Over Housed	Homeless	Separated Family	Youth	Supportive Housing	Special Needs	Total
HND	35	5	0	32	1	0	1	12	86
HWD	47	0	0	20	1	0	0	4	72
Seniors	6	4	0	20	0	0	6	6	42
Total	88	9	0	72	2	0	7	22	200
RENT SUPPLEMENT	SPHC	Terminally Ill	Over Housed	Homeless	Separated Family	Youth	Supportive Housing	Special Needs	Total
HND	6	1	0	0	0	0	0	2	9
HWD	6	0	0	2	0	0	0	4	12
Seniors	0	0	0	0	0	0	0	0	0
Total	12	1	0	2	0	0	0	6	21
PNP/CO-OP	SPHC	Terminally Ill	Over Housed	Homeless	Separated Family	Youth	Supportive Housing	Special Needs	Total
HND	4	1	0	4	0	0	0	1	10
HWD	20	0	0	1	0	1	2	0	24
Seniors	3	0	0	2	0	0	0	1	6
Total	27	1	0	7	0	1	2	2	40
Grand Total	127	11	0	81	2	1	9	30	261

TCHC = Toronto Community Housing Corporation
 RS = Rent Supplement
 PNP = Private Non-Profit Provider
 CO-OP = Co-operative Housing Provider

HND = Households with no dependents
 HWD = Households with dependents
 SPHC = Special Priority Housing Category