



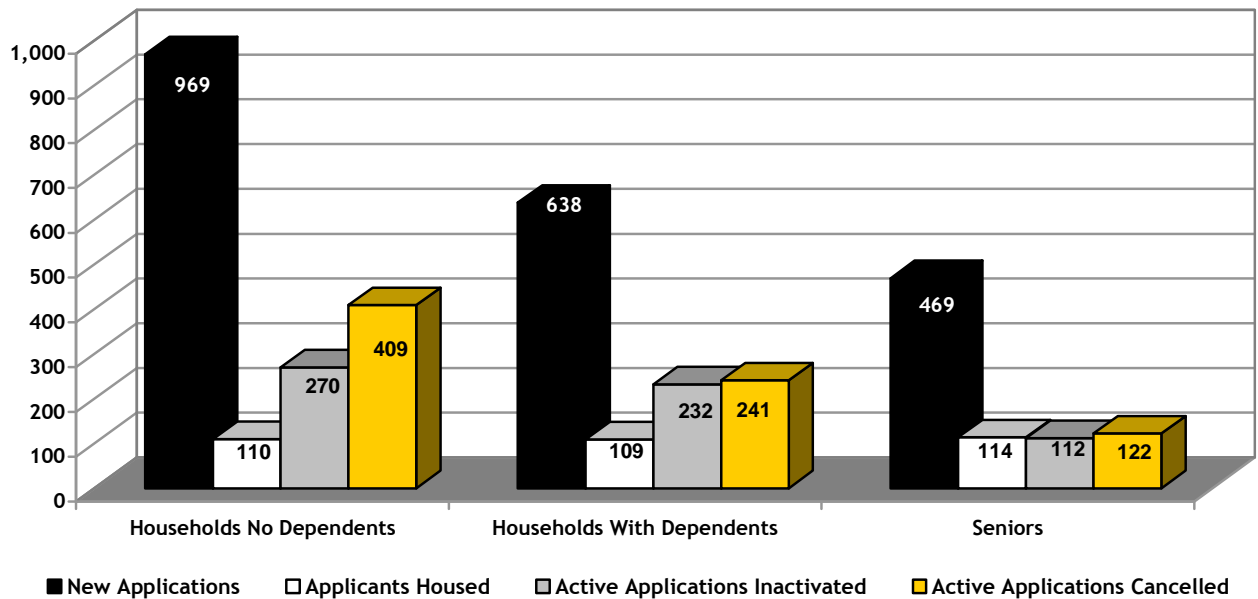
**Monthly
Statistical
Report**

FEBRUARY 2010

SUMMARY OF ACTIVITIES

Total number of people on Housing Connections centralized waiting list for social housing is 135,584 as of February 28, 2010, compared to 134,853 as at January 31, 2010. The rest of the numbers in this Statistical Report refer to household applications which may have several people on their application.

Active Waiting List



Active Waiting List	HND	HWD	Senior	Total
New/Reactivated Applications	969	638	469	2,076
Applicants Housed *	110	109	114	333
Active Applications Inactivated	270	232	112	614
Active Applications Cancelled	409	241	122	772
Total Active Applications	24,172	20,244	16,601	61,017

*This number includes households housed directly by providers.

HND – Households with no dependents

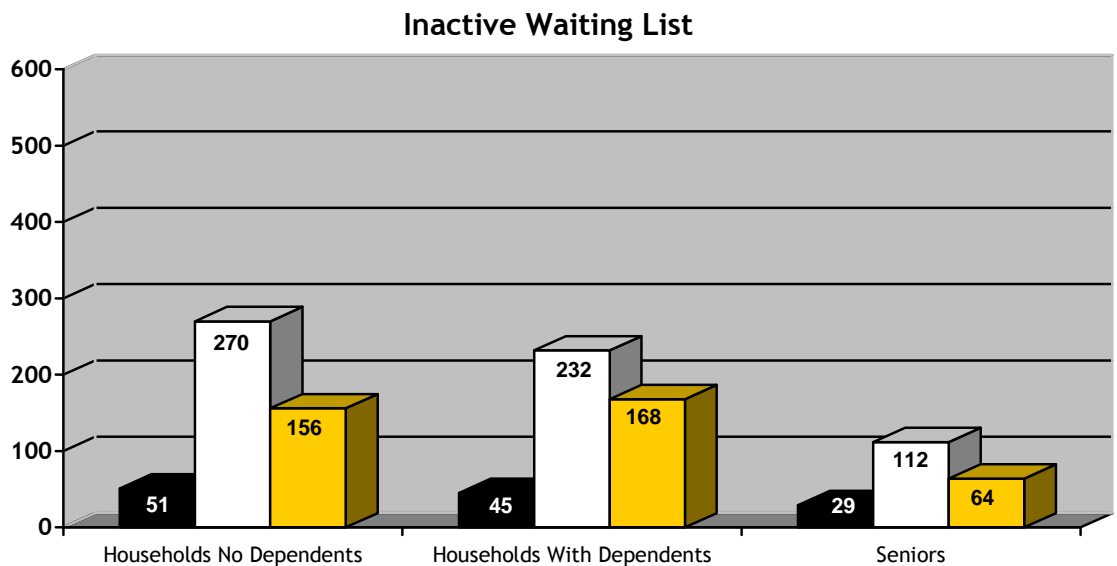
HWD – Households with dependents

‘Active’ waiting list – on waiting list and ready to be housed

‘Inactive’ waiting list – on waiting list but cannot be housed for any number of reasons i.e. waiting for documents, haven’t heard from applicant, mail returned, no response to requests for confirmation of interest or housing offer withdrawn. Applications can be inactive for up to 24 months (five years for homeless applicants) before being cancelled.

Note: 794 total applications were received through the web for February 2010, compared to 910 received January 2010.

SUMMARY OF ACTIVITIES



■ Reactivated Applications □ Active Applications Inactivated ■ Inactive Applications Cancelled

Inactive Waiting List	HND	HWD	Senior	Total
Reactivated Applications	51	45	29	125
Active Applications Inactivated	270	232	112	614
Inactive Applications Cancelled	156	168	64	388
Total Inactive Applications	5,336	3,764	2,220	11,320
Total Waiting List	HND	HWD	Senior	Total
Total Waiting List as at February 28, 2010	29,508	24,008	18,821	72,337
Total Waiting List as at February 28, 2009	26,724	23,160	17,259	67,143

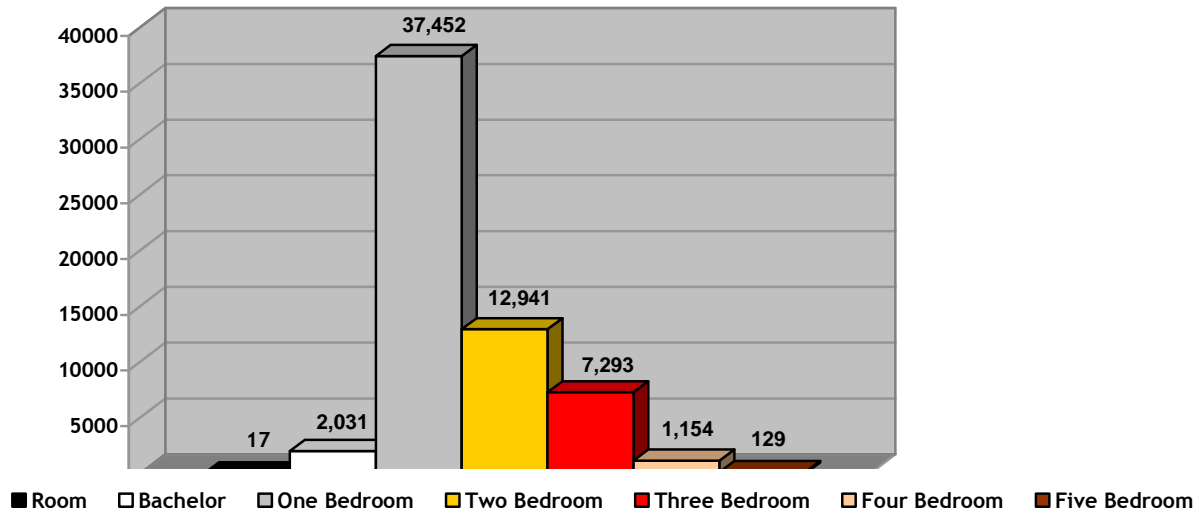
HND = Households with no dependents

HWD = Households with dependents

'Inactive' waiting list – on waiting list but cannot be housed for any number of reasons i.e. waiting for documents, haven't heard from applicant, mail returned, no response to requests for confirmation of interest or housing offer withdrawn. Applications can be inactive for up to 24 months (five years for homeless applicants) before being cancelled.

SUMMARY OF THE ACTIVE WAITING LIST DEMAND BY UNIT TYPE

Demand By Unit Type Totals



Unit Type*	HND	HWD	Senior	Total
Room	16	0	1	17
Bachelor	1,246	15	770	2,031
One Bedroom	21,002	1,077	15,373	37,452
Two Bedroom	1,592	10,957	392	12,941
Three Bedroom	276	6,961	56	7,293
Four Bedroom	35	1,110	9	1,154
Five Bedroom +	5	124	0	129
Total	24,172	20,244	16,601	61,017

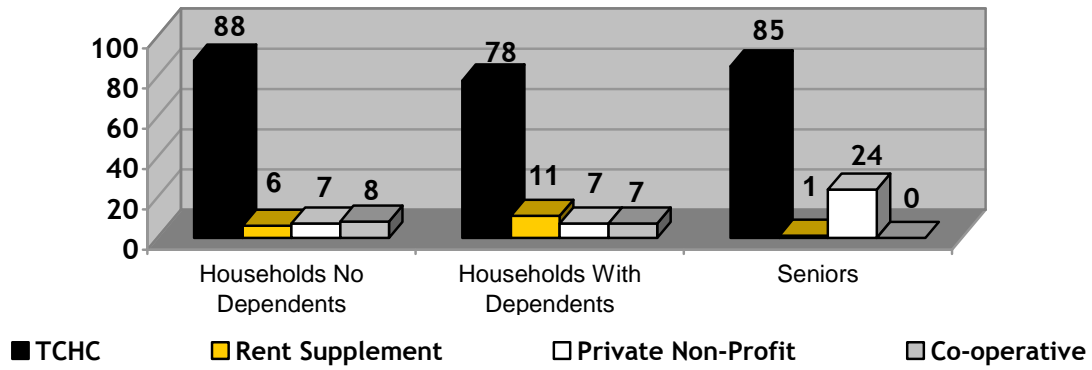
*Unit Type indicated is the largest type selected by the applicant.

	Households no Dependents	Households With Dependents	Senior	Total
Households Requesting Wheelchair Access	192	100	148	440

HND = Households with no dependents

HWD = Households with dependents

TOTAL HOUSED



TCHC	Room	Bach	1B	2B	3B	4B	5B+	Total
HND	4	46	26	10	2	0	0	88
HWD	0	1	6	48	17	5	1	78
Seniors	1	72	12	0	0	0	0	85
Total	5	119	44	58	19	5	1	251
RENT SUPPLEMENT	Room	Bach	1B	2B	3B	4B	5B+	Total
HND	0	0	5	1	0	0	0	6
HWD	0	0	1	10	0	0	0	11
Seniors	0	0	1	0	0	0	0	1
Total	0	0	7	11	0	0	0	18
PNP	Room	Bach	1B	2B	3B	4B	5B+	Total
HND	0	1	6	0	0	0	0	7
HWD	0	0	1	5	1	0	0	7
Seniors	0	1	20	3	0	0	0	24
Total	0	2	27	8	1	0	0	38
CO-OP	Room	Bach	1B	2B	3B	4B	5B+	Total
HND	0	1	6	1	0	0	0	8
HWD	0	0	0	4	3	0	0	7
Seniors	0	0	0	0	0	0	0	0
Total	0	1	6	5	3	0	0	15

HND = Households with no dependents
 HWD = Households with dependents

PNP = Private Non Profit

TOTALS HOUSED IN PRIVATE NON PROFIT AND CO-OP PROVIDERS

Providers	Room	Bach	1B	2B	3B	4B	5B+	Total
AKWA HONSTA NON-PROFIT ABORIGINAL HOMES INC		1						1
ATKINSON HOUSING CO-OP					1			1
BAZAAR NON-PROFIT HOUSING CORPORATION			1		1			2
BLUE DANUBE HOUSING DEVELOPMENT ONT INC				1				1
BONAR-PARKDALE SENIOR CITIZENS NON-PROFIT HOUSING			1					1
GARDENVIEW CO-OPERATIVE HOMES			1	1				2
HUMBERVALE CHRISTIAN OUTREACH FOUNDATION INC		1						1
INNSTEAD CO-OPERATIVE INC			1					1
INTERFAITH HOMES CENTENARY CORPORATION			3	1				4
ITALIAN CANADIAN BENEVOLENT SENIORS APARTMENT			8					8
KEHILLA RESIDENTIAL PROGRAMME				1				1
LAKESHORE VILLAGE ARTISTS CO-OP			1					1
MAPLE LEAF DRIVE SENIORS NON-PROFIT RESIDENTIAL CORP			2					2
MASARYKTOWN NON-PROFIT RESIDENCES INC				1				1
MASCOT PLACE CO-OPERATIVE HOMES INCORPORATED				1				1
MAURICE COULTER HOUSING CO-OPERATIVE				1				1
MIMICO CO-OPERATIVE HOMES INC				2				2
NEIGHBOURHOOD LINK				1				1
NEW FRONTIERS ABORIGINAL RESIDENTIAL CORP			1					1
OPERATING ENGINEERS LOCAL 793 NON-PROFIT HOUSING				1				1
OUR SAVIOUR THISTLETOWN LUTHERAN LODGE			1					1
PERFORMING ARTS LODGES OF CANADA			2					2
RAKOCZI VILLA NON PROFIT HOUSING CORP			1					1
ROBIN GARDNER VOCE NON-PROFIT HOMES			1					1
ST. DEMETRIUS UKRANIAN DEVELOPMENT CORPORATION			1					1
ST. LAWRENCE NEIGHBOURHOOD SENIORS NON PROFIT HOUSING			2	1				3
TERRACE HOUSING CO-OPERATIVE INC		1	2					3
THE ST. MARGARET'S TOWERS INC			2					2

Housing Connections

Providers	Room	Bach	1B	2B	3B	4B	5B+	Total
VILLA OTTHON NON PROFIT CORPORATION				1				1
WEST ROUGE HOUSING CO-OP			1					1
WILMAR HEIGHTS UNITED CHURCH NON-PROFIT HOMES			1					1
WOBURN VILLAGE CO-OP					2			2
TOTAL	0	3	33	13	4	0	0	53

SUMMARY OF VACANCY ACTIVITY

Provider	As of February 1, 2010	New	Cancelled	Offered	Accepted	As of February 28, 2010
TCHC	558	314	66	668	273	534
RS	41	10	0	29	18	29
PNP	59	68	24	97	38	65
CO-OP	42	17	8	29	15	36
Totals	700	409	98	823	344	664

TCHC = Toronto Community Housing Corporation
 RS = Rent Supplement
 PNP = Private Non-Profit Housing Provider
 CO-OP = Co-operative Housing Provider
 Housing Provider = Landlord or Building Owner

TOTAL NUMBER OF HOUSEHOLDS HOUSED WITH SPECIAL HOUSING REQUIREMENTS

TCHC	SPHC	Terminally Ill	Over Housed	Homeless	Separated Family	Youth	Supportive Housing	Special Needs	Total
HND	19	4	0	28	0	1	1	7	60
HWD	34	1	0	12	0	0	0	7	54
Seniors	6	2	0	14	0	0	4	4	30
Total	59	7	0	54	0	1	5	18	144
RENT SUPPLEMENT	SPHC	Terminally Ill	Over Housed	Homeless	Separated Family	Youth	Supportive Housing	Special Needs	Total
HND	4	1	0	0	0	0	0	0	5
HWD	11	0	0	0	1	0	0	0	12
Seniors	0	0	0	0	0	0	0	0	0
Total	15	1	0	0	1	0	0	0	17
PNP/CO-OP	SPHC	Terminally Ill	Over Housed	Homeless	Separated Family	Youth	Supportive Housing	Special Needs	Total
HND	7	0	0	0	0	0	1	3	11
HWD	10	0	1	1	0	0	0	0	12
Seniors	2	0	1	0	0	0	1	0	4
Total	19	0	2	1	0	0	2	3	27
Grand Total	93	8	2	55	1	1	7	21	188

TCHC = Toronto Community Housing Corporation
 RS = Rent Supplement
 PNP = Private Non-Profit Provider
 CO-OP = Co-operative Housing Provider

HND = Households with no dependents
 HWD = Households with dependents
 SPHC = Special Priority Housing Category