



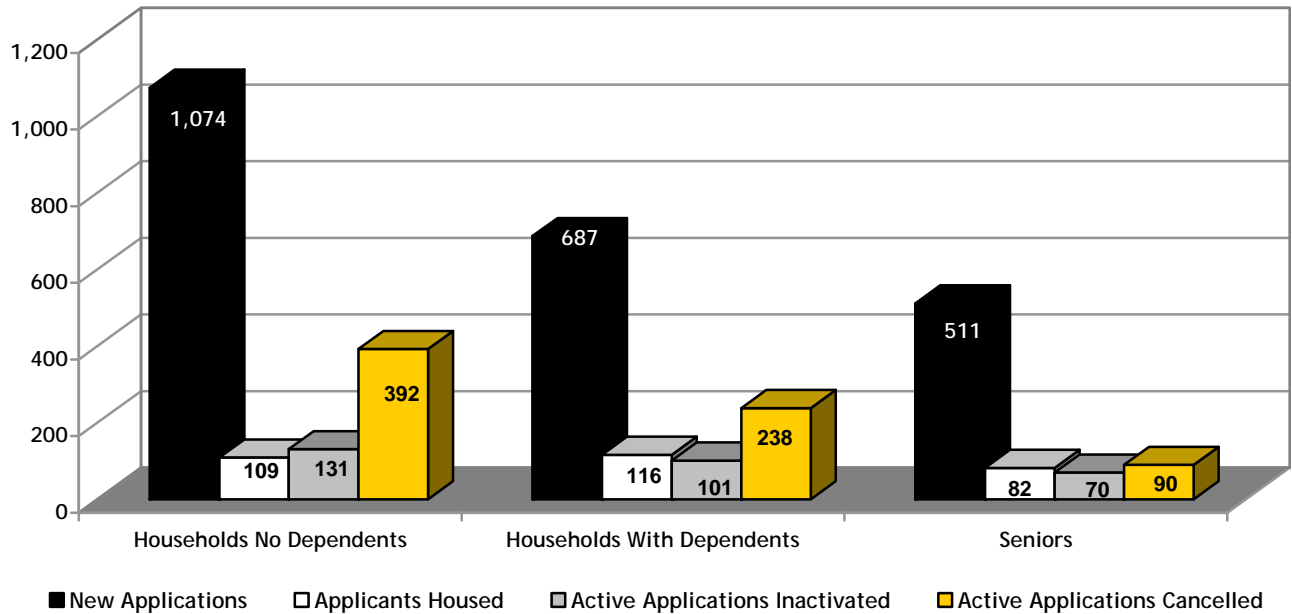
Monthly
Statistical
Report

September 2009

SUMMARY OF ACTIVITIES

Total number of people on Housing Connections centralized waiting list for social housing is 132,810 as of September 30, 2009, compared to 132,395 as at August 31, 2009. The rest of the numbers in this Statistical Report refer to household applications which may have several people on their application.

Active Waiting List



Active Waiting List	HND	HWD	Senior	Total
New/Reactivated Applications	1,074	687	511	2,272
Applicants Housed *	109	116	82	307
Active Applications Inactivated	131	101	70	302
Active Applications Cancelled	392	238	90	720
Total Active Applications	22,895	19,527	15,878	58,300

*This number includes households housed directly by providers.

HND – Households with no dependents
 HWD – Households with dependents

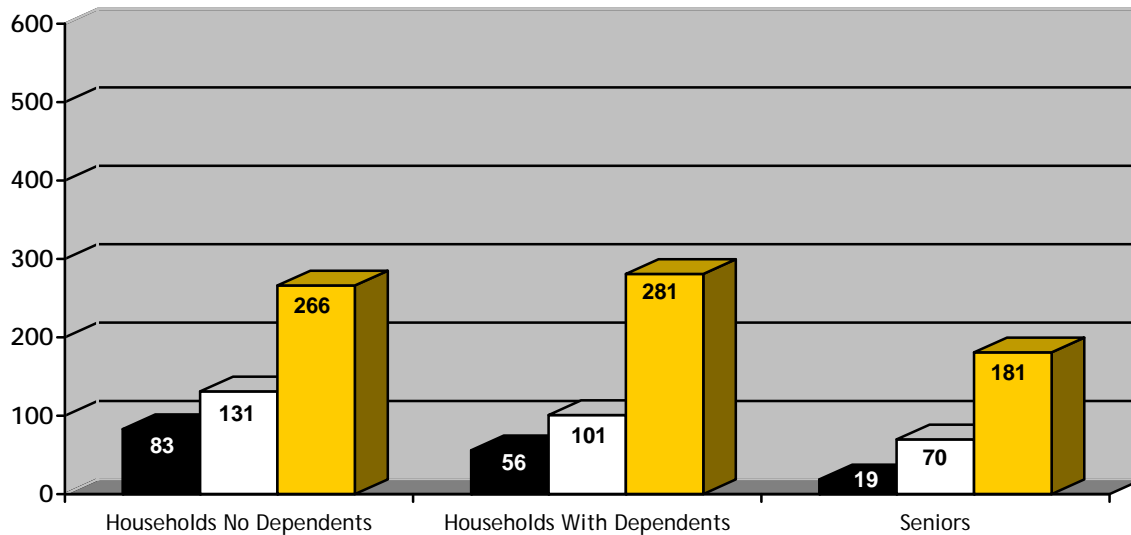
‘Active’ waiting list – on waiting list and ready to be housed

‘Inactive’ waiting list – on waiting list but cannot be housed for any number of reasons i.e. waiting for documents, haven’t heard from applicant, mail returned, no response to requests for confirmation of interest or housing offer withdrawn. Applications can be inactive for up to 24 months (five years for homeless applicants) before being cancelled.

Note: 825 total applications were received through the web for September 2009, compared to 849 received August 2009.

SUMMARY OF ACTIVITIES

Inactive Waiting List



■ Reactivated Applications □ Active Applications Inactivated ■ Inactive Applications Cancelled

Inactive Waiting List	HND	HWD	Senior	Total
Reactivated Applications	83	56	19	158
Active Applications Inactivated	131	101	70	302
Inactive Applications Cancelled	266	281	181	728
Total Inactive Applications	5,623	4,192	2,418	12,233
Total Waiting List	HND	HWD	Senior	Total
Total Waiting List as at September 30, 2009	28,518	23,719	18,296	70,533
Total Waiting List as at September 30, 2008	26,992	22,710	17,126	66,828

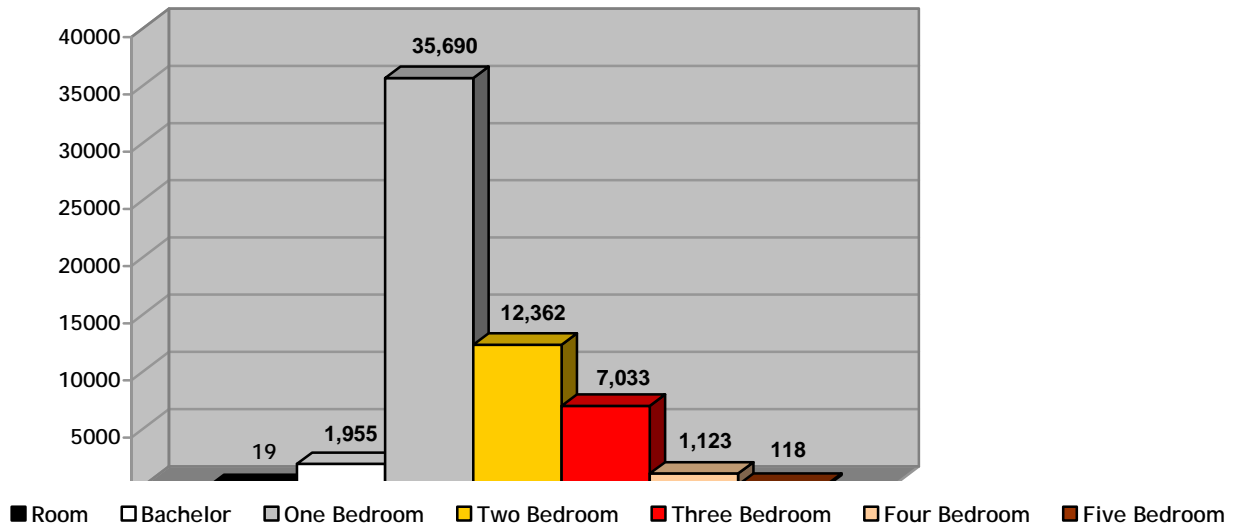
HND = Households with no dependents

HWD = Households with dependents

'Inactive' waiting list – on waiting list but cannot be housed for any number of reasons i.e. waiting for documents, haven't heard from applicant, mail returned, no response to requests for confirmation of interest or housing offer withdrawn. Applications can be inactive for up to 24 months (five years for homeless applicants) before being cancelled.

SUMMARY OF THE ACTIVE WAITING LIST DEMAND BY UNIT TYPE

Demand By Unit Type Totals



Unit Type*	HND	HWD	Senior	Total
Room	17	0	2	19
Bachelor	1,207	23	725	1,955
One Bedroom	19,901	1,070	14,719	35,690
Two Bedroom	1,471	10,510	381	12,362
Three Bedroom	260	6,730	43	7,033
Four Bedroom	33	1,082	8	1,123
Five Bedroom +	6	112	0	118
Total	22,895	19,527	15,878	58,300

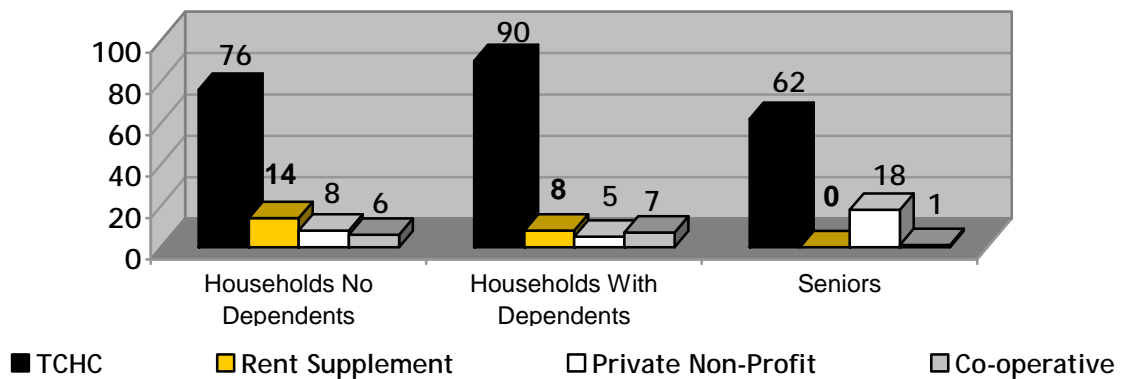
*Unit Type indicated is the largest type selected by the applicant.

	Households no Dependents	Households With Dependents	Senior	Total
Households Requesting Wheelchair Access	195	101	134	430

HND = Households with no dependents

HWD = Households with dependents

TOTAL HOUSED



TCHC	Room	Bach	1B	2B	3B	4B	5B+	Total
HND	5	36	18	13	3	1	0	76
HWD	0	1	1	46	36	4	2	90
Seniors	0	48	12	2	0	0	0	62
Total	5	85	31	61	39	5	2	228
RENT SUPPLEMENT	Room	Bach	1B	2B	3B	4B	5B+	Total
HND	0	0	13	1	0	0	0	14
HWD	0	0	0	7	1	0	0	8
Seniors	0	0	0	0	0	0	0	0
Total	0	0	13	7	1	0	0	22
PNP	Room	Bach	1B	2B	3B	4B	5B+	Total
HND	0	4	3	1	0	0	0	8
HWD	0	0	1	4	0	0	0	5
Seniors	0	0	13	2	3	0	0	18
Total	0	4	17	7	3	0	0	31
CO-OP	Room	Bach	1B	2B	3B	4B	5B+	Total
HND	0	1	5	0	0	0	0	6
HWD	0	0	4	2	1	0	0	7
Seniors	0	0	1	0	0	0	0	1
Total	0	1	10	2	1	0	0	14

HND = Households with no dependents
 HWD = Households with dependents

PNP = Private Non Profit

TOTALS HOUSED IN PRIVATE NON PROFIT AND CO-OP PROVIDERS

Providers	Room	Bach	1B	2B	3B	4B	5B +	Total
ALDEBRAIN ATTENDANT CARE SERVICES				1				1
ALL SAINTS CHURCH HOMES FOR TOMORROW SOCIETY		3						3
ATKINSON HOUSING CO-OP			1			1		2
B'NAI BRITH CANADA			1					1
BELLAMY HOUSING CO-OPERATIVE INC				2				2
BLUE DANUBE HOUSING DEVELOPMENT ONT INC				1				1
ESTONIAN RELIEF COMMITTEE NON-PROFIT RESIDENCES				1				1
GLEN GARDENS HOUSING CO-OPERATIVE INC					1			1
HEATHERCROSS CHARITABLE FOUNDATION			1					1
HOSPITAL WORKERS' HOUSING CO-OP				1				1
INTERFAITH HOMES CENTENARY CORPORATION			5					5
KEHILLA RESIDENTIAL PROGRAMME				1				1
LAKESHORE VILLAGE ARTISTS CO-OP				2				2
MAPLE LEAF DRIVE SENIORS NON-PROFIT RESIDENTIAL CORP			1					1
MARGARET LAURENCE HOUSING CO-OPERATIVE		1	1					2
NEIGHBOURHOOD LINK			2					2
OPERATING ENGINEERS LOCAL 793 NON-PROFIT HOUSING				2				2
PERFORMING ARTS LODGES OF CANADA		1	1					2
RAKOCZI VILLA NON PROFIT HOUSING CORP			3					3
RIDELLE CO-OPERATIVE HOMES			1					1
SCARBOROUGH HEIGHTS CO-OPERATIVE HOMES INC				1				1
ST. DAVID'S VILLAGE CORPORATION		1						1
ST. PAUL'S L'AMOREAUX CENTRE			1					1
TAYLOR CREEK CO-OPERATIVE HOMES			1					1
THE HOPE CENTRE-DANFORTH			1					1
VILLA LUSO NON PROFIT HOUSING CORPORATION		1	1					2
WIDWORTHY CHARITABLE FOUNDATION		1						1
WOBURN VILLAGE CO-OP					1			1
TOTAL	0	8	21	12	2	1	0	44

SUMMARY OF VACANCY ACTIVITY

Provider	As of September 1, 2009	New	Cancelled	Offered	Accepted	As of September 30, 2009
TCHC	538	342	78	602	237	571
RS	48	14	0	29	22	40
PNP	63	57	15	107	31	75
CO-OP	51	36	15	38	14	58
Totals	700	449	108	776	304	744

TCHC = Toronto Community Housing Corporation

RS = Rent Supplement

PNP = Private Non-Profit Housing Provider

CO-OP = Co-operative Housing Provider

Housing Provider = Landlord or Building Owner

TOTAL NUMBER OF HOUSEHOLDS HOUSED WITH SPECIAL HOUSING REQUIREMENTS

TCHC	SPHC	Terminally III	Over Housed	Homeless	Separated Family	Youth	Supportive Housing	Special Needs	Total
HND	33	3	0	21	0	0	0	1	58
HWD	48	0	0	18	1	0	0	1	68
Seniors	8	2	0	11	0	0	2	4	27
Total	89	5	0	50	1	0	2	6	153
RENT SUPPLEMENT	SPHC	Terminally III	Over Housed	Homeless	Separated Family	Youth	Supportive Housing	Special Needs	Total
HND	13	0	0	0	0	0	0	1	14
HWD	3	0	0	1	0	0	0	2	6
Seniors	0	0	0	0	0	0	0	0	0
Total	16	0	0	1	0	0	0	3	20
PNP/CO-OP	SPHC	Terminally III	Over Housed	Homeless	Separated Family	Youth	Supportive Housing	Special Needs	Total
HND	5	1	0	2	0	0	0	0	8
HWD	9	0	0	0	0	0	0	1	10
Seniors	5	0	0	2	0	0	0	1	8
Total	19	1	0	4	0	0	0	2	26
Grand Total	124	6	0	55	1	0	2	11	199

TCHC = Toronto Community Housing Corporation
 RS = Rent Supplement
 PNP = Private Non-Profit Provider
 CO-OP = Co-operative Housing Provider

HND = Households with no dependents
 HWD = Households with dependents
 SPHC = Special Priority Housing Category