



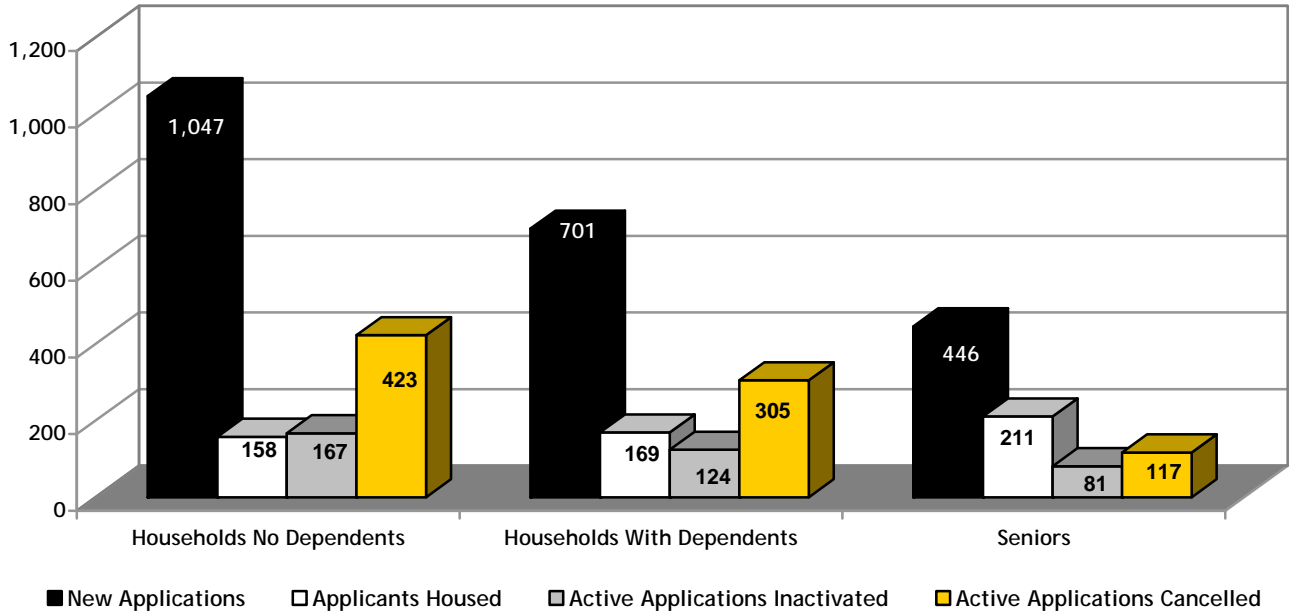
Monthly
Statistical
Report

August 2009

SUMMARY OF ACTIVITIES

Total number of people on Housing Connections centralized waiting list for social housing is 132,395 as of August 31, 2009, compared to 132,158 as at July 31, 2009. The rest of the numbers in this Statistical Report refer to household applications which may have several people on their application.

Active Waiting List



Active Waiting List	HND	HWD	Senior	Total
New/Reactivated Applications	1,047	701	466	2,214
Applicants Housed *	158	169	211	538
Active Applications Inactivated	167	124	81	372
Active Applications Cancelled	423	305	117	845
Total Active Applications	22,453	19,295	15,609	57,357

*This number includes households housed directly by providers.

HND – Households with no dependents

HWD – Households with dependents

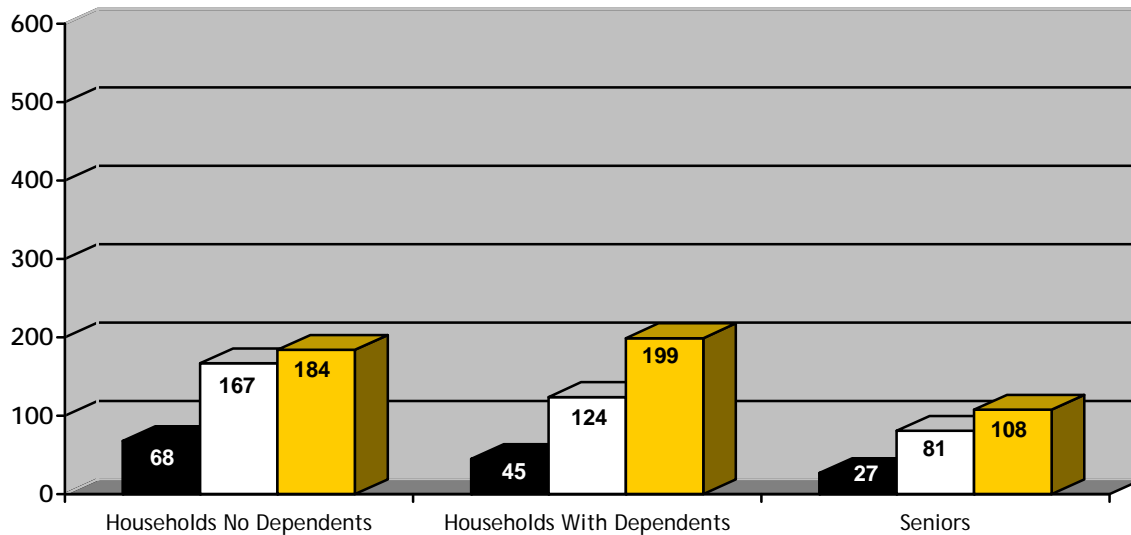
‘Active’ waiting list – on waiting list and ready to be housed

‘Inactive’ waiting list – on waiting list but cannot be housed for any number of reasons i.e. waiting for documents, haven’t heard from applicant, mail returned, no response to requests for confirmation of interest or housing offer withdrawn. Applications can be inactive for up to 24 months (five years for homeless applicants) before being cancelled.

Note: 849 total applications were received through the web for August 2009, compared to 774 received July 2009.

SUMMARY OF ACTIVITIES

Inactive Waiting List



■ Reactivated Applications □ Active Applications Inactivated ■ Inactive Applications Cancelled

Inactive Waiting List	HND	HWD	Senior	Total
Reactivated Applications	68	45	27	140
Active Applications Inactivated	167	124	81	372
Inactive Applications Cancelled	184	199	108	491
Total Inactive Applications	5,841	4,428	2,548	12,817
Total Waiting List	HND	HWD	Senior	Total
Total Waiting List as at August 31, 2009	28,294	23,723	18,157	70,174
Total Waiting List as at August 31, 2008	27,044	22,773	17,003	66,820

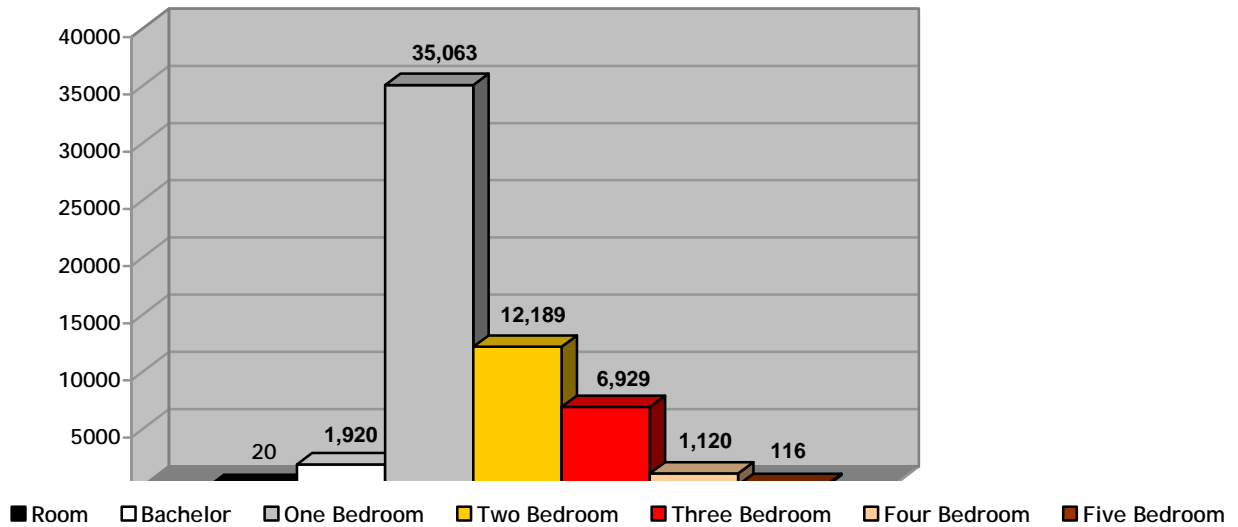
HND = Households with no dependents

HWD = Households with dependents

'Inactive' waiting list – on waiting list but cannot be housed for any number of reasons i.e. waiting for documents, haven't heard from applicant, mail returned, no response to requests for confirmation of interest or housing offer withdrawn. Applications can be inactive for up to 24 months (five years for homeless applicants) before being cancelled.

SUMMARY OF THE ACTIVE WAITING LIST DEMAND BY UNIT TYPE

Demand By Unit Type Totals



Unit Type*	HND	HWD	Senior	Total
Room	18	0	2	20
Bachelor	1,196	22	702	1,920
One Bedroom	19,516	1,064	14,483	35,063
Two Bedroom	1,437	10,367	385	12,189
Three Bedroom	249	6,649	31	6,929
Four Bedroom	32	1,082	6	1,120
Five Bedroom +	5	111	0	116
Total	22,453	19,295	15,609	57,357

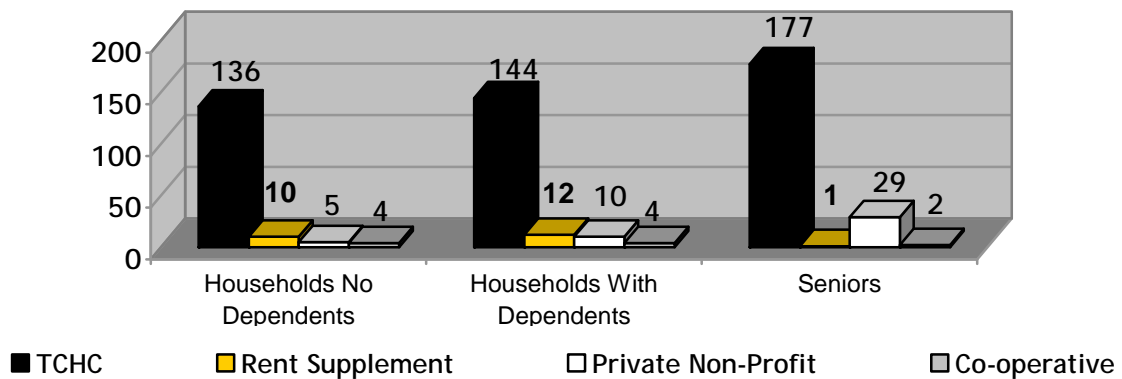
*Unit Type indicated is the largest type selected by the applicant.

	Households no Dependents	Households With Dependents	Senior	Total
Households Requesting Wheelchair Access	193	99	133	425

HND = Households with no dependents

HWD = Households with dependents

TOTAL HOUSED



TCHC	Room	Bach	1B	2B	3B	4B	5B+	Total
HND	13	74	34	14	1	0	0	136
HWD	0	1	1	70	56	12	4	144
Seniors	3	124	50	0	0	0	0	177
Total	16	199	85	84	57	12	4	457
RENT SUPPLEMENT	Room	Bach	1B	2B	3B	4B	5B+	Total
HND	0	1	8	1	0	0	0	10
HWD	0	0	0	9	3	0	0	12
Seniors	0	0	1	0	0	0	0	1
Total	0	1	9	10	3	0	0	23
PNP	Room	Bach	1B	2B	3B	4B	5B+	Total
HND	0	1	3	1	0	0	0	5
HWD	0	0	0	5	5	0	0	10
Seniors	0	2	22	5	0	0	0	29
Total	0	3	25	11	5	0	0	44
CO-OP	Room	Bach	1B	2B	3B	4B	5B+	Total
HND	0	0	1	2	1	0	0	4
HWD	0	0	0	3	1	0	0	4
Seniors	0	0	2	0	0	0	0	2
Total	0	0	3	5	2	0	0	10

HND = Households with no dependents
 HWD = Households with dependents

PNP = Private Non Profit

TOTALS HOUSED IN PRIVATE NON PROFIT AND CO-OP PROVIDERS

Providers	Room	Bach	1B	2B	3B	4B	5B +	Total
ASCOT CO-OP HOMES				1				1
ALL SAINTS CHURCH HOMES FOR TOMORROW SOCIETY		1						1
B'NAI BRITH CANADA			1					1
BELLO HORIZONTE NON-PROFIT HOMES CORP					1			1
DOROTHY KLEIN SENIORS HOUSING INC			1					1
EMMANUEL LUTHERAN MANOR VICTORIA VILLAGE			3					3
HARMONY CO-OPERATIVE HOMES INC			1					1
HEATHERCROSS CHARITABLE FOUNDATION			1					1
HELLENIC HOME FOR THE AGED INC			1					1
HUMBERVALE CHRISTIAN OUTREACH FOUNDATION INC			1					1
INNSTEAD CO-OPERATIVE INC			1					1
JENNY GREEN CO-OPERATIVE HOMES INC				1				1
KNIGHTS VILLAGE NON-PROFIT HOMES INC			2	1	3			6
LAKESHORE GARDENS CO-OPERATIVE HOMES INC				1				1
LAKESHORE VILLAGE ARTISTS CO-OP					1			1
MAPLE LEAF DRIVE SENIORS NON-PROFIT RESIDENTIAL CORP				1				1
NEIGHBOURHOOD LINK			2					2
OPERATING ENGINEERS LOCAL 793 NON-PROFIT HOUSING				2				2
ORCHARD GROVE HOUSING CO-OPERATIVE INC				1				1
PROJECT ESPERANCE				1				1
RAKOCZI VILLA NON PROFIT HOUSING CORP			1					1
REXDALE PRESBYTERIAN SENIOR CITIZENS CORPORATION			1					1
ROBERT COOKE CO-OPERATIVE HOMES			1					1
SPENCER AVENUE CO-OPERATIVE HOMES INCORPORATED				1				1
ST. DEMETRIUS UKRANIAN DEVELOPMENT CORPORATION			1					1
ST. DAVID'S VILLAGE CORPORATION		2						2
ST. LAWRENCE NEIGHBOURHOOD SENIORS NON PROFIT HOUSING				1				1
ST. MATTHEW'S BRACONDALE HOUSE					1			1
THE HOPE CENTRE-DANFORTH			1					1
THE ST. HILDA'S TOWERS INC			2	1				3

Housing Connections

Providers	Room	Bach	1B	2B	3B	4B	5B +	Total
THORNCLIFFE CHAPEL HOUSING CORPORATION			1	1				2
VINCENT PAUL FAMILY HOMES CORPORATION				3				3
WALTON PLACE SCARBOROUGH INC NON-PROFIT HOUSING			1					1
WILMAR HEIGHTS UNITED CHURCH NON-PROFIT HOMES			2					2
WOBURN VILLAGE CO-OP					1			1
YEE HONG CHINESE EVERGREEN NON-PROFIT HOMES CORP			1	1				2
TOTAL	0	3	26	17	7	0	0	53

SUMMARY OF VACANCY ACTIVITY

Provider	As of August 1, 2009	New	Cancelled	Offered	Accepted	As of August 31, 2009
TCHC	524	327	59	584	254	538
RS	49	25	1	46	23	48
PNP	83	39	13	115	44	63
CO-OP	53	12	4	21	10	51
Totals	709	403	77	766	331	700

TCHC = Toronto Community Housing Corporation
 RS = Rent Supplement
 PNP = Private Non-Profit Housing Provider
 CO-OP = Co-operative Housing Provider
 Housing Provider = Landlord or Building Owner

TOTAL NUMBER OF HOUSEHOLDS HOUSED WITH SPECIAL HOUSING REQUIREMENTS

TCHC	SPHC	Terminally III	Over Housed	Homeless	Separated Family	Youth	Supportive Housing	Special Needs	Total
HND	24	6	0	46	0	0	3	13	92
HWD	50	1	0	20	0	1	0	9	81
Seniors	11	7	0	26	0	0	2	8	54
Total	85	14	0	92	0	1	5	30	227
RENT SUPPLEMENT	SPHC	Terminally III	Over Housed	Homeless	Separated Family	Youth	Supportive Housing	Special Needs	Total
HND	3	1	0	0	0	0	0	2	6
HWD	4	1	0	0	0	0	0	4	9
Seniors	1	0	0	0	0	0	0	0	1
Total	8	2	0	0	0	0	0	6	16
PNP/CO-OP	SPHC	Terminally III	Over Housed	Homeless	Separated Family	Youth	Supportive Housing	Special Needs	Total
HND	6	0	0	2	0	0	0	0	8
HWD	11	0	0	2	0	0	0	1	14
Seniors	3	3	0	1	0	0	1	2	10
Total	20	3	0	5	0	0	1	3	32
Grand Total	113	19	0	97	0	1	6	39	275

TCHC = Toronto Community Housing Corporation
 RS = Rent Supplement
 PNP = Private Non-Profit Provider
 CO-OP = Co-operative Housing Provider

HND = Households with no dependents
 HWD = Households with dependents
 SPHC = Special Priority Housing Category