



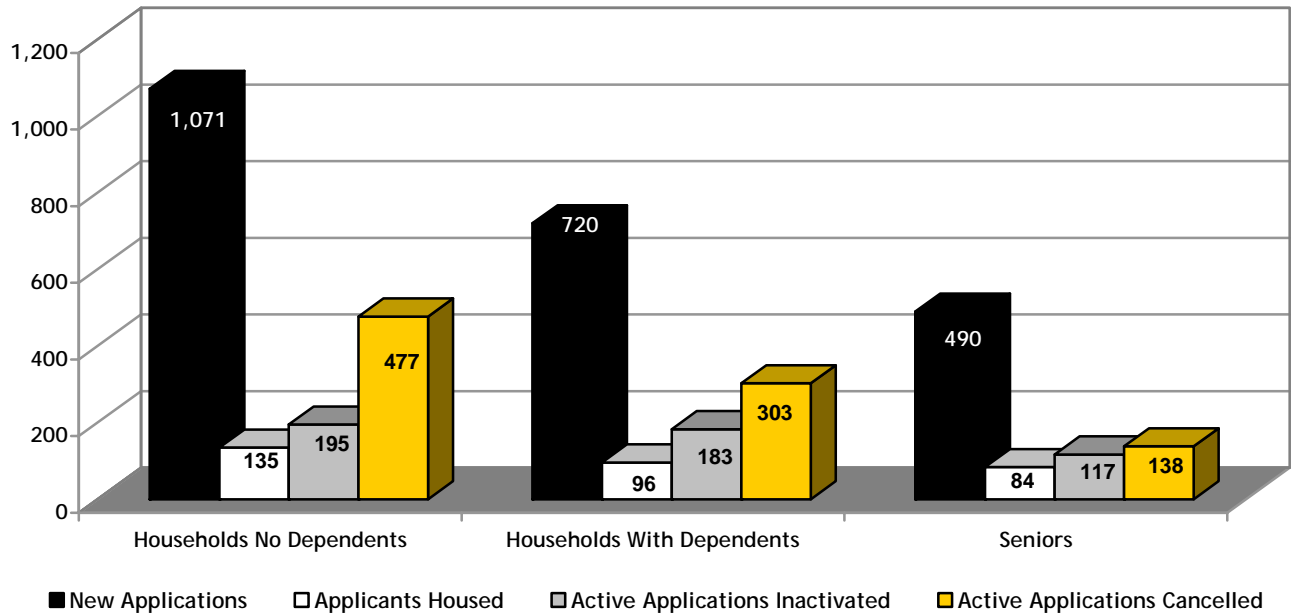
Monthly
Statistical
Report

October 2009

SUMMARY OF ACTIVITIES

Total number of people on Housing Connections centralized waiting list for social housing is 132,725 as of October 31, 2009, compared to 132,810 as at September 30, 2009. The rest of the numbers in this Statistical Report refer to household applications which may have several people on their application.

Active Waiting List



Active Waiting List	HND	HWD	Senior	Total
New/Reactivated Applications	1,071	720	490	2,281
Applicants Housed *	135	96	84	315
Active Applications Inactivated	195	183	117	495
Active Applications Cancelled	477	303	138	918
Total Active Applications	23,159	19,665	16,029	58,853

*This number includes households housed directly by providers.

HND – Households with no dependents
 HWD – Households with dependents

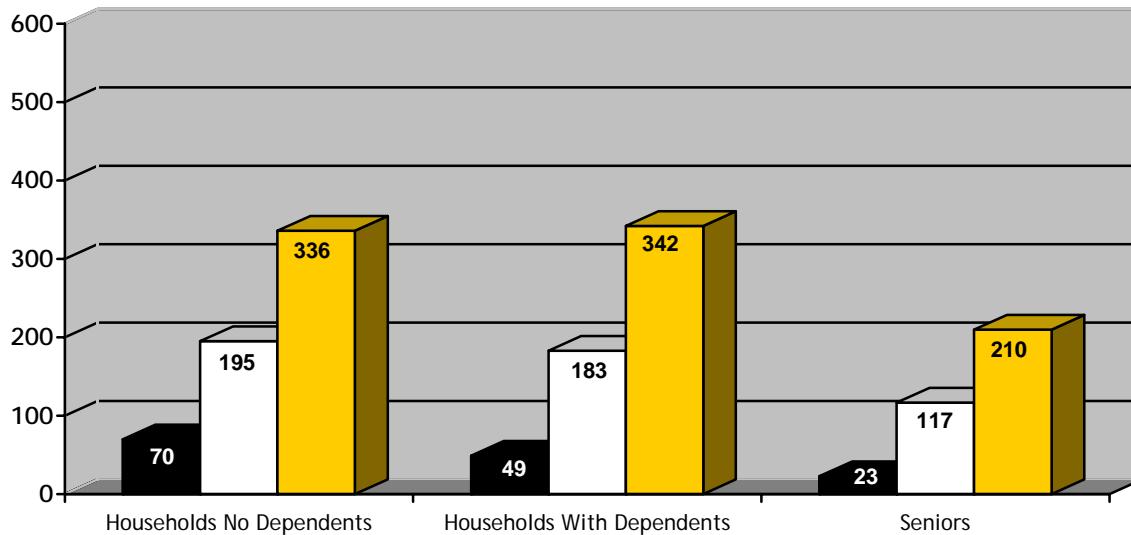
‘Active’ waiting list – on waiting list and ready to be housed

‘Inactive’ waiting list – on waiting list but cannot be housed for any number of reasons i.e. waiting for documents, haven’t heard from applicant, mail returned, no response to requests for confirmation of interest or housing offer withdrawn. Applications can be inactive for up to 24 months (five years for homeless applicants) before being cancelled.

Note: 813 total applications were received through the web for October 2009, compared to 825 received September 2009.

SUMMARY OF ACTIVITIES

Inactive Waiting List



■ Reactivated Applications □ Active Applications Inactivated ■ Inactive Applications Cancelled

Inactive Waiting List	HND	HWD	Senior	Total
Reactivated Applications	70	49	23	142
Active Applications Inactivated	195	183	117	495
Inactive Applications Cancelled	336	342	210	888
Total Inactive Applications	5,412	3,984	2,302	11,698
Total Waiting List	HND	HWD	Senior	Total
Total Waiting List as at October 31, 2009	28,571	23,649	18,331	70,551
Total Waiting List as at October 31, 2008	27,144	22,735	17,271	67,150

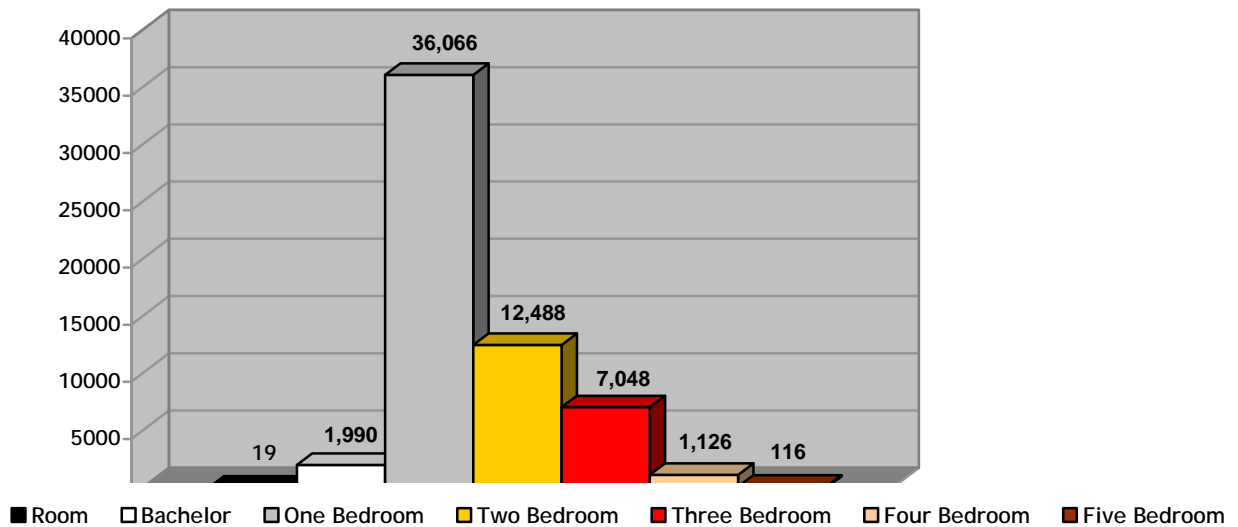
HND = Households with no dependents

HWD = Households with dependents

'Inactive' waiting list – on waiting list but cannot be housed for any number of reasons i.e. waiting for documents, haven't heard from applicant, mail returned, no response to requests for confirmation of interest or housing offer withdrawn. Applications can be inactive for up to 24 months (five years for homeless applicants) before being cancelled.

SUMMARY OF THE ACTIVE WAITING LIST DEMAND BY UNIT TYPE

Demand By Unit Type Totals



Unit Type*	HND	HWD	Senior	Total
Room	18	0	1	19
Bachelor	1,223	21	746	1,990
One Bedroom	20,143	1,079	14,844	36,066
Two Bedroom	1,475	10,629	384	12,488
Three Bedroom	261	6,742	45	7,048
Four Bedroom	32	1,085	9	1,126
Five Bedroom +	7	109	0	116
Total	23,159	19,665	16,029	58,853

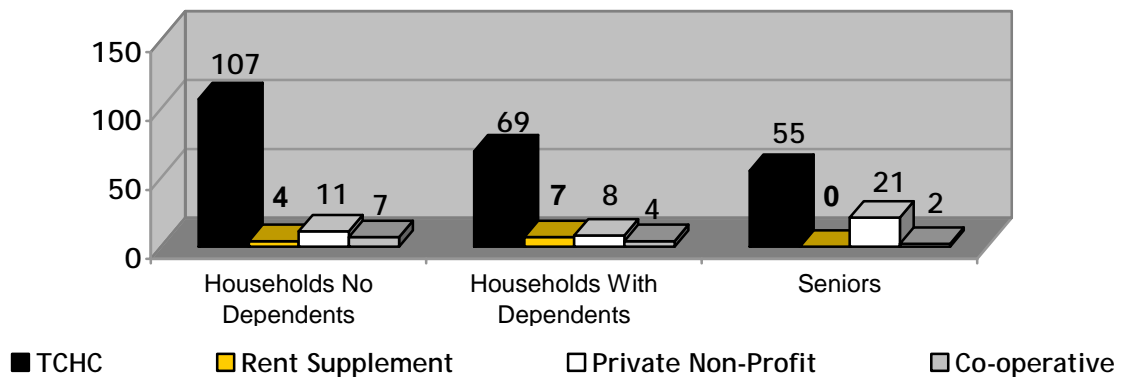
*Unit Type indicated is the largest type selected by the applicant.

	Households no Dependents	Households With Dependents	Senior	Total
Households Requesting Wheelchair Access	196	102	136	434

HND = Households with no dependents

HWD = Households with dependents

TOTAL HOUSED



TCHC	Room	Bach	1B	2B	3B	4B	5B+	Total
HND	0	51	33	17	5	1	0	107
HWD	0	1	3	32	31	1	1	69
Seniors	0	39	16	0	0	0	0	55
Total	0	91	52	49	36	2	1	231
RENT SUPPLEMENT	Room	Bach	1B	2B	3B	4B	5B+	Total
HND	0	0	3	1	0	0	0	4
HWD	0	0	0	5	2	0	0	7
Seniors	0	0	0	0	0	0	0	0
Total	0	0	3	6	2	0	0	11
PNP	Room	Bach	1B	2B	3B	4B	5B+	Total
HND	0	5	4	2	0	0	0	11
HWD	0	0	0	8	0	0	0	8
Seniors	0	5	15	1	0	0	0	21
Total	0	10	19	11	0	0	0	40
CO-OP	Room	Bach	1B	2B	3B	4B	5B+	Total
HND	0	2	3	2	0	0	0	7
HWD	0	0	0	1	2	0	1	4
Seniors	0	0	1	1	0	0	0	2
Total	0	2	4	4	2	0	1	13

HND = Households with no dependents
 HWD = Households with dependents

PNP = Private Non Profit

TOTALS HOUSED IN PRIVATE NON PROFIT AND CO-OP PROVIDERS

Providers	Room	Bach	1B	2B	3B	4B	5B +	Total
ACLI ETOBICOKE COMMUNITY HOMES			1					1
ALL SAINTS CHURCH HOMES FOR TOMORROW SOCIETY		3						3
ATKINSON HOUSING CO-OP				1			1	2
BARSA KELLY CARI-CAN CO-OPERATIVE HOMES INC			1					1
BAZAAR NON-PROFIT HOUSING CORPORATION				1				1
BRIMELL COURT CO-OPERATIVE					2			2
CENTRAL KING SENIORS RESIDENCE			1					1
CITY PARK CO-OPERATIVE APARTMENTS INC				2				2
ERNESCLIFFE NON-PROFIT HOUSING CO-OPERATIVE INC		2						2
FIEST ERDELYI HOUSE		1						1
HELLENIC HOME FOR THE AGED INC			2					2
INTERFAITH HOMES CENTENARY CORPORATION			1					1
JACK GOODLAD SENIOR CITIZEN RESIDENCES CORPORATION			1					1
KEHILLA RESIDENTIAL PROGRAMME			1	1				2
KINGSWAY-LAMBTON HOMES FOR SENIORS INC			1					1
KNIGHTS VILLAGE NON-PROFIT HOMES INC			1					1
MASARYKTOWN NON-PROFIT RESIDENCES INC				1				1
MOSHAV NOAM CO-OP			2	1				3
NEIGHBOURHOOD LINK				2				2
OPERATING ENGINEERS LOCAL 793 NON-PROFIT HOUSING				1				1
RAKOCZI VILLA NON PROFIT HOUSING CORP			1					1
SECORD AVENUE CO-OPERATIVE HOMES			1					1
ST. DAVID'S VILLAGE CORPORATION		3						3
ST. DEMETRIUS UKRANIAN DEVELOPMENT CORPORATION			2					2
ST. LAWRENCE NEIGHBOURHOOD SENIORS NON PROFIT HOUSING			1	1				2
ST. MATTHEW'S BRACONDALE HOUSE			3					3
ST. PAUL'S L'AMOREAUX CENTRE		1						1
TERRA BELLA NON PROFIT HOUSING CORPORATION				4				4
THORNCLIFFE CHAPEL HOUSING CORPORATION			1					1

Housing Connections

Providers	Room	Bach	1B	2B	3B	4B	5B +	Total
TOBIAS HOUSE OF TORONTO-CARING IN THE SPIRIT OF ST. FRANCIS		1						1
WIDWORTHY CHARITABLE FOUNDATION			2					2
TOTAL	0	11	23	15	2	0	1	52

SUMMARY OF VACANCY ACTIVITY

Provider	As of October 1, 2009	New	Cancelled	Offered	Accepted	As of October 31, 2009
TCHC	571	342	61	595	274	583
RS	40	24	1	17	11	46
PNP	75	64	38	94	40	62
CO-OP	58	25	7	40	13	63
Totals	744	455	107	746	338	754

TCHC = Toronto Community Housing Corporation
 RS = Rent Supplement
 PNP = Private Non-Profit Housing Provider
 CO-OP = Co-operative Housing Provider
 Housing Provider = Landlord or Building Owner

TOTAL NUMBER OF HOUSEHOLDS HOUSED WITH SPECIAL HOUSING REQUIREMENTS

TCHC	SPHC	Terminally III	Over Housed	Homeless	Separated Family	Youth	Supportive Housing	Special Needs	Total
HND	31	3	0	29	0	2	1	13	79
HWD	36	0	0	6	0	0	0	3	45
Seniors	6	4	0	5	0	0	2	1	18
Total	73	7	0	40	0	2	3	17	142
RENT SUPPLEMENT	SPHC	Terminally III	Over Housed	Homeless	Separated Family	Youth	Supportive Housing	Special Needs	Total
HND	2	0	0	0	0	0	0	0	2
HWD	5	0	0	0	0	0	0	0	5
Seniors	0	0	0	0	0	0	0	0	0
Total	7	0	0	0	0	0	0	0	7
PNP/CO-OP	SPHC	Terminally III	Over Housed	Homeless	Separated Family	Youth	Supportive Housing	Special Needs	Total
HND	9	1	0	4	0	0	2	3	19
HWD	8	1	0	0	0	0	0	1	10
Seniors	1	0	0	0	0	0	0	3	4
Total	18	2	0	4	0	0	2	7	33
Grand Total	98	9	0	44	0	2	5	24	182

TCHC = Toronto Community Housing Corporation
 RS = Rent Supplement
 PNP = Private Non-Profit Provider
 CO-OP = Co-operative Housing Provider

HND = Households with no dependents
 HWD = Households with dependents
 SPHC = Special Priority Housing Category