



Monthly  
Statistical  
Report

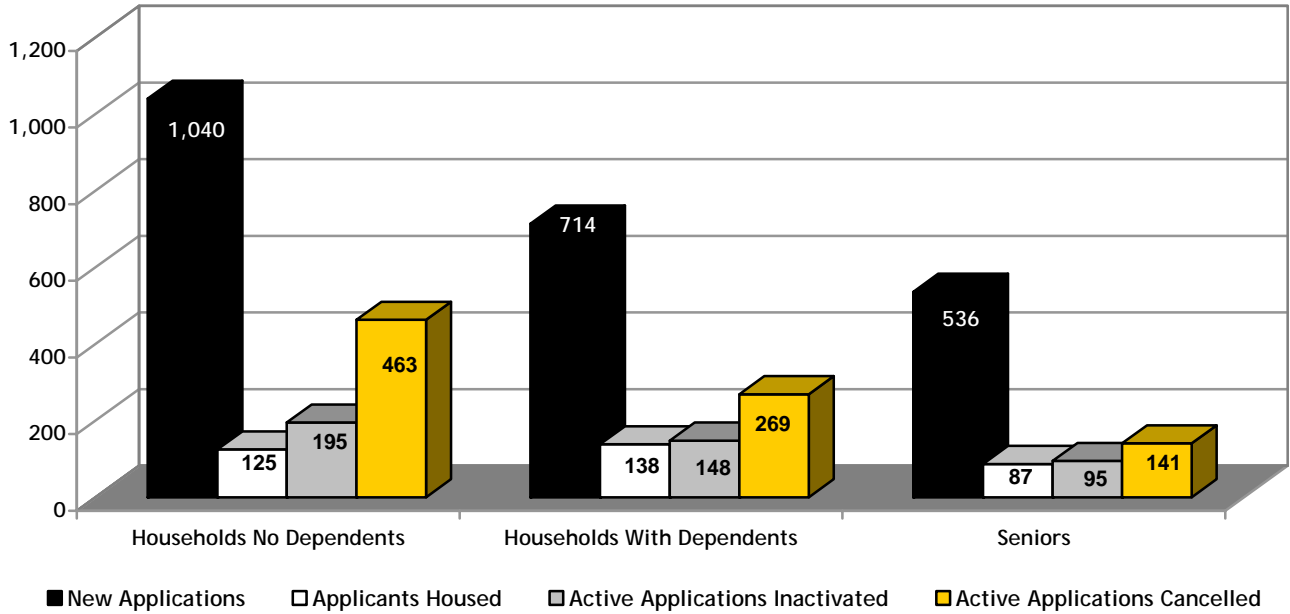
---

November 2009

**SUMMARY OF ACTIVITIES**

Total number of people on Housing Connections centralized waiting list for social housing is 133,506 as of November 30, 2009, compared to 132,725 as at October 31, 2009. The rest of the numbers in this Statistical Report refer to household applications which may have several people on their application.

**Active Waiting List**



Active Waiting List	HND	HWD	Senior	Total
New/Reactivated Applications	1,040	714	536	2,290
Applicants Housed *	125	138	87	350
Active Applications Inactivated	195	148	95	438
Active Applications Cancelled	463	269	141	873
<b>Total Active Applications</b>	<b>23,416</b>	<b>19,824</b>	<b>16,242</b>	<b>59,482</b>

\*This number includes households housed directly by providers.

HND – Households with no dependents  
 HWD – Households with dependents

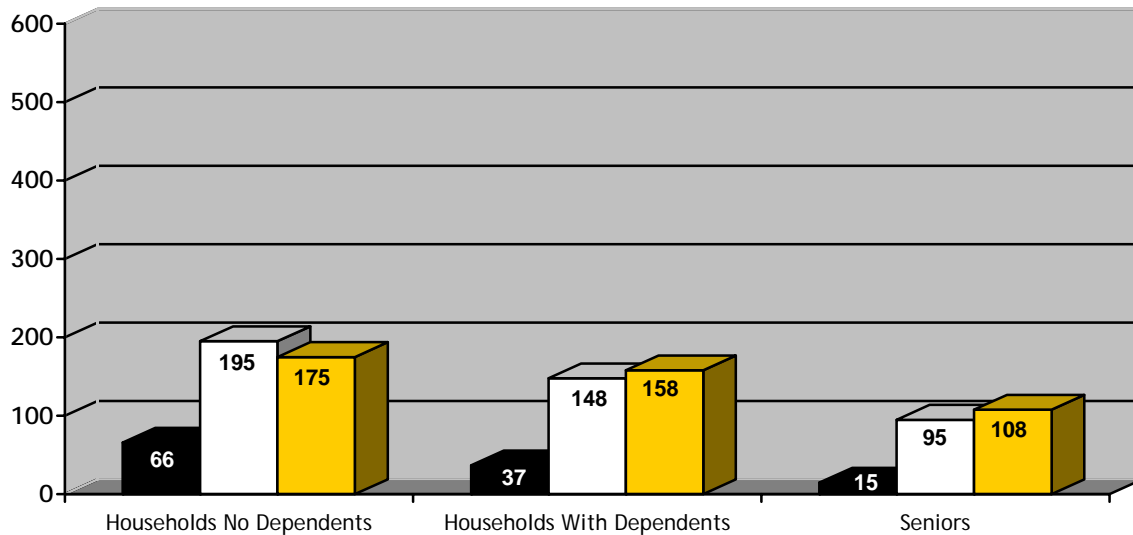
‘Active’ waiting list – on waiting list and ready to be housed

‘Inactive’ waiting list – on waiting list but cannot be housed for any number of reasons i.e. waiting for documents, haven’t heard from applicant, mail returned, no response to requests for confirmation of interest or housing offer withdrawn. Applications can be inactive for up to 24 months (five years for homeless applicants) before being cancelled.

**Note:** 842 total applications were received through the web for November 2009, compared to 813 received October 2009.

**SUMMARY OF ACTIVITIES**

Inactive Waiting List



■ Reactivated Applications □ Active Applications Inactivated ■ Inactive Applications Cancelled

Inactive Waiting List	HND	HWD	Senior	Total
Reactivated Applications	66	37	15	118
Active Applications Inactivated	195	148	95	438
Inactive Applications Cancelled	175	158	108	441
Total Inactive Applications	5,366	3,937	2,274	11,577
Total Waiting List	HND	HWD	Senior	Total
Total Waiting List as at November 30, 2009	28,782	23,761	18,516	71,059
Total Waiting List as at November 30, 2008	26,414	23,070	17,129	66,613

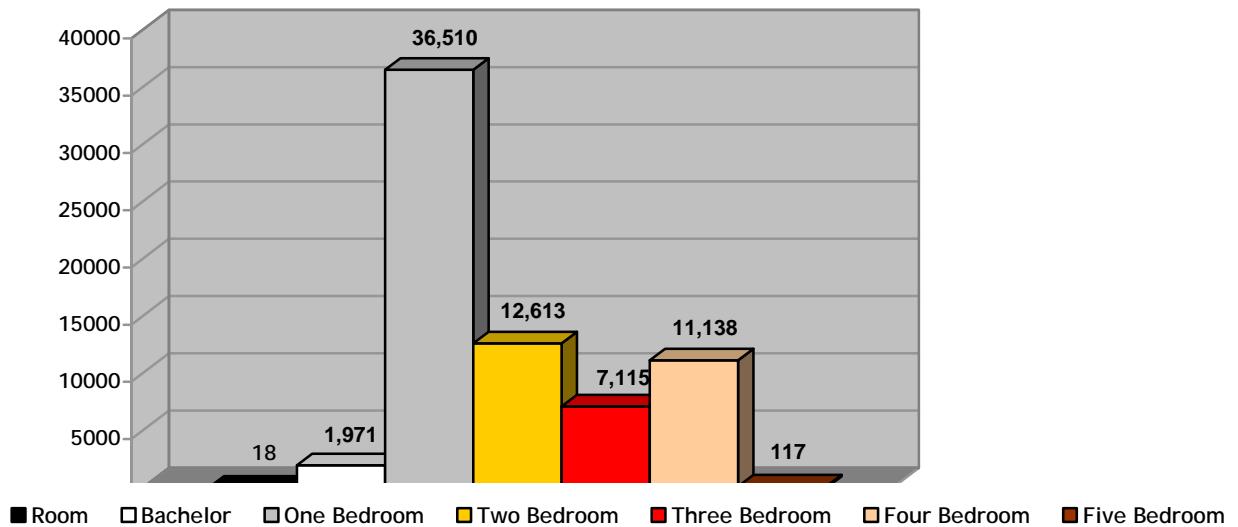
HND = Households with no dependents

HWD = Households with dependents

**'Inactive' waiting list** – on waiting list but cannot be housed for any number of reasons i.e. waiting for documents, haven't heard from applicant, mail returned, no response to requests for confirmation of interest or housing offer withdrawn. Applications can be inactive for up to 24 months (five years for homeless applicants) before being cancelled.

**SUMMARY OF THE ACTIVE WAITING LIST DEMAND BY UNIT TYPE**

Demand By Unit Type Totals



Unit Type*	HND	HWD	Senior	Total
Room	17	0	1	18
Bachelor	1,216	19	736	1,971
One Bedroom	20,379	1,068	15,063	36,510
Two Bedroom	1,507	10,717	389	12,613
Three Bedroom	257	6,813	45	7,115
Four Bedroom	33	1,097	8	1,138
Five Bedroom +	7	110	0	117
<b>Total</b>	<b>23,416</b>	<b>19,824</b>	<b>16,242</b>	<b>59,482</b>

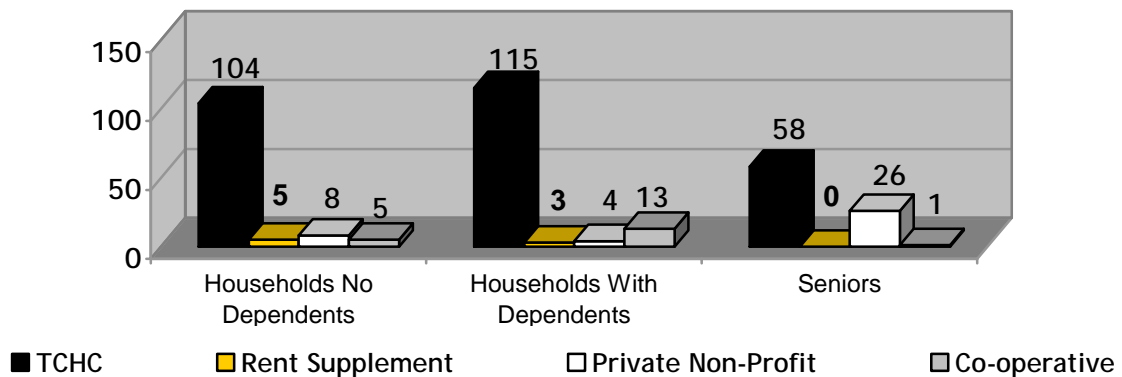
\*Unit Type indicated is the largest type selected by the applicant.

	Households no Dependents	Households With Dependents	Senior	Total
Households Requesting Wheelchair Access	200	100	138	438

HND = Households with no dependents

HWD = Households with dependents

**TOTAL HOUSED**



TCHC	Room	Bach	1B	2B	3B	4B	5B+	Total
HND	6	52	32	12	1	1	0	104
HWD	0	1	7	64	37	5	1	115
Seniors	1	40	17	0	0	0	0	58
<b>Total</b>	<b>7</b>	<b>93</b>	<b>56</b>	<b>76</b>	<b>38</b>	<b>6</b>	<b>1</b>	<b>277</b>
RENT SUPPLEMENT	Room	Bach	1B	2B	3B	4B	5B+	Total
HND	0	0	4	1	0	0	0	5
HWD	0	0	0	3	0	0	0	3
Seniors	0	0	0	0	0	0	0	0
<b>Total</b>	<b>0</b>	<b>0</b>	<b>4</b>	<b>4</b>	<b>0</b>	<b>0</b>	<b>0</b>	<b>8</b>
PNP	Room	Bach	1B	2B	3B	4B	5B+	Total
HND	0	1	4	3	0	0	0	8
HWD	0	0	0	3	1	0	0	4
Seniors	0	11	15	0	0	0	0	26
<b>Total</b>	<b>0</b>	<b>12</b>	<b>19</b>	<b>6</b>	<b>1</b>	<b>0</b>	<b>0</b>	<b>38</b>
CO-OP	Room	Bach	1B	2B	3B	4B	5B+	Total
HND	0	0	5	0	0	0	0	5
HWD	0	0	0	10	3	0	0	13
Seniors	0	1	0	0	0	0	0	1
<b>Total</b>	<b>0</b>	<b>1</b>	<b>5</b>	<b>10</b>	<b>3</b>	<b>0</b>	<b>0</b>	<b>19</b>

HND = Households with no dependents  
 HWD = Households with dependents

PNP = Private Non Profit

**TOTALS HOUSED IN PRIVATE NON PROFIT AND CO-OP PROVIDERS**

Providers	Room	Bach	1B	2B	3B	4B	5B +	Total
ARTSCAPE NON-PROFIT HOMES INCORPORATED			2					2
B'NAI BRITH CANADA			1					1
BRIMELL COURT CO-OPERATIVE					1			1
CANADIAN MACEDONIAN ASSOCIATION SENIOR CITIZEN CORP			2					2
CANRISE NON-PROFIT HOUSING INC			1					1
CENTRAL KING SENIORS RESIDENCE			1					1
CITY PARK CO-OPERATIVE APARTMENTS INC		1						1
EMMANUEL LUTHERAN MANOR VICTORIA VILLAGE			1					1
ESTONIAN RELIEF COMMITTEE NON-PROFIT RESIDENCES				1				1
FIRST ERDELYI HOUSE		1						1
GARDENVIEW CO-OPERATIVE HOMES			3	1				4
GLEN GARDENS HOUSING CO-OPERATIVE INC				1				1
GRACE COMMUNITIES CORPORATION SCARBOROUGH			2					2
HEATHERCROSS CHARITABLE FOUNDATION			1					1
HELLENIC HOME FOR THE AGED INC			2					2
HUMBERVALE CHRISTIAN OUTREACH FOUNDATION INC			1					1
JENNY GREEN CO-OPERATIVE HOMES INC				2				2
LAKESHORE GARDENS CO-OPERATIVE HOMES INC				1				1
LOYOLA ARRUPPE CORPORATION		1						1
MARKETVIEW HOUSING CO-OP				1				1
MIMICO CO-OPERATIVE HOMES INC				1				1
MOSHAV NOAM CO-OP			1					1
NUC-TUCT – LESTER B. PEARSON					1			1
RAKOCZI VILLA NON-PROFIT HOUSING CORP			1					1
ROBIN GARDNER VOCE NON-PROFIT HOMES				1				1
SECORD AVENUE CO-OPERATIVE HOMES				1				1
SPENCER AVENUE CO-OPERATIVE HOMES INCORPORATED				1				1
ST. DAVID'S VILLAGE CORPORATION		7						7
ST. MATTHEW'S BRACONDAL HOUSE			1					1
ST. PAUL'S L'AMOREAUX CENTRE		1						1
STS PETER AND PAUL UKRANIAN COMMUNITY HOMES			2					2

## Housing Connections

Providers	Room	Bach	1B	2B	3B	4B	5B +	Total
TERRACE HOUSING CO-OPERATIVE INC			1					1
THE BROTHERHOOD FOUNDATION (WEXFORD)		1						1
THE ST. MARGARET'S TOWERS INC				2				2
VILLA LUSO NON-PROFIT HOUSING CORPORATION			1					1
VILLA OTTHON NON PROFIT CORPORATION				1				1
VINCENT PAUL FAMILY HOMES CORPORATION				1				1
WIDWORTH CHARITABLE FOUNDATION		1						1
WOBURN VILLAGE CO-OP				1	2			3
<b>TOTAL</b>	<b>0</b>	<b>13</b>	<b>24</b>	<b>16</b>	<b>4</b>	<b>0</b>	<b>0</b>	<b>57</b>

## SUMMARY OF VACANCY ACTIVITY

Provider	As of November 1, 2009	New	Cancelled	Offered	Accepted	As of November 30, 2009
TCHC	583	328	52	624	294	568
RS	46	22	3	23	8	55
PNP	62	57	24	103	38	57
CO-OP	63	13	10	32	19	47
<b>Totals</b>	<b>754</b>	<b>420</b>	<b>89</b>	<b>782</b>	<b>359</b>	<b>727</b>

TCHC = Toronto Community Housing Corporation  
 RS = Rent Supplement  
 PNP = Private Non-Profit Housing Provider  
 CO-OP = Co-operative Housing Provider  
 Housing Provider = Landlord or Building Owner

**TOTAL NUMBER OF HOUSEHOLDS HOUSED WITH SPECIAL HOUSING REQUIREMENTS**

TCHC	SPHC	Terminally III	Over Housed	Homeless	Separated Family	Youth	Supportive Housing	Special Needs	Total
HND	27	5	0	32	0	0	1	8	73
HWD	62	1	0	22	0	0	0	7	92
Seniors	6	2	1	15	0	0	2	4	30
<b>Total</b>	<b>95</b>	<b>8</b>	<b>1</b>	<b>69</b>	<b>0</b>	<b>0</b>	<b>3</b>	<b>19</b>	<b>195</b>
RENT SUPPLEMENT	SPHC	Terminally III	Over Housed	Homeless	Separated Family	Youth	Supportive Housing	Special Needs	Total
HND	2	1	0	0	0	0	0	0	3
HWD	0	0	0	0	0	0	0	0	0
Seniors	0	0	0	0	0	0	0	0	0
<b>Total</b>	<b>2</b>	<b>1</b>	<b>0</b>	<b>0</b>	<b>0</b>	<b>0</b>	<b>0</b>	<b>0</b>	<b>3</b>
PNP/CO-OP	SPHC	Terminally III	Over Housed	Homeless	Separated Family	Youth	Supportive Housing	Special Needs	Total
HND	11	0	0	0	0	0	0	2	13
HWD	16	0	0	0	0	0	0	4	20
Seniors	0	3	0	3	0	0	0	3	9
<b>Total</b>	<b>27</b>	<b>3</b>	<b>0</b>	<b>3</b>	<b>0</b>	<b>0</b>	<b>0</b>	<b>9</b>	<b>42</b>
<b>Grand Total</b>	<b>124</b>	<b>12</b>	<b>1</b>	<b>72</b>	<b>0</b>	<b>0</b>	<b>3</b>	<b>28</b>	<b>240</b>

TCHC = Toronto Community Housing Corporation  
 RS = Rent Supplement  
 PNP = Private Non-Profit Provider  
 CO-OP = Co-operative Housing Provider

HND = Households with no dependents  
 HWD = Households with dependents  
 SPHC = Special Priority Housing Category