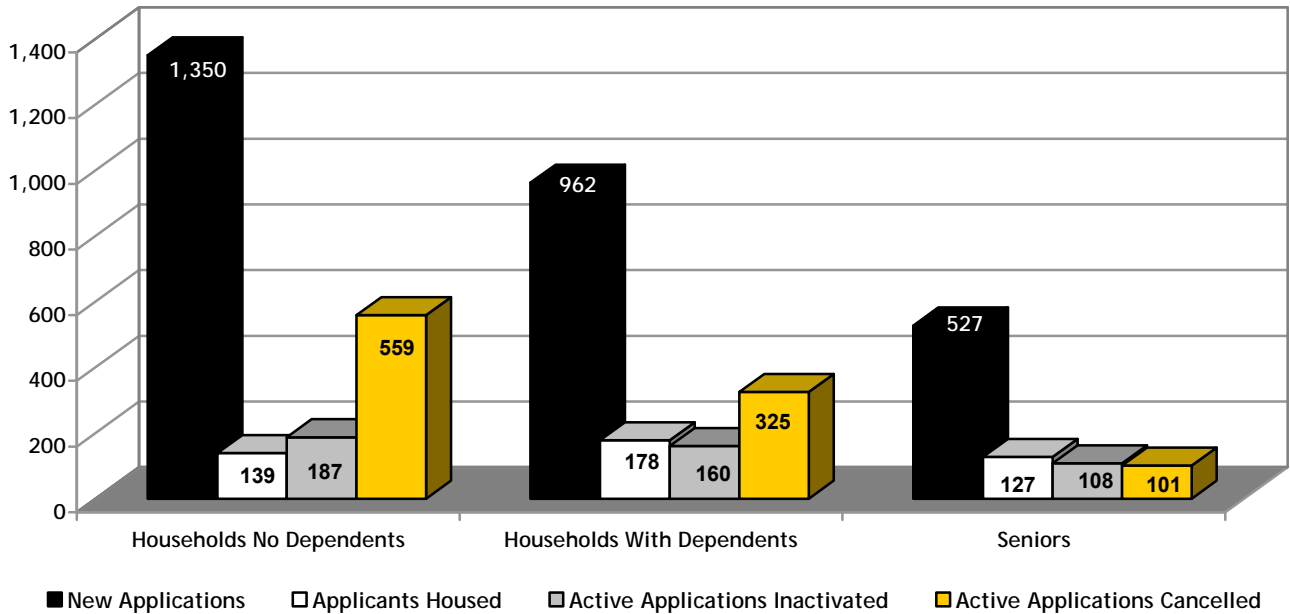

Monthly Statistical Report

March 2009

SUMMARY OF ACTIVITIES

Total number of people on Housing Connections centralized waiting list for social housing is 128,807 as of March 31, 2009, compared to 127,649 as at February 28, 2009. The rest of the numbers in this Statistical Report refer to household applications which may have several people on their application.

Active Waiting List



Active Waiting List	HND	HWD	Senior	Total
New/Reactivated Applications	1,350	962	527	2,839
Applicants Housed *	139	178	127	444
Active Applications Inactivated	187	160	108	455
Active Applications Cancelled	559	325	101	985
Total Active Applications	20,806	18,344	14,751	53,901

*This number includes households housed directly by providers.

HND – Households with no dependents

HWD – Households with dependents

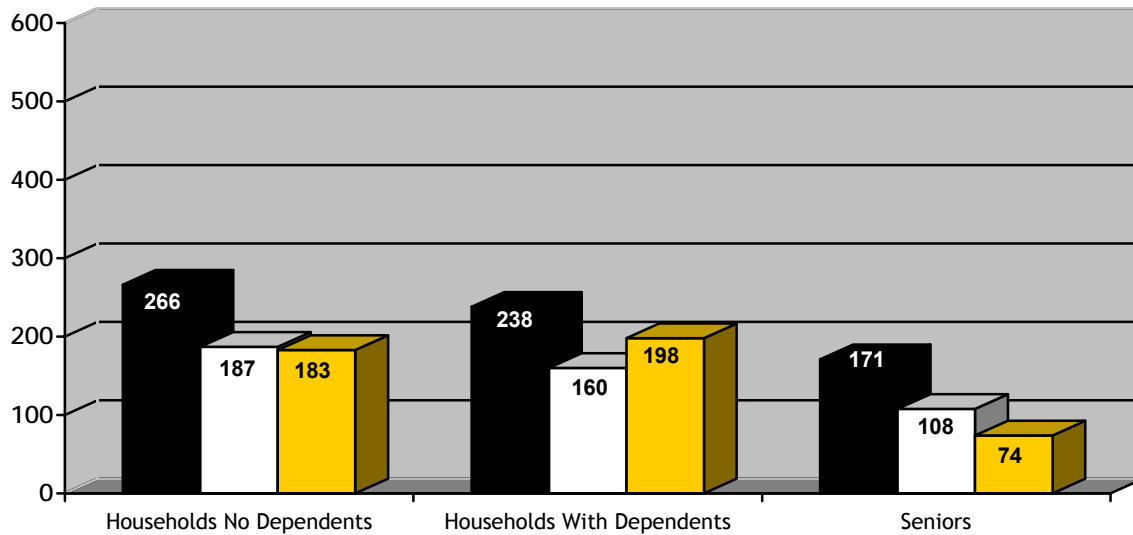
‘Active’ waiting list – on waiting list and ready to be housed

‘Inactive’ waiting list – on waiting list but cannot be housed for any number of reasons i.e. waiting for documents, haven’t heard from applicant, mail returned, no response to requests for confirmation of interest or housing offer withdrawn. Applications can be inactive for up to 24 months (five years for homeless applicants) before being cancelled.

Note: 959 total applications were received through the web for February 2009, compared to 861 received January 2009.

SUMMARY OF ACTIVITIES

Inactive Waiting List



■ Reactivated Applications □ Active Applications Inactivated ■ Inactive Applications Cancelled

Inactive Waiting List	HND	HWD	Senior	Total
Reactivated Applications	266	238	171	675
Active Applications Inactivated	187	160	108	455
Inactive Applications Cancelled	183	198	74	455
Total Inactive Applications	6,279	4,995	2,688	13,962
Total Waiting List	HND	HWD	Senior	Total
Total Waiting List as at March 31, 2009	27,085	23,339	17,439	67,863
Total Waiting List as at March 31, 2008	26,009	23,126	15,690	64,828

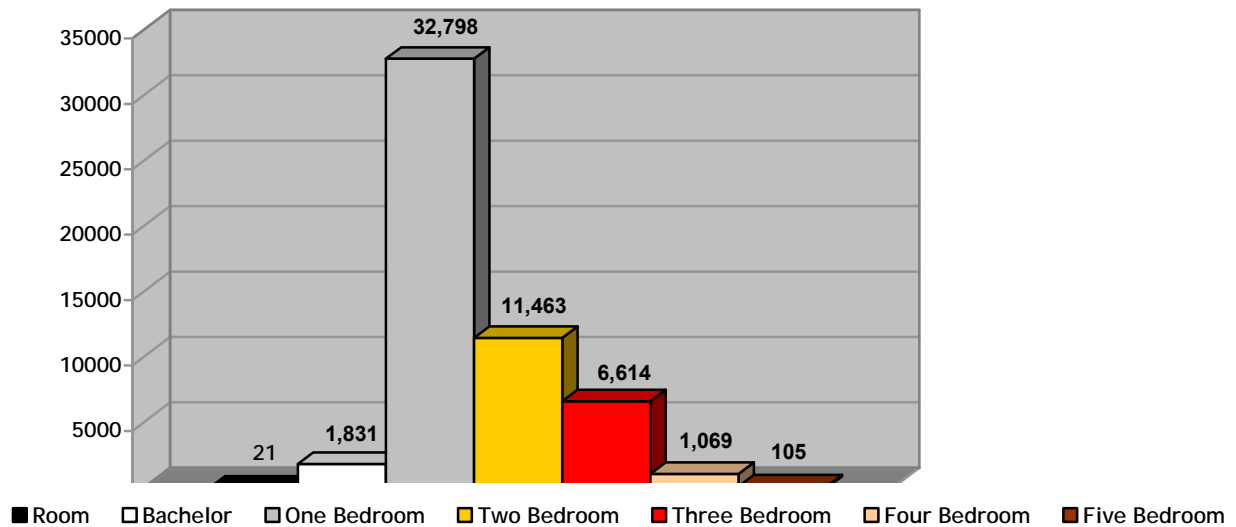
HND = Households with no dependents

HWD = Households with dependents

'Inactive' waiting list – on waiting list but cannot be housed for any number of reasons i.e. waiting for documents, haven't heard from applicant, mail returned, no response to requests for confirmation of interest or housing offer withdrawn. Applications can be inactive for up to 24 months (five years for homeless applicants) before being cancelled.

SUMMARY OF THE ACTIVE WAITING LIST DEMAND BY UNIT TYPE

Demand By Unit Type Totals



Unit Type*	HND	HWD	Senior	Total
Room	20	0	1	21
Bachelor	1,173	21	637	1,831
One Bedroom	18,029	1,040	13,729	32,798
Two Bedroom	1,338	9,763	362	11,463
Three Bedroom	214	6,382	18	6,614
Four Bedroom	25	1,040	4	1,069
Five Bedroom +	7	98	0	105
Total	20,806	18,344	14,751	53,901

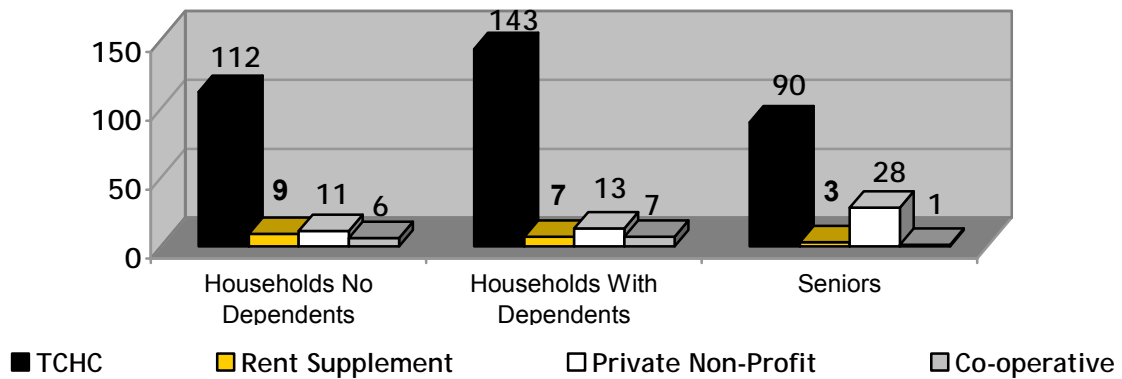
*Unit Type indicated is the largest type selected by the applicant.

	Households no Dependents	Households With Dependents	Senior	Total
Households Requesting Wheelchair Access	186	101	133	420

HND = Households with no dependents

HWD = Households with dependents

TOTAL HOUSED



TCHC	Room	Bach	1B	2B	3B	4B	5B+	Total
HND	1	36	54	17	2	2	0	112
HWD	0	3	6	73	49	10	2	143
Seniors	1	61	25	2	1	0	0	90
Total	2	100	85	92	52	12	2	345
RENT SUPPLEMENT	Room	Bach	1B	2B	3B	4B	5B+	Total
HND	0	2	5	2	0	0	0	9
HWD	0	0	0	4	2	0	1	7
Seniors	0	0	3	0	0	0	0	3
Total	0	2	8	6	2	0	1	19
PNP	Room	Bach	1B	2B	3B	4B	5B+	Total
HND	0	3	7	1	0	0	0	11
HWD	0	0	1	9	3	0	0	13
Seniors	0	11	16	1	0	0	0	28
Total	0	14	24	11	3	0	0	52
CO-OP	Room	Bach	1B	2B	3B	4B	5B+	Total
HND	0	1	4	0	1	0	0	6
HWD	0	0	0	6	1	0	0	7
Seniors	0	0	1	0	0	0	0	1
Total	0	1	5	6	2	0	0	14

HND = Households with no dependents
 HWD = Households with dependents

PNP = Private Non Profit

TOTALS HOUSED IN PRIVATE NON PROFIT AND CO-OP PROVIDERS

Providers	Room	Bach	1B	2B	3B	4B	5B +	Total
ACLI ETOBICOKE COMMUNITY HOMES			1					1
ALMISE CO-OPERATIVE HOMES INC			1					1
ALL SAINTS CHURCH HOMES FOR TOMORROW SOCIETY		1						1
ATAHUALPA CO-OPERATIVE HOMES 1987 INC				1				1
B'NAI BRITH UPPER CANADA LODGE			4					4
BRIMELL COURT CO-OPERATIVE					1			1
BROADVIEW HOUSING CO-OPERATIVE INC			1	1				2
CHORD HOUSING CO-OPERATIVE INC		1	1					2
CLINTWOOD NON-PROFIT				1				1
CANADIAN MACEDONIAN ASSOCIATION SECIOR CITIZEN CORP			1					1
CANRISE NON-PROFIT HOUSING INC			2					2
CHURCH OF THE MASTER			1					1
FIRST ERDELY HOUSE		1						1
GRACE COMMUNITIES CORP SCARBOROUGH			1					1
HARBOUR CHANNEL HOUSING CO-OPERATIVE				1				1
HELLENIC HOME FOR THE AGED INC.			2					2
HOSPITAL WORKERS' HOUSING CO-OP			1					1
JACK GOODLAD SENIORS CITIZEN RESIDENCE CORPORATION				1				1
KEHILLA RESIDENTIAL PROGRAMME				3				3
MAURICE COULTER HOUSING CO-OPERATIVE				1				1
NEIGHBOUR LINK		2		2				4
NEW FRONTIERS ABORIGINAL RESIDENTIAL CORP				1				1
NISBET LODGE (MCCLINTOCK MANOR)			1					1
NORTHMINSTER RESIDENCES OF TORONTO			1					1
OUR LADY OF VICTORY SENIOR CITIZENS RESIDENCE YORK			1					1
PERFORMING ARTS LODGE OF CANADA			1					1
OPERATING ENGINEERS LOCAL 793 NON-PROFIT HOUSING				2				2
ROBERT COOKE CO-OPERATIVE HOMES				1				1
ROBIN GARDNER VOCE NON-PROFIT HOMES				1				1
RICHVIEW BAPTIST FOUNDATION			1					1
RAKOCZI VILLA NON-PROFIT HOMES		1						1
ST CLAIR O'CONNOR COMMUNITY INC		1	2					3
ST. DAVIDS VILLAGE		6						6
TERRA BELLA NON PROFIT HOUSING CORPORATION				1				1

Housing Connections

Providers	Room	Bach	1B	2B	3B	4B	5B +	Total
THE BROTHERHOOD FOUNDATION (WEXFORD)		1	1					2
THE ST HILDA'S TOWERS INC			1					1
TOBIAS HOUSE OF TORONTO-CARING IN THE SPIRIT OF ST. FRANCIS			1					1
VILLA LUSO NON PROFIT HOUSING CORPORATION		1	1					2
VILLA OTTHON NON PROFIT CORPORATION					2			2
WOBURN VILLAGE CO-OP			1		2			3
ZAHAV CHARITABLE FOUNDATION				1				1
TOTAL	0	15	28	18	5	0	0	66

SUMMARY OF VACANCY ACTIVITY

Provider	As of March 1, 2009	New	Cancelled	Offered	Accepted	As of March 31, 2009
TCHC	688	359	87	902	369	595
RS	47	26	6	44	19	45
PNP	74	82	28	171	51	76
CO-OP	45	28	14	46	15	44
Totals	854	495	135	1,163	454	760

TCHC = Toronto Community Housing Corporation
 RS = Rent Supplement
 PNP = Private Non-Profit Housing Provider
 CO-OP = Co-operative Housing Provider
 Housing Provider = Landlord or Building Owner

TOTAL NUMBER OF HOUSEHOLDS HOUSED WITH SPECIAL HOUSING REQUIREMENTS

TCHC	SPHC	Terminally III	Over Housed	Homeless	Separated Family	Youth	Supportive Housing	Special Needs	Total
HND	30	5	0	24	1	3	1	11	75
HWD	48	3	1	23	0	1	1	15	92
Seniors	5	0	0	14	0	0	3	6	28
Total	83	8	1	61	1	4	5	32	195
RENT SUPPLEMENT	SPHC	Terminally III	Over Housed	Homeless	Separated Family	Youth	Supportive Housing	Special Needs	Total
HND	2	0	0	2	0	0	0	1	5
HWD	5	0	0	0	0	0	0	1	6
Seniors	1	0	0	0	0	0	0	1	2
Total	8	0	0	2	0	0	0	3	13
PNP/CO-OP	SPHC	Terminally III	Over Housed	Homeless	Separated Family	Youth	Supportive Housing	Special Needs	Total
HND	9	0	0	2	0	0	0	2	13
HWD	17	0	0	0	0	0	0	1	18
Seniors	3	0	0	3	0	0	0	1	7
Total	29	0	0	5	0	0	0	4	38
Grand Total	120	8	1	68	1	4	5	39	246

TCHC = Toronto Community Housing Corporation
 RS = Rent Supplement
 PNP = Private Non-Profit Provider
 CO-OP = Co-operative Housing Provider

HND = Households with no dependents
 HWD = Households with dependents
 SPHC = Special Priority Housing Category