



Monthly  
Statistical  
Report

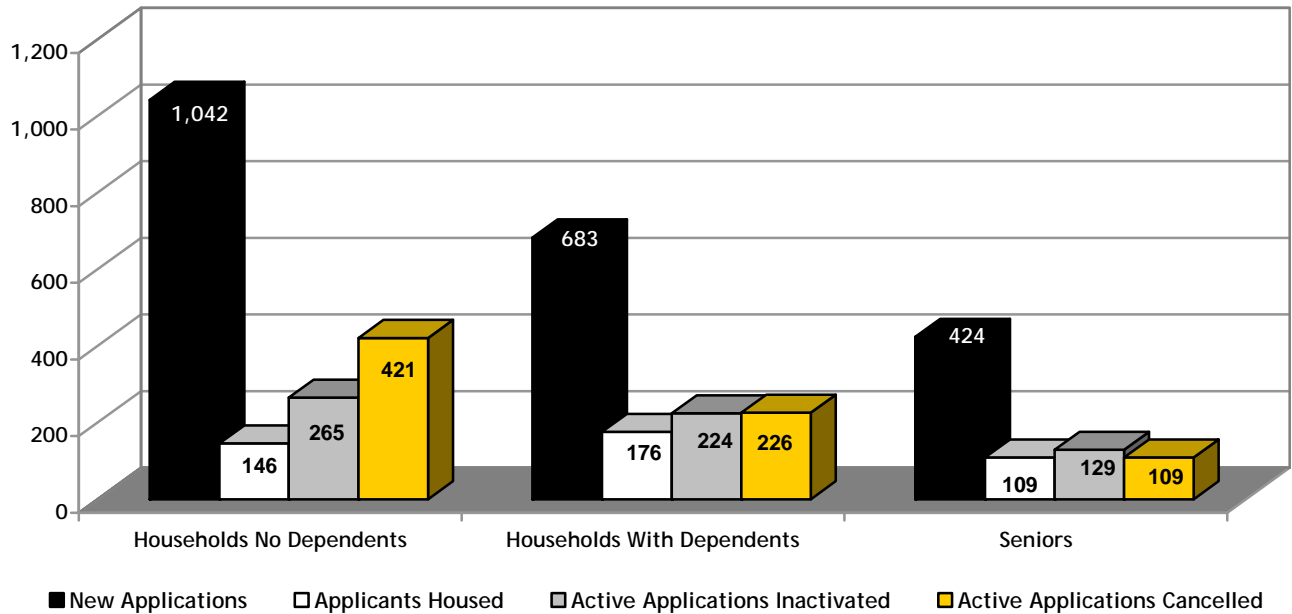
---

JANUARY 2009

**SUMMARY OF ACTIVITIES**

Total number of people on Housing Connections centralized waiting list for social housing is 127,299 as of January 31, 2009, compared to 127,009 as at December 31, 2008. The rest of the numbers in this Statistical Report refer to household applications which may have several people on their application.

**Active Waiting List**



Active Waiting List	HND	HWD	Senior	Total
New/Reactivated Applications	1,042	683	424	2,149
Applicants Housed *	146	176	109	431
Active Applications Inactivated	265	224	129	618
Active Applications Cancelled	421	226	109	756
<b>Total Active Applications</b>	<b>20,155</b>	<b>17,919</b>	<b>14,527</b>	<b>52,601</b>

\*This number includes households housed directly by providers.

HND – Households with no dependents  
 HWD – Households with dependents

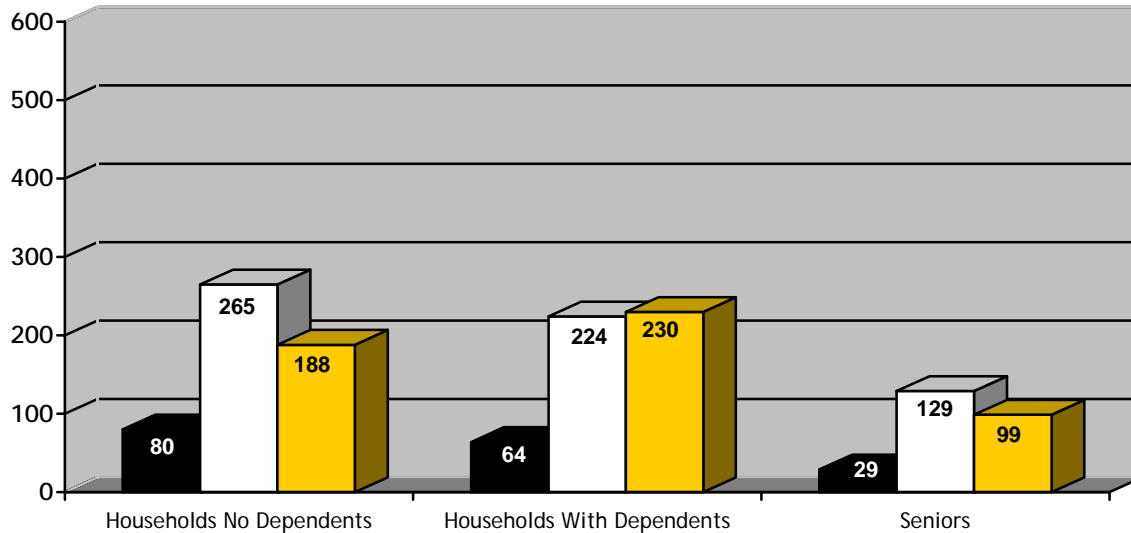
‘Active’ waiting list – on waiting list and ready to be housed

‘Inactive’ waiting list – on waiting list but cannot be housed for any number of reasons i.e. waiting for documents, haven’t heard from applicant, mail returned, no response to requests for confirmation of interest or housing offer withdrawn. Applications can be inactive for up to 24 months (five years for homeless applicants) before being cancelled.

**Note:** 905 total applications were received through the web for January 2009, compared to 614 received December 2008.

**SUMMARY OF ACTIVITIES**

Inactive Waiting List



■ Reactivated Applications □ Active Applications Inactivated ■ Inactive Applications Cancelled

Inactive Waiting List	HND	HWD	Senior	Total
Reactivated Applications	80	64	29	173
Active Applications Inactivated	265	224	129	618
Inactive Applications Cancelled	188	230	99	517
Total Inactive Applications	6,399	5,204	2,668	14,271
Total Waiting List	HND	HWD	Senior	Total
Total Waiting List as at January 31, 2009	26,554	23,123	17,195	66,872
Total Waiting List as at January 31, 2008 (this total includes 3 applications received through the web that have not been assigned a household type)	26,888	22,900	16,623	66,411

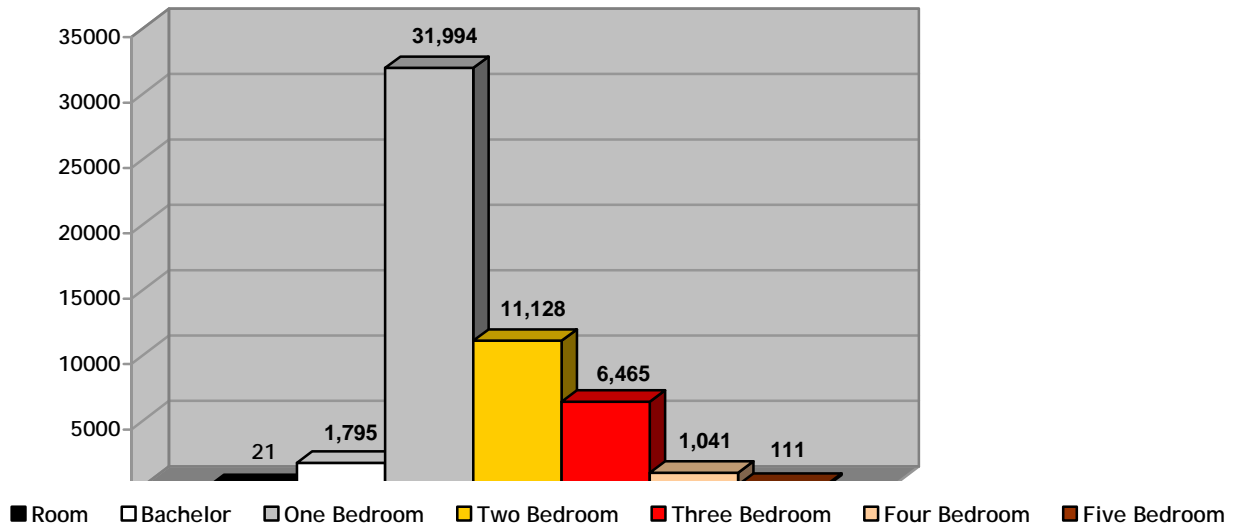
HND = Households with no dependents

HWD = Households with dependents

**'Inactive' waiting list** – on waiting list but cannot be housed for any number of reasons i.e. waiting for documents, haven't heard from applicant, mail returned, no response to requests for confirmation of interest or housing offer withdrawn. Applications can be inactive for up to 24 months (five years for homeless applicants) before being cancelled.

**SUMMARY OF THE ACTIVE WAITING LIST DEMAND BY UNIT TYPE**

Demand By Unit Type Totals



Unit Type*	HND	HWD	Senior	Total
Room	19	0	2	21
Bachelor	1,148	23	624	1,795
One Bedroom	17,451	1,031	13,512	31,994
Two Bedroom	1,295	9,476	357	11,128
Three Bedroom	193	6,259	13	6,465
Four Bedroom	26	1,012	3	1,041
Five Bedroom	5	106	0	111
<b>Total</b>	<b>20,137</b>	<b>17,907</b>	<b>14,511</b>	<b>52,555</b>

\*Unit Type indicated is the largest type selected by the applicant.

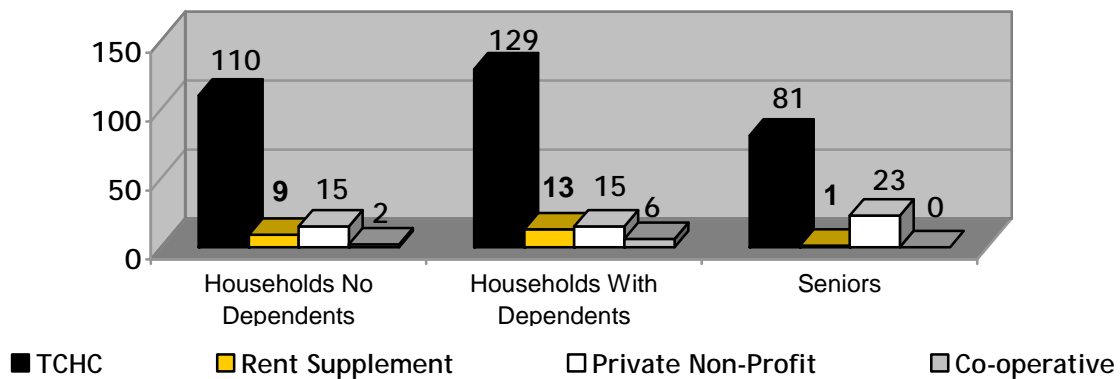
	Households no Dependents	Households With Dependents	Senior	Total
Households Requesting Wheelchair Access	181	103	134	418

HND = Households with no dependents

HWD = Households with dependents

## Housing Connections

### TOTAL HOUSED



TCHC	Room	Bach	1B	2B	3B	4B	5B+	Total
HND	2	54	42	12	0	0	0	110
HWD	0	0	5	71	39	11	3	129
Seniors	0	46	33	2	0	0	0	81
<b>Total</b>	<b>2</b>	<b>100</b>	<b>80</b>	<b>85</b>	<b>39</b>	<b>11</b>	<b>3</b>	<b>320</b>
RENT SUPPLEMENT	Room	Bach	1B	2B	3B	4B	5B+	Total
HND	0	2	6	1	0	0	0	9
HWD	0	0	0	11	2	0	0	13
Seniors	0	0	1	0	0	0	0	1
<b>Total</b>	<b>0</b>	<b>2</b>	<b>7</b>	<b>12</b>	<b>2</b>	<b>0</b>	<b>0</b>	<b>23</b>
PNP	Room	Bach	1B	2B	3B	4B	5B+	Total
HND	0	8	7	0	0	0	0	15
HWD	0	0	1	12	2	0	0	15
Seniors	0	4	19	0	0	0	0	23
<b>Total</b>	<b>0</b>	<b>12</b>	<b>27</b>	<b>12</b>	<b>2</b>	<b>0</b>	<b>0</b>	<b>53</b>
CO-OP	Room	Bach	1B	2B	3B	4B	5B+	Total
HND	0	0	1	1	0	0	0	2
HWD	0	0	0	6	0	0	0	6
Seniors	0	0	0	0	0	0	0	0
<b>Total</b>	<b>0</b>	<b>0</b>	<b>1</b>	<b>7</b>	<b>0</b>	<b>0</b>	<b>0</b>	<b>8</b>

HND = Households with no dependents  
HWD = Households with dependents

PNP = Private Non Profit

**TOTALS HOUSED IN PRIVATE NON PROFIT AND CO-OP PROVIDERS**

Providers	Room	Bach	1B	2B	3B	4B	5B +	Total
ACLI ETOBICOKE COMMUNITY HOMES			3					3
ALDEBRAIN ATTENDANT CARE SERVICES				2				2
ARTSCAPE NON-PROFIT HOMES INCORPORATED		8		5	1			14
BAZAAR NON-PROFIT HOUSING CORPORATION				1				1
BLUE DANUBE HOUSING DEVELOPMENT ONT INC			3					3
B'NAI BRITH CANADA			1					1
BONAR-PARKDALE SENIOR CITIZENS NON- PROFIT HOUSING			2					2
CANRISE NON-PROFIT HOUSING INC			2					2
CASA ABRUZZO BENEVOLENT CORPORATION			1					1
CENTRAL KING SENIORS RESIDENCE			1					1
CLINTWOOD NON-PROFIT HOUSING CO- OPERATIVE				1				1
ERNESCLIFFE NON-PROFIT HOUSING CO- OPERATIVE INC			1					1
ESTONIAN RELIEF COMMITTEE NON-PROFIT RESIDENCES				1				1
GRACE COMMUNITIES CORPORATION SCARBOROUGH			2					2
HARMONY CO-OPERATIVE HOMES INC				1				1
HOSPITAL WORKERS' HOUSING CO-OP				1				1
JACK GOODLAD SENIOR CITIZEN RESIDENCES CORPORATION			1					1
JENNY GREEN CO-OPERATIVE HOMES INC				1				1
LOYOLA ARRUPPE CORPORATION			1					1
MAPLE LEAF DRIVE SENIORS NON-PROFIT RESIDENTIAL CORP.			1					1
MIMICO CO-OPERATIVE HOMES INC				2				2
NEIGHBOURHOOD LINK			1					1
RAKOCZI VILLA NON PROFIT HOUSING CORP		2						2
RICHVIEW BAPTIST FOUNDATION			1					1
SECORD AVENUE CO-OPERATIVE HOMES				1				1
ST. LAWRENCE NEIGHBOURHOOD SENIORS NON PROFIT HOUSING			1					1
ST. MATTHEW'S BRACONDAL HOUSE			1					1
STS PETER AND PAUL UKRANIAN COMMUNITY HOMES			1					1
TAHANAN NON-PROFIT HOMES			1					1

## Housing Connections

Providers	Room	Bach	1B	2B	3B	4B	5B +	Total
TERRA BELLA NON PROFIT HOUSING CORPORATION				1				1
THE BROTHERHOOD FOUNDATION (WEXFORD)		2						2
THE ST. MARGARET'S TOWERS INC				1				1
VILLA LUSO NON PROFIT HOUSING CORPORATION			2					2
WIGWAMEN INCORPORATED				1				1
YEE HONG CHINESE EVERGREEN NON-PROFIT HOMES CORP			1		1			2
<b>TOTAL</b>	<b>0</b>	<b>12</b>	<b>28</b>	<b>19</b>	<b>2</b>	<b>0</b>	<b>0</b>	<b>61</b>

## SUMMARY OF VACANCY ACTIVITY

Provider	As of January 1, 2009	New	Cancelled	Offered	Accepted	As of January 31, 2009
TCHC	767	483	104	1,043	373	764
RS	47	29	3	56	23	49
PNP	89	69	22	154	53	83
CO-OP	57	10	6	30	8	53
<b>Totals</b>	<b>960</b>	<b>591</b>	<b>135</b>	<b>1,283</b>	<b>457</b>	<b>949</b>

TCHC = Toronto Community Housing Corporation

RS = Rent Supplement

PNP = Private Non-Profit Housing Provider

CO-OP = Co-operative Housing Provider

Housing Provider = Landlord or Building Owner

**TOTAL NUMBER OF HOUSEHOLDS HOUSED WITH SPECIAL HOUSING REQUIREMENTS**

TCHC	SPHC	Terminally III	Over Housed	Homeless	Separated Family	Youth	Supportive Housing	Special Needs	Total
HND	24	1	0	16	0	1	2	12	56
HWD	44	2	0	27	0	1	0	6	80
Seniors	11	2	0	11	0	0	3	7	34
<b>Total</b>	<b>79</b>	<b>5</b>	<b>0</b>	<b>54</b>	<b>0</b>	<b>2</b>	<b>5</b>	<b>25</b>	<b>170</b>
RENT SUPPLEMENT	SPHC	Terminally III	Over Housed	Homeless	Separated Family	Youth	Supportive Housing	Special Needs	Total
HND	4	0	0	1	0	0	0	0	5
HWD	7	0	0	2	0	0	0	0	9
Seniors	1	0	0	0	0	0	0	0	1
<b>Total</b>	<b>12</b>	<b>0</b>	<b>0</b>	<b>3</b>	<b>0</b>	<b>0</b>	<b>0</b>	<b>0</b>	<b>15</b>
PNP/CO-OP	SPHC	Terminally III	Over Housed	Homeless	Separated Family	Youth	Supportive Housing	Special Needs	Total
HND	9	0	0	2	0	0	0	2	13
HWD	13	0	0	2	0	0	0	2	17
Seniors	0	2	0	1	0	0	2	3	8
<b>Total</b>	<b>22</b>	<b>2</b>	<b>0</b>	<b>5</b>	<b>0</b>	<b>0</b>	<b>2</b>	<b>7</b>	<b>38</b>
<b>Grand Total</b>	<b>113</b>	<b>7</b>	<b>0</b>	<b>62</b>	<b>0</b>	<b>2</b>	<b>7</b>	<b>32</b>	<b>223</b>

TCHC = Toronto Community Housing Corporation  
 RS = Rent Supplement  
 PNP = Private Non-Profit Provider  
 CO-OP = Co-operative Housing Provider

HND = Households with no dependents  
 HWD = Households with dependents  
 SPHC = Special Priority Housing Category