



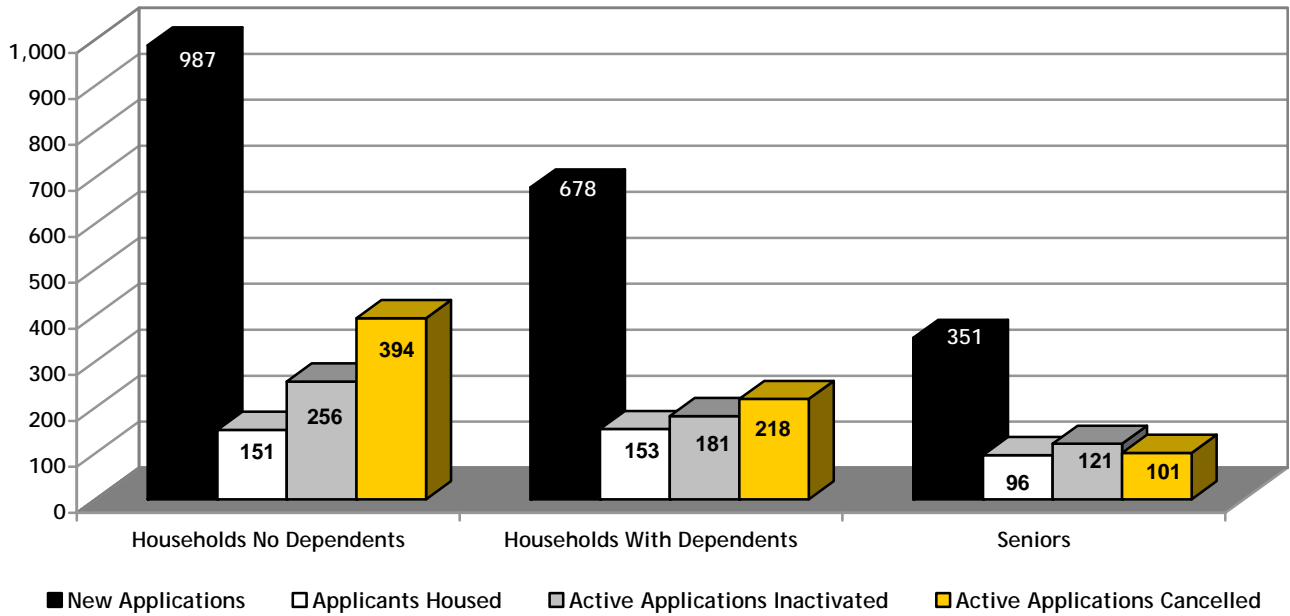
Monthly
Statistical
Report

FEBRUARY 2009

SUMMARY OF ACTIVITIES

Total number of people on Housing Connections centralized waiting list for social housing is 127,649 as of February 28, 2009, compared to 127,299 as at January 31, 2009. The rest of the numbers in this Statistical Report refer to household applications which may have several people on their application.

Active Waiting List



Active Waiting List	HND	HWD	Senior	Total
New/Reactivated Applications	987	678	351	2,016
Applicants Housed *	151	153	96	400
Active Applications Inactivated	256	181	121	558
Active Applications Cancelled	394	218	101	713
Total Active Applications	20,341	18,045	14,560	52,946

*This number includes households housed directly by providers.

HND – Households with no dependents

HWD – Households with dependents

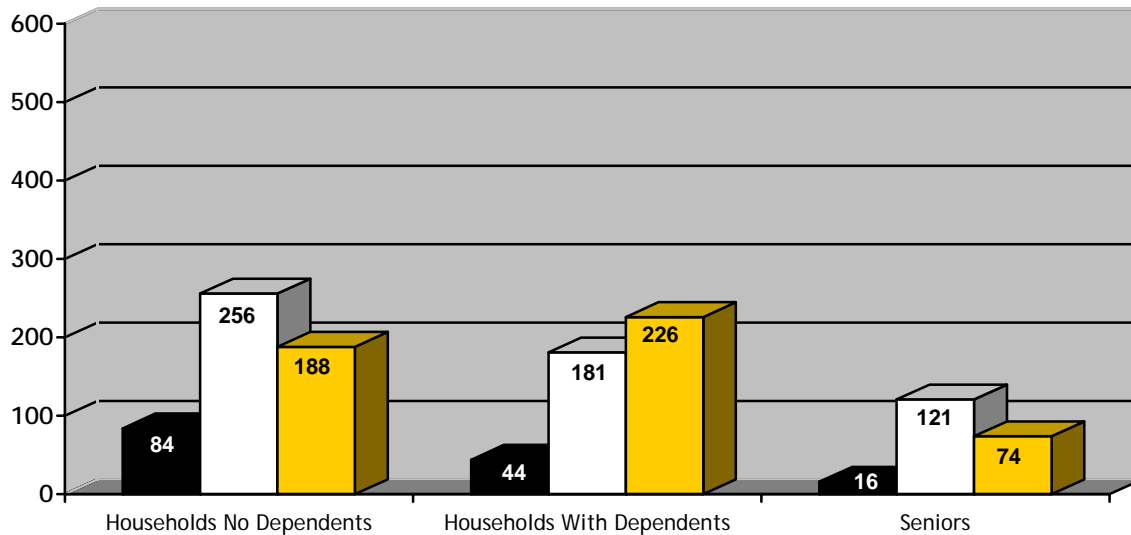
‘Active’ waiting list – on waiting list and ready to be housed

‘Inactive’ waiting list – on waiting list but cannot be housed for any number of reasons i.e. waiting for documents, haven’t heard from applicant, mail returned, no response to requests for confirmation of interest or housing offer withdrawn. Applications can be inactive for up to 24 months (five years for homeless applicants) before being cancelled.

Note: 861 total applications were received through the web for February 2009, compared to 905 received January 2009.

SUMMARY OF ACTIVITIES

Inactive Waiting List



■ Reactivated Applications □ Active Applications Inactivated ■ Inactive Applications Cancelled

Inactive Waiting List	HND	HWD	Senior	Total
Reactivated Applications	84	44	16	144
Active Applications Inactivated	256	181	121	558
Inactive Applications Cancelled	188	226	74	488
Total Inactive Applications	6,383	5,115	2,699	14,197
Total Waiting List	HND	HWD	Senior	Total
Total Waiting List as at February 28, 2009	26,724	23,160	17,259	67,143
Total Waiting List as at February 29, 2008	27,208	23,080	16,694	66,982

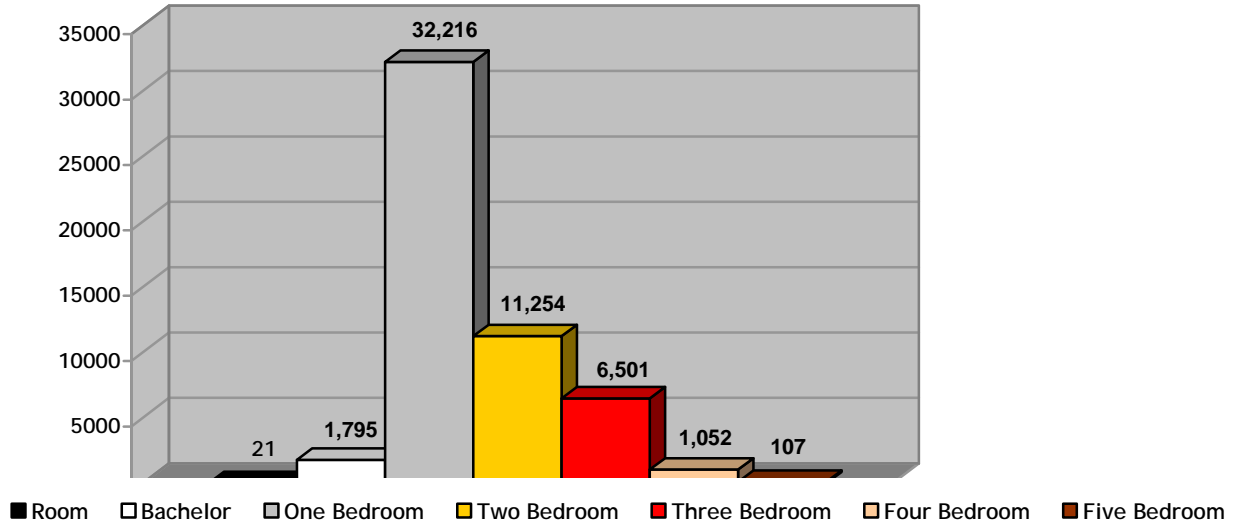
HND = Households with no dependents

HWD = Households with dependents

'Inactive' waiting list – on waiting list but cannot be housed for any number of reasons i.e. waiting for documents, haven't heard from applicant, mail returned, no response to requests for confirmation of interest or housing offer withdrawn. Applications can be inactive for up to 24 months (five years for homeless applicants) before being cancelled.

SUMMARY OF THE ACTIVE WAITING LIST DEMAND BY UNIT TYPE

Demand By Unit Type Totals



Unit Type*	HND	HWD	Senior	Total
Room	19	0	2	21
Bachelor	1,147	24	624	1,795
One Bedroom	17,630	1,030	13,556	32,216
Two Bedroom	1,315	9,581	358	11,254
Three Bedroom	199	6,286	16	6,501
Four Bedroom	26	1,022	4	1,052
Five Bedroom	5	102	0	107
Total	20,341	18,045	14,560	52,946

*Unit Type indicated is the largest type selected by the applicant.

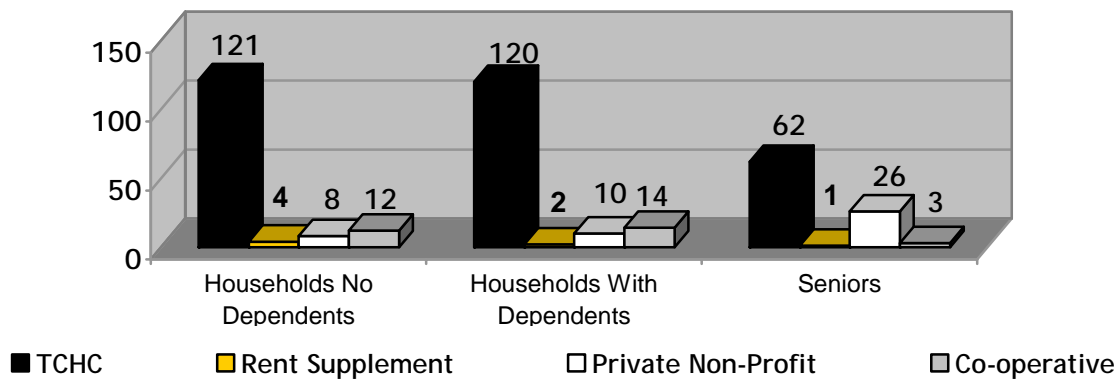
	Households no Dependents	Households With Dependents	Senior	Total
Households Requesting Wheelchair Access	183	100	131	414

HND = Households with no dependents

HWD = Households with dependents

Housing Connections

TOTAL HOUSED



TCHC	Room	Bach	1B	2B	3B	4B	5B+	Total
HND	4	51	56	8	2	0	0	121
HWD	1	1	3	54	45	11	5	120
Seniors	0	41	21	0	0	0	0	62
Total	5	93	80	62	47	11	5	303
RENT SUPPLEMENT	Room	Bach	1B	2B	3B	4B	5B+	Total
HND	0	0	3	1	0	0	0	4
HWD	0	0	0	2	0	0	0	2
Seniors	0	0	1	0	0	0	0	1
Total	0	0	4	3	0	0	0	7
PNP	Room	Bach	1B	2B	3B	4B	5B+	Total
HND	0	3	4	1	0	0	0	8
HWD	0	0	0	8	2	0	0	10
Seniors	0	4	20	2	0	0	0	26
Total	0	7	24	11	2	0	0	44
CO-OP	Room	Bach	1B	2B	3B	4B	5B+	Total
HND	0	2	10	0	0	0	0	12
HWD	0	0	0	10	4	0	0	14
Seniors	0	1	2	0	0	0	0	3
Total	0	3	12	10	4	0	0	29

HND = Households with no dependents
HWD = Households with dependents

PNP = Private Non Profit

TOTALS HOUSED IN PRIVATE NON PROFIT AND CO-OP PROVIDERS

Providers	Room	Bach	1B	2B	3B	4B	5B +	Total
ACLI ETOBICOKE COMMUNITY HOMES			1					1
AKWA HONSTA NON-PROFIT ABORIGINAL HOMES INC.		1						1
ALL SAINTS CHURCH HOMES FOR TOMORROW SOCIETY		1						1
ARTSCAPE NON-PROFIT HOMES INCORPORATED				1				1
ATAHUALPA CO-OPERATIVE HOMES 1987 INC.				1				1
BELLAMY HOUSING CO-OPERATIVE INC.				2				2
BLACK CREEK CO-OPERATIVE HOMES INC.				2				2
B'NAI BRITH CANADA			1	1				2
BONAR-PARKDALE SENIOR CITIZENS NON-PROFIT HOUSING			2					2
BROADVIEW HOUSING CO-OPERATIVE INC.				1				1
CANRISE NON-PROFIT HOUSING INC			1					1
CENTRAL KING SENIORS RESIDENCE			1					1
CITY PARK CO-OPERATIVE APARTMENTS INC.		3	9					12
HELLENIC HOME FOR THE AGED INC.			4					4
KEHILLA RESIDENTIAL PROGRAMME			1	2				3
LAKESHORE GARDENS CO-OPERATIVE HOMES INC.			1	1				2
LAS FLORES NON-PROFIT				1				1
MAPLE LEAF DRIVE SENIORS NON-PROFIT RESIDENTIAL CORP.			1					1
MARGARET LAURENCE HOUSING CO-OPERATIVE			1					1
MASARYKTOWN NON-PROFIT RESIDENCES INC.			1	3				4
MAURICE COULTER HOUSING CO-OPERATIVE				1				1
MIMICO CO-OPERATIVE HOMES INC.				1				1
NEIGHBOURHOOD LINK			1					1
NISBET LODGE (MCCLINTOCK MANOR)			2					2
NUC-TUCT (LESTER B. PEARSON)					1			1
OPERATING ENGINEERS LOCAL 793 NON-PROFIT HOUSING				2				2
ROBERT COOKE CO-OPERATIVE HOMES				1				1
ST. LAWRENCE NEIGHBOURHOOD SENIORS NON PROFIT HOUSING			2					2
ST. PAUL'S L'AMOREAUX CENTRE		2						2
TERRA BELLA NON PROFIT HOUSING CORPORATION				1				1
THE BROTHERHOOD FOUNDATION (WEXFORD)		1						1

Housing Connections

Providers	Room	Bach	1B	2B	3B	4B	5B +	Total
THE ST. MARGARET'S TOWERS INC			1					1
THORNCLIFFE CHAPEL HOUSING CORPORATION			1					1
TOBIAS HOUSE OF TORONTO-CARING IN THE SPIRIT OF ST. FRANCIS		1	2					3
VILLA LUSO NON PROFIT HOUSING CORPORATION		1						1
VILLA OTTHON NON PROFIT CORPORATION			1		1			2
WESTMINSTER COURT SENIOR CITIZENS HOUSING CORP			1					1
WILLMAR EIGHT HOUSING CO-OP					1			1
WOBURN VILLAGE CO-OP			1		3			4
TOTAL	0	10	36	21	6	0	0	73

SUMMARY OF VACANCY ACTIVITY

Provider	As of February 1, 2009	New	Cancelled	Offered	Accepted	As of February 28, 2009
TCHC	764	292	84	780	289	688
RS	49	9	3	27	7	47
PNP	83	65	30	115	44	74
CO-OP	53	42	21	39	29	45
Totals	949	408	138	961	369	854

TCHC = Toronto Community Housing Corporation

RS = Rent Supplement

PNP = Private Non-Profit Housing Provider

CO-OP = Co-operative Housing Provider

Housing Provider = Landlord or Building Owner

TOTAL NUMBER OF HOUSEHOLDS HOUSED WITH SPECIAL HOUSING REQUIREMENTS

TCHC	SPHC	Terminally III	Over Housed	Homeless	Separated Family	Youth	Supportive Housing	Special Needs	Total
HND	27	4	0	29	1	1	3	15	80
HWD	34	0	0	11	0	2	0	8	55
Seniors	2	3	0	10	0	0	2	3	20
Total	63	7	0	50	1	3	5	26	155
RENT SUPPLEMENT	SPHC	Terminally III	Over Housed	Homeless	Separated Family	Youth	Supportive Housing	Special Needs	Total
HND	1	0	0	0	0	0	0	0	1
HWD	1	0	0	0	0	0	0	0	1
Seniors	0	0	0	0	0	0	0	0	0
Total	2	0	0	0	0	0	0	0	2
PNP/CO-OP	SPHC	Terminally III	Over Housed	Homeless	Separated Family	Youth	Supportive Housing	Special Needs	Total
HND	6	1	0	2	0	0	0	2	11
HWD	20	0	0	3	0	0	0	3	26
Seniors	2	0	0	2	0	0	2	1	7
Total	28	1	0	7	0	0	2	6	44
Grand Total	93	8	0	57	1	3	7	32	201

TCHC = Toronto Community Housing Corporation
 RS = Rent Supplement
 PNP = Private Non-Profit Provider
 CO-OP = Co-operative Housing Provider

HND = Households with no dependents
 HWD = Households with dependents
 SPHC = Special Priority Housing Category