



Monthly  
Statistical  
Report

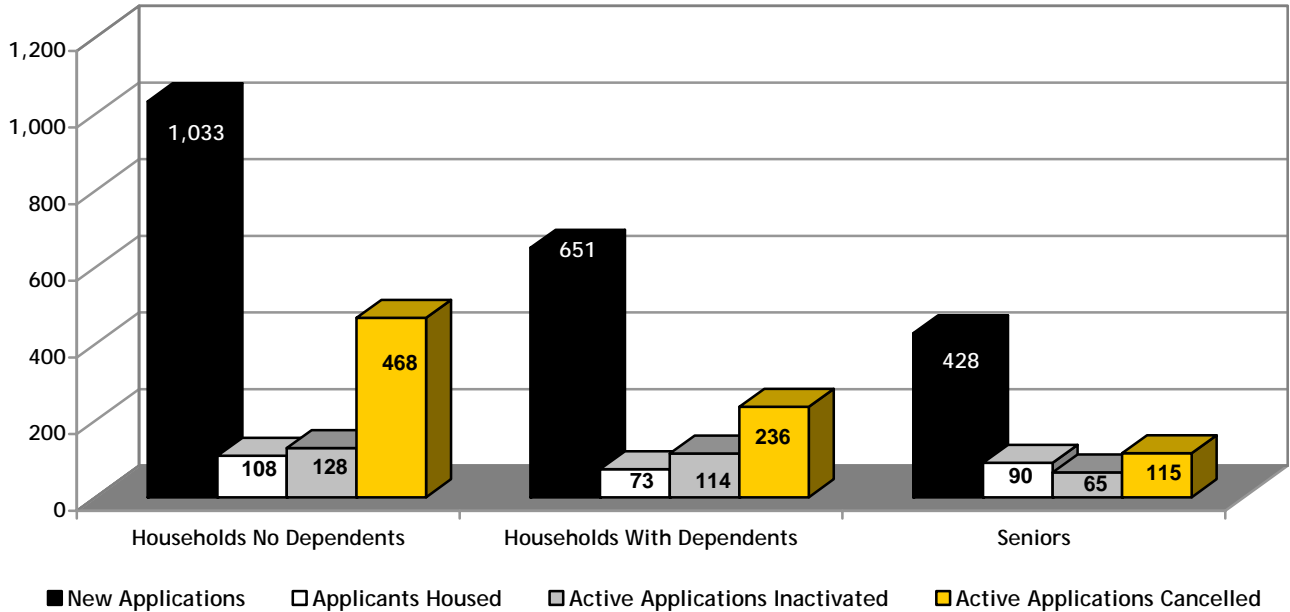
---

December 2009

**SUMMARY OF ACTIVITIES**

Total number of people on Housing Connections centralized waiting list for social housing is 134,176 as of December 31, 2009, compared to 133,506 as at November 30, 2009. The rest of the numbers in this Statistical Report refer to household applications which may have several people on their application.

**Active Waiting List**



Active Waiting List	HND	HWD	Senior	Total
New/Reactivated Applications	1,033	651	428	2,112
Applicants Housed *	108	73	90	271
Active Applications Inactivated	128	114	65	307
Active Applications Cancelled	468	236	115	819
<b>Total Active Applications</b>	<b>23,745</b>	<b>20,052</b>	<b>16,400</b>	<b>60,197</b>

\*This number includes households housed directly by providers.

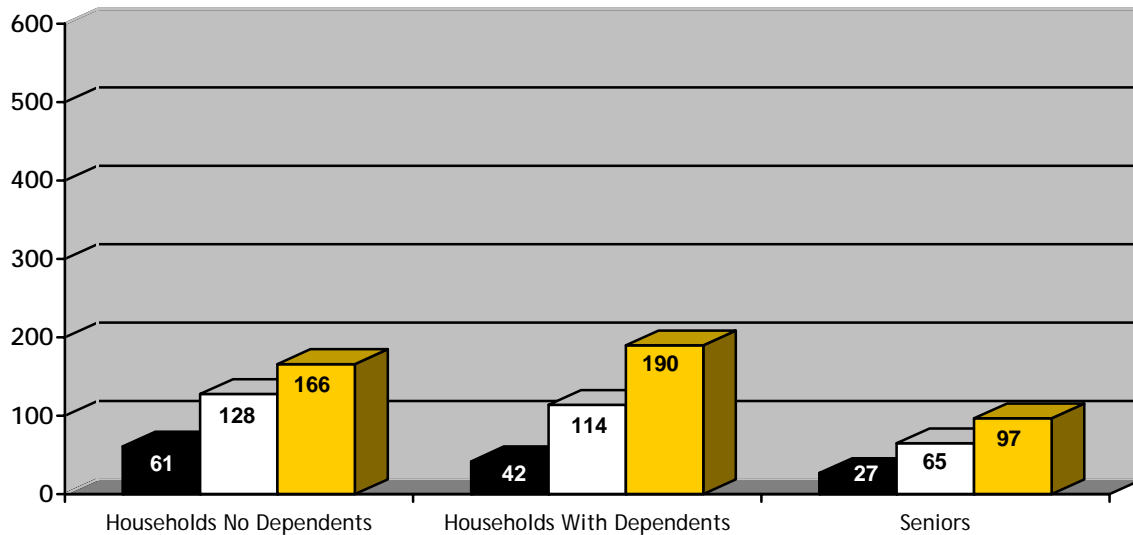
HND – Households with no dependents  
 HWD – Households with dependents

‘Active’ waiting list – on waiting list and ready to be housed  
 ‘Inactive’ waiting list – on waiting list but cannot be housed for any number of reasons i.e. waiting for documents, haven’t heard from applicant, mail returned, no response to requests for confirmation of interest or housing offer withdrawn. Applications can be inactive for up to 24 months (five years for homeless applicants) before being cancelled.

**Note:** 686 total applications were received through the web for December 2009, compared to 842 received November 2009.

**SUMMARY OF ACTIVITIES**

Inactive Waiting List



■ Reactivated Applications □ Active Applications Inactivated ■ Inactive Applications Cancelled

Inactive Waiting List	HND	HWD	Senior	Total
Reactivated Applications	61	42	27	130
Active Applications Inactivated	128	114	65	307
Inactive Applications Cancelled	166	190	97	453
Total Inactive Applications	5,267	3,819	2,215	11,301
Total Waiting List	HND	HWD	Senior	Total
Total Waiting List as at December 31, 2009	29,012	23,871	18,615	71,498
Total Waiting List as at December 31, 2008	26,347	23,136	17,117	66,600

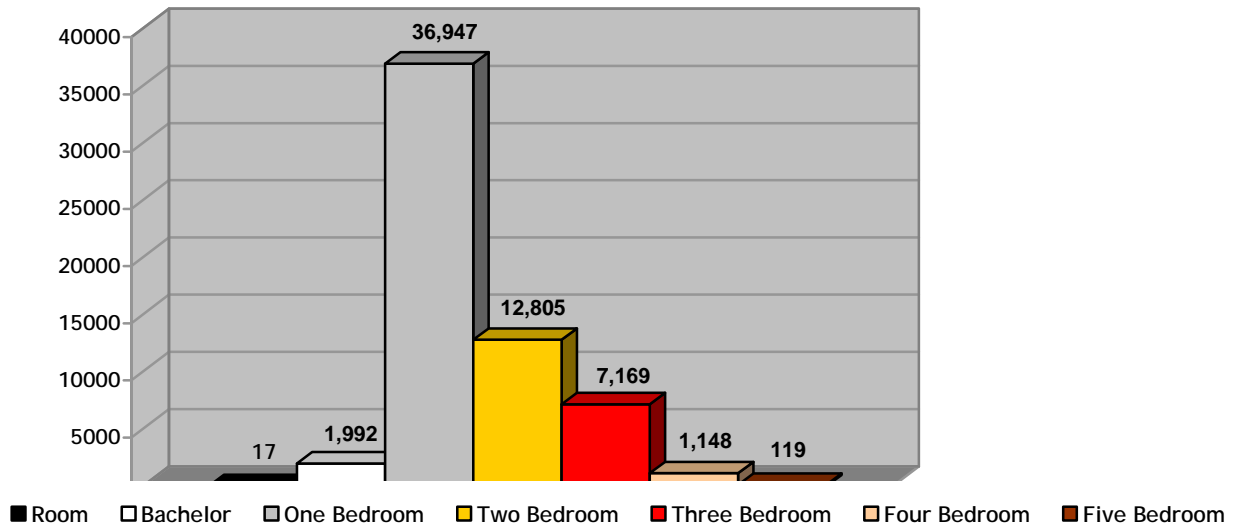
HND = Households with no dependents

HWD = Households with dependents

**'Inactive' waiting list** – on waiting list but cannot be housed for any number of reasons i.e. waiting for documents, haven't heard from applicant, mail returned, no response to requests for confirmation of interest or housing offer withdrawn. Applications can be inactive for up to 24 months (five years for homeless applicants) before being cancelled.

**SUMMARY OF THE ACTIVE WAITING LIST DEMAND BY UNIT TYPE**

Demand By Unit Type Totals



Unit Type*	HND	HWD	Senior	Total
Room	16	0	1	17
Bachelor	1,228	19	745	1,992
One Bedroom	20,659	1,083	15,205	36,947
Two Bedroom	1,544	10,870	391	12,805
Three Bedroom	258	6,862	49	7,169
Four Bedroom	34	1,105	9	1,148
Five Bedroom +	6	113	0	119
<b>Total</b>	<b>23,745</b>	<b>20,052</b>	<b>16,400</b>	<b>60,197</b>

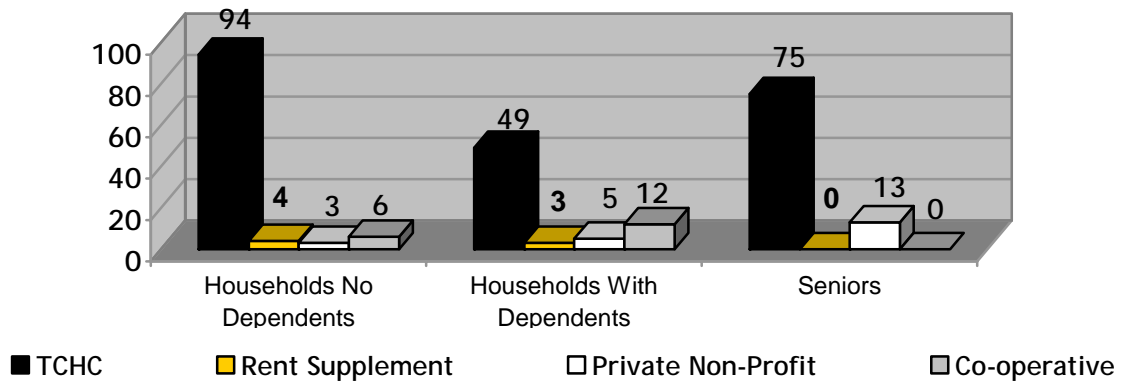
\*Unit Type indicated is the largest type selected by the applicant.

	Households no Dependents	Households With Dependents	Senior	Total
Households Requesting Wheelchair Access	197	95	144	436

HND = Households with no dependents

HWD = Households with dependents

**TOTAL HOUSED**



TCHC	Room	Bach	1B	2B	3B	4B	5B+	Total
HND	7	45	28	10	4	0	0	94
HWD	0	2	1	19	22	4	1	49
Seniors	1	49	24	1	0	0	0	75
<b>Total</b>	<b>8</b>	<b>96</b>	<b>53</b>	<b>30</b>	<b>26</b>	<b>4</b>	<b>1</b>	<b>218</b>
RENT SUPPLEMENT	Room	Bach	1B	2B	3B	4B	5B+	Total
HND	0	0	3	1	0	0	0	4
HWD	0	0	0	3	0	0	0	3
Seniors	0	0	0	0	0	0	0	0
<b>Total</b>	<b>0</b>	<b>0</b>	<b>3</b>	<b>4</b>	<b>0</b>	<b>0</b>	<b>0</b>	<b>7</b>
PNP	Room	Bach	1B	2B	3B	4B	5B+	Total
HND	0	1	0	2	0	0	0	3
HWD	0	0	0	5	0	0	0	5
Seniors	0	0	11	2	0	0	0	13
<b>Total</b>	<b>0</b>	<b>1</b>	<b>11</b>	<b>9</b>	<b>0</b>	<b>0</b>	<b>0</b>	<b>21</b>
CO-OP	Room	Bach	1B	2B	3B	4B	5B+	Total
HND	0	1	4	0	1	0	0	6
HWD	0	0	1	9	2	0	0	12
Seniors	0	0	0	0	0	0	0	0
<b>Total</b>	<b>0</b>	<b>1</b>	<b>5</b>	<b>9</b>	<b>3</b>	<b>0</b>	<b>0</b>	<b>18</b>

HND = Households with no dependents  
 HWD = Households with dependents

PNP = Private Non Profit

**TOTALS HOUSED IN PRIVATE NON PROFIT AND CO-OP PROVIDERS**

Providers	Room	Bach	1B	2B	3B	4B	5B +	Total
ALL SAINTS CHURCH HOMES FOR TOMORROW SOCIETY		1						1
BLUE DANUBE HOUSING DEVELOPMENT ONT INC			1					1
BELLAMY HOUSING CO-OPERATIVE INC			1	1				2
BONAR-PARKDALE SENIOR CITIZENS NON-PROFIT HOUSING				1				1
CHURCH OF THE MASTERS HOMES CORP				2				2
GARDENVIEW CO-OPERATIVE HOMES			1		1			2
HELLENIC HOME FOR THE AGED INC			1					1
INTERFAITH HOMES CENTENARY CORPORATION			1					1
JACK GOODLAD SENIOR CITIZEN RESIDENCES CORPORATION			1					1
LAKESHORE VILLAGE ARTISTS CO-OP			1		1			2
MAURICE COULTER HOUSING CO-OPERATIVE				1				1
MARGARET LAURENCE HOUSING CO-OPERATIVE					1			1
MASARYKTOWN NON-PROFIT RESIDENCES INC				1				1
MARKETVIEW HOUSING CO-OP				1				1
NIAGARA NEIGHBOURHOOD HOUSING CO-OPERATIVE INC				1				1
OPERATING ENGINEERS LOCAL 793 NON-PROFIT HOUSING				1				1
ORCHARD GROVE HOUSING CO-OPERATIVE INC			1					1
RICHVIEW BAPTIST FOUNDATION			1					1
SPENCER AVENUE CO-OPERATIVE HOMES INCORPORATED		1						1
ST. MATTHEW'S BRACONDALE HOUSE			1					1
STS PETER AND PAUL UKRANIAN COMMUNITY HOMES			2					2
TAYLOR CREEK CO-OPERATIVE HOMES			1	1				2
TERRA BELLA NON PROFIT HOUSING CORPORATION				2				2
THE BROTHERHOOD FOUNDATION (WEXFORD)			1					1
TOBIAS HOUSE OF TORONTO-CARING IN THE SPIRIT OF ST. FRANCIS			1					1
UJAMAA HOUSING CO-OP				4				4
VILLA LUSO NON PROFIT HOUSING CORPORATION			1					1
VILLA OTTHON NON PROFIT CORPORATION				1				1

## Housing Connections

Providers	Room	Bach	1B	2B	3B	4B	5B +	Total
VINCENT PAUL FAMILY HOMES CORPORATION				1				1
<b>TOTAL</b>	<b>0</b>	<b>2</b>	<b>16</b>	<b>18</b>	<b>3</b>	<b>0</b>	<b>0</b>	<b>39</b>

## SUMMARY OF VACANCY ACTIVITY

Provider	As of December 1, 2009	New	Cancelled	Offered	Accepted	As of December 31, 2009
TCHC	568	269	47	560	218	579
RS	55	4	1	23	7	50
PNP	57	35	13	57	21	56
CO-OP	47	27	6	27	18	49
<b>Totals</b>	<b>727</b>	<b>335</b>	<b>67</b>	<b>667</b>	<b>264</b>	<b>734</b>

TCHC = Toronto Community Housing Corporation

RS = Rent Supplement

PNP = Private Non-Profit Housing Provider

CO-OP = Co-operative Housing Provider

Housing Provider = Landlord or Building Owner

**TOTAL NUMBER OF HOUSEHOLDS HOUSED WITH SPECIAL HOUSING REQUIREMENTS**

TCHC	SPHC	Terminally III	Over Housed	Homeless	Separated Family	Youth	Supportive Housing	Special Needs	Total
HND	27	3	0	31	0	0	1	9	71
HWD	25	1	0	6	0	1	0	5	38
Seniors	10	2	0	17	0	0	2	7	38
<b>Total</b>	<b>62</b>	<b>6</b>	<b>0</b>	<b>54</b>	<b>0</b>	<b>1</b>	<b>3</b>	<b>21</b>	<b>147</b>
RENT SUPPLEMENT	SPHC	Terminally III	Over Housed	Homeless	Separated Family	Youth	Supportive Housing	Special Needs	Total
HND	3	0	0	0	0	0	0	0	3
HWD	1	0	0	0	0	0	0	1	2
Seniors	0	0	0	0	0	0	0	0	0
<b>Total</b>	<b>4</b>	<b>0</b>	<b>0</b>	<b>0</b>	<b>0</b>	<b>0</b>	<b>0</b>	<b>1</b>	<b>5</b>
PNP/CO-OP	SPHC	Terminally III	Over Housed	Homeless	Separated Family	Youth	Supportive Housing	Special Needs	Total
HND	6	0	0	1	0	0	0	0	7
HWD	8	0	0	1	0	0	0	3	12
Seniors	2	0	0	0	0	0	0	2	4
<b>Total</b>	<b>16</b>	<b>0</b>	<b>0</b>	<b>2</b>	<b>0</b>	<b>0</b>	<b>0</b>	<b>5</b>	<b>23</b>
<b>Grand Total</b>	<b>82</b>	<b>6</b>	<b>0</b>	<b>56</b>	<b>0</b>	<b>1</b>	<b>3</b>	<b>27</b>	<b>175</b>

TCHC = Toronto Community Housing Corporation  
 RS = Rent Supplement  
 PNP = Private Non-Profit Provider  
 CO-OP = Co-operative Housing Provider

HND = Households with no dependents  
 HWD = Households with dependents  
 SPHC = Special Priority Housing Category