



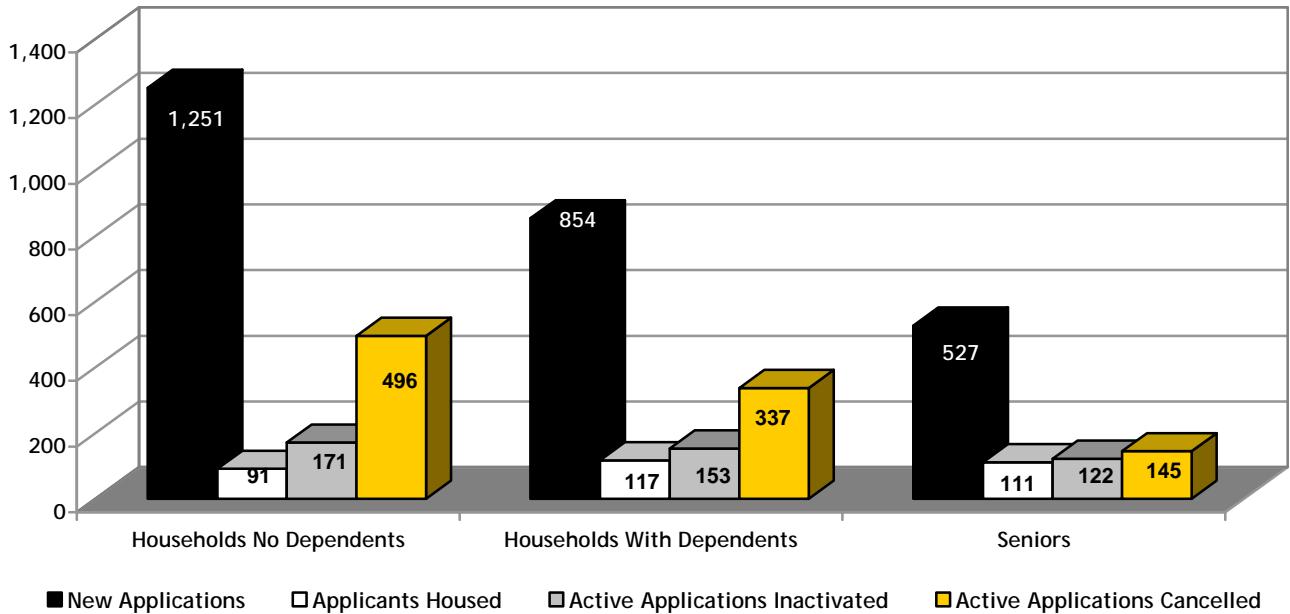
Monthly
Statistical
Report

April 2009

SUMMARY OF ACTIVITIES

Total number of people on Housing Connections centralized waiting list for social housing is 129,707 as of April 30, 2009, compared to 128,807 as at March 31, 2009. The rest of the numbers in this Statistical Report refer to household applications which may have several people on their application.

Active Waiting List



Active Waiting List	HND	HWD	Senior	Total
New/Reactivated Applications	1,251	854	527	2,632
Applicants Housed *	91	117	111	319
Active Applications Inactivated	171	153	122	446
Active Applications Cancelled	496	337	145	978
Total Active Applications	21,299	18,591	14,900	54,790

*This number includes households housed directly by providers.

HND – Households with no dependents

HWD – Households with dependents

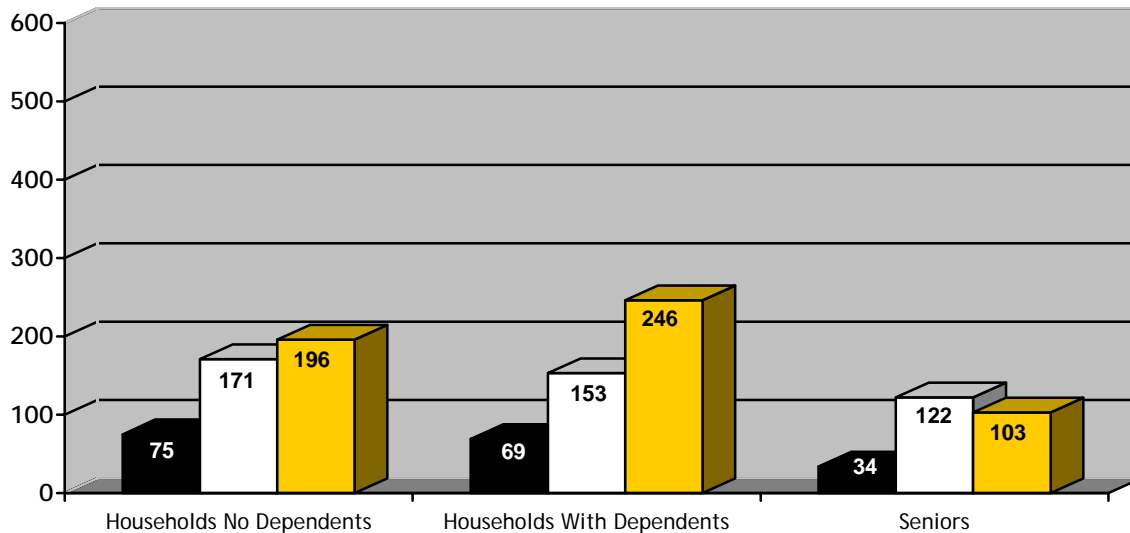
‘Active’ waiting list – on waiting list and ready to be housed

‘Inactive’ waiting list – on waiting list but cannot be housed for any number of reasons i.e. waiting for documents, haven’t heard from applicant, mail returned, no response to requests for confirmation of interest or housing offer withdrawn. Applications can be inactive for up to 24 months (five years for homeless applicants) before being cancelled.

Note 886 total applications were received through the web for April 2009, compared to 959 received March 2009.

SUMMARY OF ACTIVITIES

Inactive Waiting List



■ Reactivated Applications □ Active Applications Inactivated ■ Inactive Applications Cancelled

Inactive Waiting List	HND	HWD	Senior	Total
Reactivated Applications	75	69	34	178
Active Applications Inactivated	171	153	122	446
Inactive Applications Cancelled	196	246	103	545
Total Inactive Applications	6,179	4,833	2,673	13,685
Total Waiting List	HND	HWD	Senior	Total
Total Waiting List as at April 30, 2009	27,478	23,424	17,573	68,475
Total Waiting List as at April 30, 2008	27,195	22,849	16,737	66,781

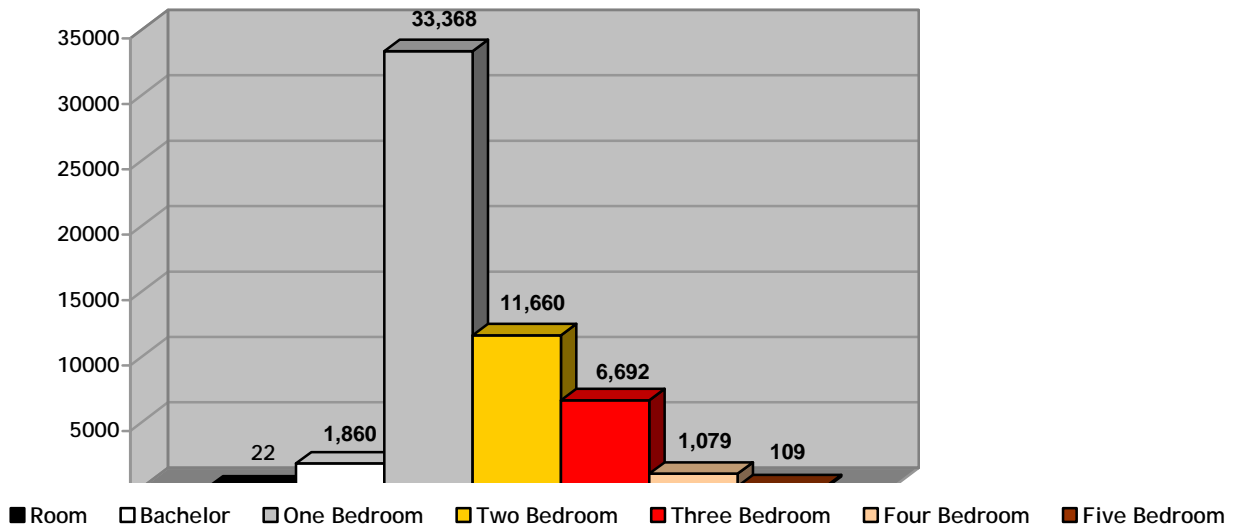
HND = Households with no dependents

HWD = Households with dependents

'Inactive' waiting list – on waiting list but cannot be housed for any number of reasons i.e. waiting for documents, haven't heard from applicant, mail returned, no response to requests for confirmation of interest or housing offer withdrawn. Applications can be inactive for up to 24 months (five years for homeless applicants) before being cancelled.

SUMMARY OF THE ACTIVE WAITING LIST DEMAND BY UNIT TYPE

Demand By Unit Type Totals



Unit Type*	HND	HWD	Senior	Total
Room	21	0	1	22
Bachelor	1,192	24	644	1,860
One Bedroom	18,471	1,034	13,863	33,368
Two Bedroom	1,361	9,932	367	11,660
Three Bedroom	221	6,450	21	6,692
Four Bedroom	26	1,049	4	1,079
Five Bedroom +	7	102	0	109
Total	21,299	18,591	14,900	54,790

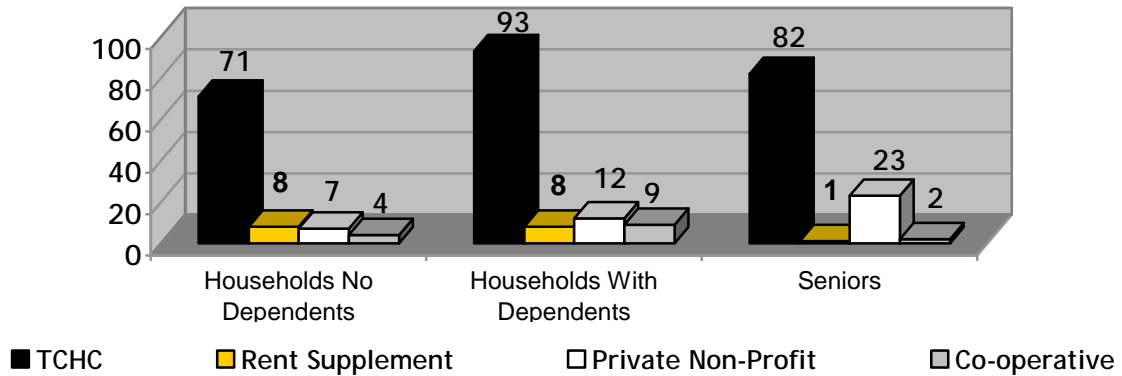
*Unit Type indicated is the largest type selected by the applicant.

	Households no Dependents	Households With Dependents	Senior	Total
Households Requesting Wheelchair Access	188	104	125	417

HND = Households with no dependents

HWD = Households with dependents

TOTAL HOUSED



TCHC	Room	Bach	1B	2B	3B	4B	5B+	Total
HND	5	28	32	6	0	0	0	71
HWD	0	0	4	36	46	6	1	93
Seniors	0	64	17	1	0	0	0	82
Total	5	92	53	43	46	6	1	246
RENT SUPPLEMENT	Room	Bach	1B	2B	3B	4B	5B+	Total
HND	0	0	6	2	0	0	0	8
HWD	0	0	1	6	1	0	0	8
Seniors	0	0	1	0	0	0	0	1
Total	0	0	8	8	1	0	0	17
PNP	Room	Bach	1B	2B	3B	4B	5B+	Total
HND	0	2	4	1	0	0	0	7
HWD	0	0	1	7	4	0	0	12
Seniors	0	4	17	2	0	0	0	23
Total	0	6	22	10	4	0	0	42
CO-OP	Room	Bach	1B	2B	3B	4B	5B+	Total
HND	0	0	4	0	0	0	0	4
HWD	0	0	0	7	2	0	0	9
Seniors	0	1	1	0	0	0	0	2
Total	0	1	5	7	2	0	0	15

HND = Households with no dependents
 HWD = Households with dependents

PNP = Private Non Profit

TOTALS HOUSED IN PRIVATE NON PROFIT AND CO-OP PROVIDERS

Providers	Room	Bach	1B	2B	3B	4B	5B +	Total
ASCOT CO-OP HOMES				1				1
ALL SAINTS CHURCH HOMES FOR TOMORROW SOCIETY		1						1
ATKINSON HOUSING CO-OP					1			1
B'NAI BRITH UPPER CANADA LODGE			2					2
BLUE DANUBE HOUSING DEVELOPMENT			2	1				3
CHORD HOUSING CO-OPERATIVE INC		1						1
CITY PARK CO-OP			3					3
EMMANUEL LUTHERAN MANOR VICTORIA VILLAGE			1					1
ERNESCLIFFE NON-PRIFIT HOUSING CO-OP		1						1
HARRY SHERMAN CROWE HOUSING CO-OP				1	2			3
HEATHERCROSS CHARITABLE FOUNDATION			1					1
HELLENIC HOME FOR THE AGED INC.			3					3
JACK GOODLAD SENIORS CITIZEN RESIDENCE CORPORATION				1				1
KEHILLA RESIDENTIAL PROGRAMME				2				2
KINGSWAY LAMBERT HOMES FOR SENIORS			1					1
LAKESHORE GARDENS CO-OP HOMES				3				3
LAKESHORE VILLAGE ARTISTS CO-OP			1					1
MIMCO CO-OP HOMES			1	1				2
MOSHAV NOAM CO-OP				1				1
MARKETVIEW HOUSING CO-OP				1				1
NEIGHBOUR LINK			2					2
PROJECT ESPARENCE				1				1
RAKOCZI VILLA NON-PROFIT HOMES			1					1
ST. DEMETRIUS UKRAINIAN DEVELOPMENT		1	1					2
ST. MATTHEWS BRACONDAL HOUSE			1					1
OPERATING ENGINEERS LOCAL 793 NON-PROFIT HOUSING			1	3				4
ST. PAUL L'AMOREAX CENTRE		2						2
STS PETER & PAUL UKRIANIAN COMMUNITY HOMES			3					3
TOBIAS HOUSE OF TORONTO-CARING IN THE SPIRIT OF ST. FRANCIS			2					2
VILLA LUSO NON PROFIT HOUSING CORPORATION			1					1
VILLA OTTHON NON PROFIT CORPORATION					1			1
WIDWORTHY CHARITABLE FOUNDATION		1						1
WOBURN VILLAGE CO-OP					1			1

Housing Connections

Providers	Room	Bach	1B	2B	3B	4B	5B +	Total
ZAHAV CHARITABLE FOUNDATION				1	1			2
TOTAL	0	7	27	17	6	0	0	57

SUMMARY OF VACANCY ACTIVITY

Provider	As of April 1, 2009	New	Cancelled	Offered	Accepted	As of April 30, 2009
TCHC	595	296	49	817	302	541
RS	45	19	4	42	17	43
PNP	76	53	21	92	38	70
CO-OP	44	30	6	32	19	50
Totals	760	398	80	983	376	704

TCHC = Toronto Community Housing Corporation
 RS = Rent Supplement
 PNP = Private Non-Profit Housing Provider
 CO-OP = Co-operative Housing Provider
 Housing Provider = Landlord or Building Owner

TOTAL NUMBER OF HOUSEHOLDS HOUSED WITH SPECIAL HOUSING REQUIREMENTS

TCHC	SPHC	Terminally III	Over Housed	Homeless	Separated Family	Youth	Supportive Housing	Special Needs	Total
HND	16	0	0	19	0	0	1	6	42
HWD	32	1	0	14	2	0	0	7	56
Seniors	5	1	0	8	0	0	2	4	20
Total	53	2	0	41	2	0	3	17	118
RENT SUPPLEMENT	SPHC	Terminally III	Over Housed	Homeless	Separated Family	Youth	Supportive Housing	Special Needs	Total
HND	4	1	0	0	0	0	0	1	6
HWD	4	0	0	0	0	0	0	3	7
Seniors	0	0	0	0	0	0	0	0	0
Total	8	1	0	0	0	0	0	4	13
PNP/CO-OP	SPHC	Terminally III	Over Housed	Homeless	Separated Family	Youth	Supportive Housing	Special Needs	Total
HND	2	0	0	1	0	0	2	0	5
HWD	19	0	0	1	0	0	0	1	21
Seniors	3	3	0	1	0	0	1	3	11
Total	24	3	0	3	0	0	3	4	37
Grand Total	85	6	0	44	2	0	6	25	168

TCHC = Toronto Community Housing Corporation
 RS = Rent Supplement
 PNP = Private Non-Profit Provider
 CO-OP = Co-operative Housing Provider

HND = Households with no dependents
 HWD = Households with dependents
 SPHC = Special Priority Housing Category