



Monthly  
Statistical  
Report

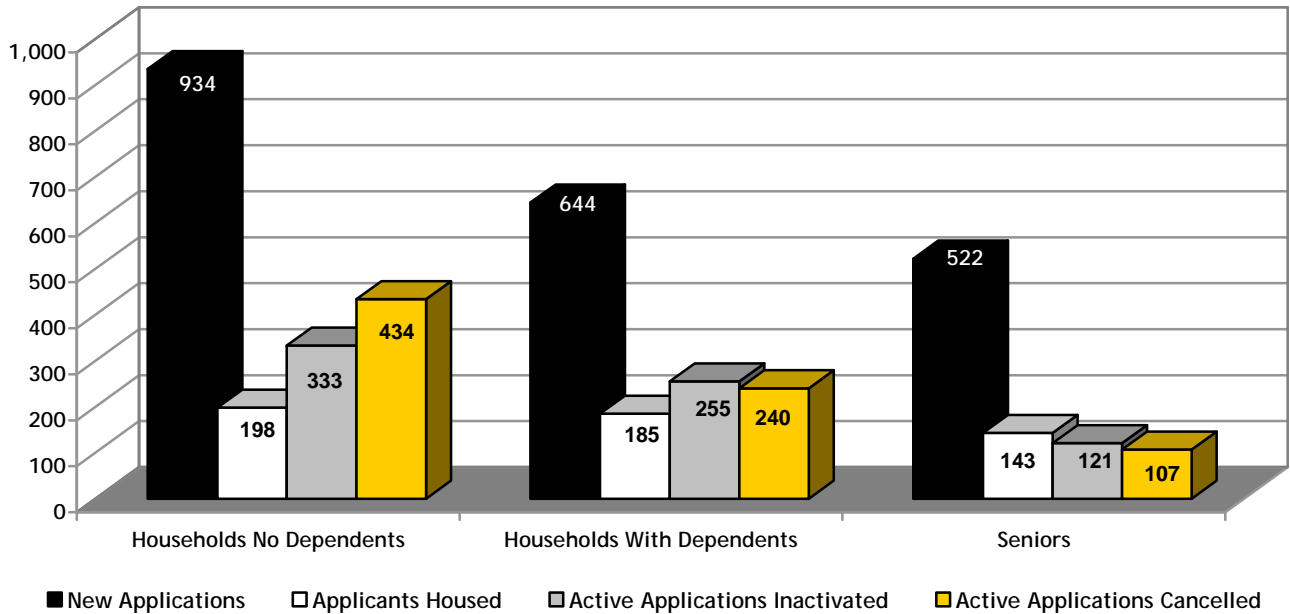
---

SEPTEMBER 2008

**SUMMARY OF ACTIVITIES**

Total number of people on Housing Connections centralized waiting list for social housing is 128,085 as of September 30, 2008, compared to 128,320 as at August 31, 2008. The rest of the numbers in this Statistical Report refer to household applications which may have several people on their application.

**Active Waiting List**



Active Waiting List	HND	HWD	Senior	Total
New/Reactivated Applications	934	644	522	2,100
Applicants Housed *	198	185	143	526
Active Applications Inactivated	333	255	121	709
Active Applications Cancelled	434	240	107	781
<b>Total Active Applications</b>	<b>20,349</b>	<b>17,151</b>	<b>14,438</b>	<b>51,938</b>

\*This number includes households housed directly by providers.

HND – Households with no dependents

HWD – Households with dependents

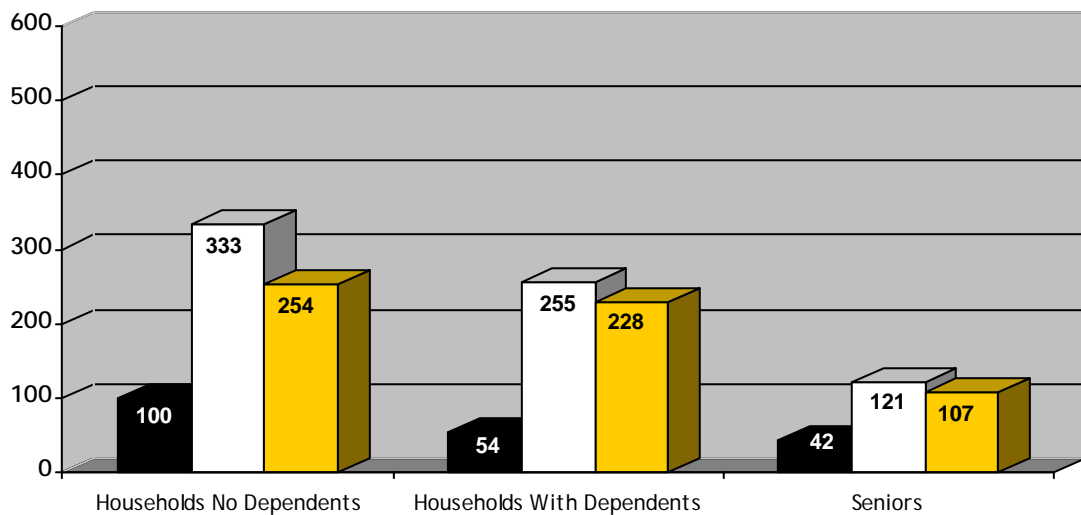
‘Active’ waiting list – on waiting list and ready to be housed

‘Inactive’ waiting list – on waiting list but cannot be housed for any number of reasons i.e. waiting for documents, haven’t heard from applicant, mail returned, no response to requests for confirmation of interest or housing offer withdrawn. Applications can be inactive for up to 24 months (five years for homeless applicants) before being cancelled.

**Note:** 717 total applications were received through the web for September 2008, compared to 679 received August 2008.

**SUMMARY OF ACTIVITIES**

Inactive Waiting List



■ Reactivated Applications □ Active Applications Inactivated ■ Inactive Applications Cancelled

Inactive Waiting List	HND	HWD	Senior	Total
Reactivated Applications	100	54	42	196
Active Applications Inactivated	333	255	121	709
Inactive Applications Cancelled	254	228	107	589
<b>Total Inactive Applications</b>	<b>6,643</b>	<b>5,559</b>	<b>2,688</b>	<b>14,890</b>

Total Waiting List	HND	HWD	Senior	Total
Total waiting list as at September 30, 2008	26,992	22,710	17,126	66,828
Total Waiting List as at September 30, 2007 (this total includes 3 applications received through the web that have not been assigned a household type)	26,572	22,987	16,362	65,924

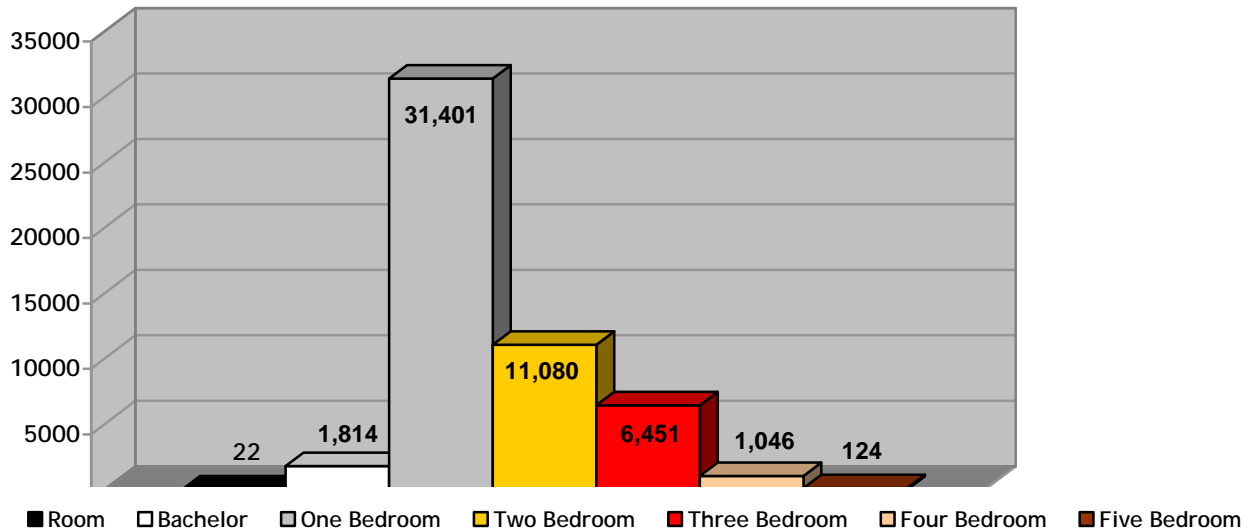
HND = Households with no dependents

HWD = Households with dependents

**'Inactive' waiting list** – on waiting list but cannot be housed for any number of reasons i.e. waiting for documents, haven't heard from applicant, mail returned, no response to requests for confirmation of interest or housing offer withdrawn. Applications can be inactive for up to 24 months (five years for homeless applicants) before being cancelled.

**SUMMARY OF THE ACTIVE WAITING LIST DEMAND BY UNIT TYPE**

Demand By Unit Type Totals



Unit Type	HND	HWD	Senior	Total
Room	20	0	2	22
Bachelor	1,165	22	627	1,814
One Bedroom	16,948	1,066	13,387	31,401
Two Bedroom	1,761	8,929	390	11,080
Three Bedroom	393	6,032	26	6,451
Four Bedroom	51	989	6	1,046
Five Bedroom	11	113	0	124
<b>Total</b>	<b>20,349</b>	<b>17,151</b>	<b>14,438</b>	<b>51,938</b>

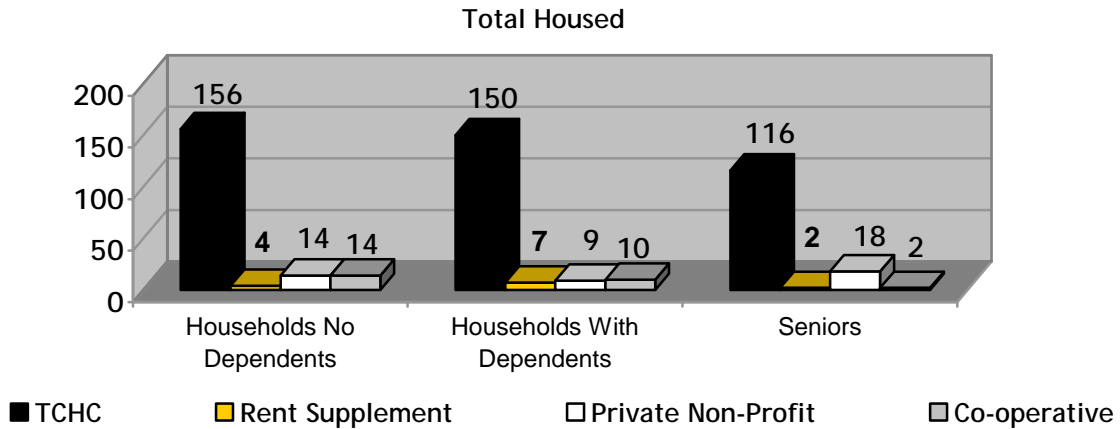
- Unit Type indicated is the largest type selected by the applicant.

	Households no Dependents	Households With Dependents	Senior	Total
Households Requesting Wheelchair Access	178	96	125	399

HND = Households with no dependents

HWD = Households with dependents

**TOTAL HOUSED**



TCHC	Room	Bach	1B	2B	3B	4B	5B+	Total
HND	6	55	67	26	1	1	0	156
HWD	0	1	4	82	55	7	1	150
Seniors	0	73	38	4	1	0	0	116
<b>Total</b>	<b>6</b>	<b>129</b>	<b>109</b>	<b>112</b>	<b>57</b>	<b>8</b>	<b>1</b>	<b>422</b>

RENT SUPPLEMENT	Room	Bach	1B	2B	3B	4B	5B+	Total
HND	0	0	3	1	0	0	0	4
HWD	0	0	0	5	1	1	0	7
Seniors	0	0	2	0	0	0	0	2
<b>Total</b>	<b>0</b>	<b>0</b>	<b>5</b>	<b>6</b>	<b>1</b>	<b>1</b>	<b>0</b>	<b>13</b>

PNP	Room	Bach	1B	2B	3B	4B	5B+	Total
HND	0	2	4	8	0	0	0	14
HWD	0	0	1	5	3	0	0	9
Seniors	0	2	15	1	0	0	0	18
<b>Total</b>	<b>0</b>	<b>4</b>	<b>20</b>	<b>14</b>	<b>3</b>	<b>0</b>	<b>0</b>	<b>41</b>

CO-OP	Room	Bach	1B	2B	3B	4B	5B+	Total
HND	0	2	8	3	1	0	0	14
HWD	0	0	0	8	1	1	0	10
Seniors	0	0	0	2	0	0	0	2
<b>Total</b>	<b>0</b>	<b>2</b>	<b>8</b>	<b>13</b>	<b>2</b>	<b>1</b>	<b>0</b>	<b>26</b>

HND = Households with no dependents  
 HWD = Households with dependents

PNP = Private Non Profit

**TOTALS HOUSED IN PRIVATE NON PROFIT AND CO-OP PROVIDERS**

Providers	Room	Bach	1B	2B	3B	4B	5B +	Total
ALDEBRAIN ATTENDANT CARE SERVICES			1	1				2
AKWA HONSTA NON-PROFIT ABORIGINAL HOMES INC				2				2
ATAHUALPA CO-OPERATIVE HOMES 1987 INC.				2				2
ATKINSON HOUSING CO-OP						1		1
B'NAI BRITH CANADA			2					2
BEAVER HALL ARTIST'S CO-OPERATIVE INC				1				1
BROADVIEW HOUSING CO-OPERATIVE INC			2					2
CHORD HOUSING CO-OPERATIVE INC				1	1			2
CITY PARK CO-OPERATIVE APARTMENTS INC		2						2
DOROTHY KLEIN SENIORS HOUSING INC			1					1
ERNESCLIFFE NON-PROFIT HOUSING CO-OPERATIVE INC			1					1
GARDENVIEW CO-OPERATIVE HOMES			1	1				2
HELLENIC HOME FOR THE AGED INC			1					1
HARRY SHERMAN CROWE HOUSING CO-OP INC				1	1			2
INTERFAITH HOMES CENTENARY CORPORATION			1					1
KEHILLA RESIDENTIAL PROGRAMME				1				1
LAKESHORE GARDENS CO-OPERATIVE HOMES INC				4				4
LAKESHORE VILLAGE ARTISTS CO-OP			1					1
LOYOLA ARRUPPE CORPORATION		1						1
MAPLE LEAF DRIVE SENIORS NON-PROFIT RESIDENTIAL CORP			1					1
MASARYKTOWN NON-PROFIT RESIDENCES INC				1				1
NEIGHBOURHOOD LINK			1					1
OPERATING ENGINEERS LOCAL 793 NON-PROFIT HOUSING			1					1
ORCHARD GROVE HOUSING CO-OPERATIVE INC			1	1				2
OUR LADY OF VICTORY SENIOR CITIZENS RESIDENCE YORK			2					2
PERFORMING ARTS LODGES OF CANADA			2					2
PROJECT ESPERANCE				2				2
ROBIN GARDNER VOCE NON-PROFIT HOMES			1	2	1			4
ST. MATTHEW'S BRACONDALE HOUSE					1			1
ST. PAUL'S L'AMOREAUX CENTRE		1						1
TERRA BELLA NON-PROFIT HOUSING CORPORATION				5				5
THE HOPE CENTRE-DANFORTH			1					1
THE ST. MARGARET'S TOWERS INC			1					1

## Housing Connections

Providers	Room	Bach	1B	2B	3B	4B	5B +	Total
TOBIAS HOUSE OF TORONTO – CARING IN THE SPIRIT OF ST. FRANCIS		1	1					2
TERRACE HOUSING CO-OPERATIVE INC		1						1
UJAMAA HOUSING CO-OP				2				2
VILLA LUSO NON PROFIT HOUSING CORPORATION			1					1
WILLMAR EIGHT HOUSING CO-OP			1					1
WILLOW GLEN CO-OPERATIVE INC			1					1
YEE HONG CHINESE EVERGREEN NON-PROFIT HOMES CORP			2		1			3
<b>TOTAL</b>	<b>0</b>	<b>6</b>	<b>28</b>	<b>27</b>	<b>5</b>	<b>1</b>	<b>0</b>	<b>67</b>

## SUMMARY OF VACANCY ACTIVITY

Provider	As of September 1, 2008	New	Cancelled	Offered	Accepted	As of September 30, 2008
TCHC	790	458	102	1,102	451	701
RS	24	16	3	32	13	23
PNP	95	52	20	89	40	87
CO-OP	65	44	27	51	27	56
<b>Totals</b>	<b>974</b>	<b>570</b>	<b>152</b>	<b>1,274</b>	<b>531</b>	<b>867</b>

TCHC = Toronto Community Housing Corporation

RS = Rent Supplement

PNP = Private Non-Profit Housing Provider

CO-OP = Co-operative Housing Provider

**TOTAL NUMBER OF HOUSEHOLDS HOUSED WITH SPECIAL HOUSING REQUIREMENTS**

TCHC	SPHC	Terminally III	Over Housed	Homeless	Separated Family	Youth	Supportive Housing	Special Needs	Total
HND	44	4	1	45	0	1	0	19	114
HWD	61	6	0	20	0	2	1	10	100
Seniors	11	4	0	21	0	0	7	5	48
<b>Total</b>	<b>116</b>	<b>14</b>	<b>1</b>	<b>86</b>	<b>0</b>	<b>3</b>	<b>8</b>	<b>34</b>	<b>262</b>

RENT SUPPLEMENT	SPHC	Terminally III	Over Housed	Homeless	Separated Family	Youth	Supportive Housing	Special Needs	Total
HND	0	2	0	2	0	0	0	1	5
HWD	0	1	0	0	0	0	0	0	1
Seniors	0	1	0	0	0	0	0	0	1
<b>Total</b>	<b>0</b>	<b>4</b>	<b>0</b>	<b>2</b>	<b>0</b>	<b>0</b>	<b>0</b>	<b>1</b>	<b>7</b>

PNP/CO-OP	SPHC	Terminally III	Over Housed	Homeless	Separated Family	Youth	Supportive Housing	Special Needs	Total
HND	16	1	0	3	0	0	0	4	24
HWD	13	0	0	4	0	0	0	1	18
Seniors	7	1	0	0	0	0	0	1	9
<b>Total</b>	<b>36</b>	<b>2</b>	<b>0</b>	<b>7</b>	<b>0</b>	<b>0</b>	<b>0</b>	<b>6</b>	<b>51</b>

<b>Grand Total</b>	<b>152</b>	<b>20</b>	<b>1</b>	<b>95</b>	<b>0</b>	<b>3</b>	<b>8</b>	<b>41</b>	<b>320</b>
--------------------	------------	-----------	----------	-----------	----------	----------	----------	-----------	------------

TCHC = Toronto Community Housing Corporation  
 RS = Rent Supplement  
 PNP = Private Non-Profit Provider  
 CO-OP = Co-operative Housing Provider

HND = Households with no dependents  
 HWD = Households with dependents  
 SPHC = Special Priority Housing Category