



Monthly  
Statistical  
Report

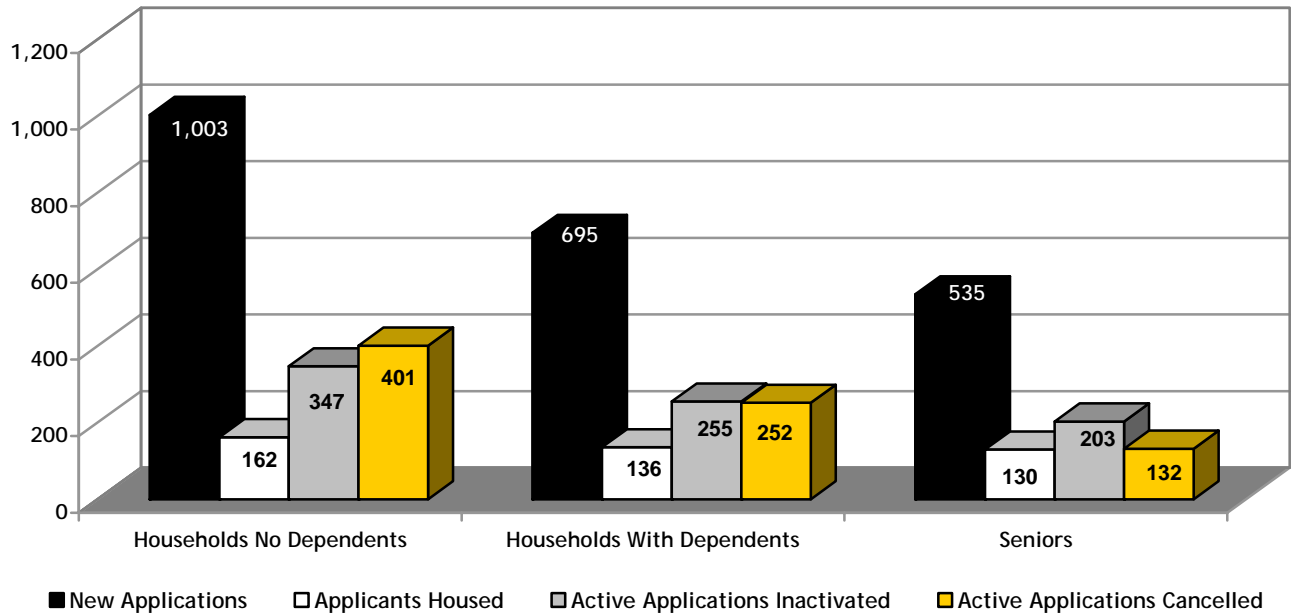
---

OCTOBER 2008

**SUMMARY OF ACTIVITIES**

Total number of people on Housing Connections centralized waiting list for social housing is 128,437 as of October 31, 2008, compared to 128,085 as at September 30, 2008. The rest of the numbers in this Statistical Report refer to household applications which may have several people on their application.

**Active Waiting List**



Active Waiting List	HND	HWD	Senior	Total
New/Reactivated Applications	1,003	695	535	2,233
Applicants Housed *	162	136	130	428
Active Applications Inactivated	347	255	203	805
Active Applications Cancelled	401	252	132	785
<b>Total Active Applications</b>	<b>20,442</b>	<b>17,203</b>	<b>14,508</b>	<b>52,153</b>

\*This number includes households housed directly by providers.

HND – Households with no dependents

HWD – Households with dependents

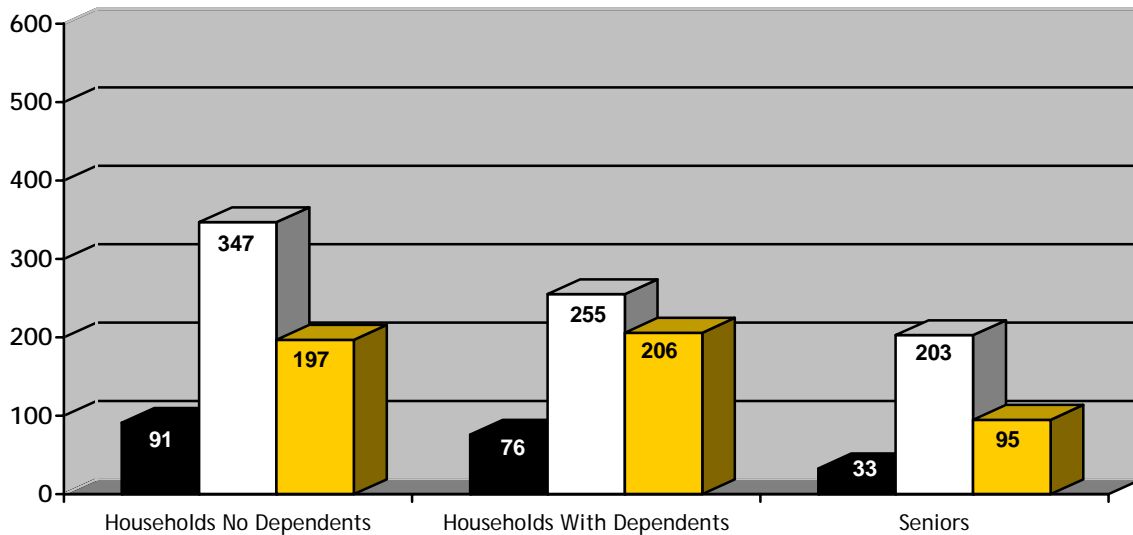
‘Active’ waiting list – on waiting list and ready to be housed

‘Inactive’ waiting list – on waiting list but cannot be housed for any number of reasons i.e. waiting for documents, haven’t heard from applicant, mail returned, no response to requests for confirmation of interest or housing offer withdrawn. Applications can be inactive for up to 24 months (five years for homeless applicants) before being cancelled.

**Note:** 739 total applications were received through the web for October 2008, compared to 717 received September 2008.

**SUMMARY OF ACTIVITIES**

Inactive Waiting List



■ Reactivated Applications □ Active Applications Inactivated ■ Inactive Applications Cancelled

Inactive Waiting List	HND	HWD	Senior	Total
Reactivated Applications	91	76	33	200
Active Applications Inactivated	347	255	203	805
Inactive Applications Cancelled	197	206	95	498
<b>Total Inactive Applications</b>	<b>6,702</b>	<b>5,532</b>	<b>2,763</b>	<b>14,997</b>

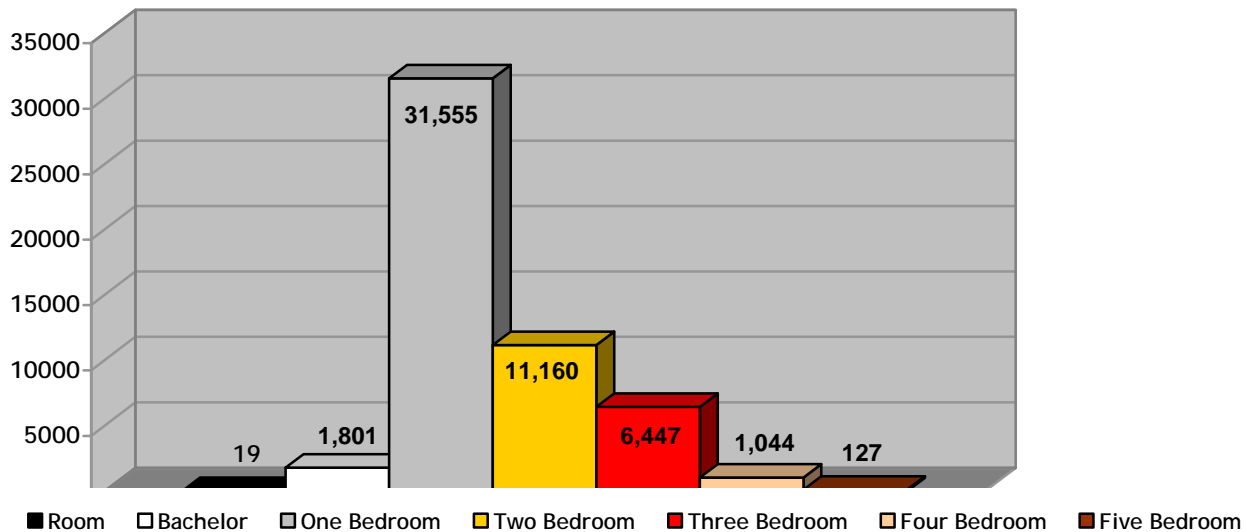
Total Waiting List	HND	HWD	Senior	Total
Total waiting list as at October 31, 2008	27,144	22,735	17,271	67,150
Total Waiting List as at October 31, 2007 (this total includes 3 applications received through the web that have not been assigned a household type)	26,577	22,945	16,483	66,008

HND = Households with no dependents  
 HWD = Households with dependents

**'Inactive' waiting list** – on waiting list but cannot be housed for any number of reasons i.e. waiting for documents, haven't heard from applicant, mail returned, no response to requests for confirmation of interest or housing offer withdrawn. Applications can be inactive for up to 24 months (five years for homeless applicants) before being cancelled.

**SUMMARY OF THE ACTIVE WAITING LIST DEMAND BY UNIT TYPE**

Demand By Unit Type Totals



Unit Type	HND	HWD	Senior	Total
Room	17	0	2	19
Bachelor	1,152	20	629	1,801
One Bedroom	17,073	1,044	13,441	31,555
Two Bedroom	1,754	9,007	405	11,160
Three Bedroom	390	6,032	25	6,447
Four Bedroom	50	989	5	1,044
Five Bedroom	9	117	1	127
<b>Total</b>	<b>20,442</b>	<b>17,203</b>	<b>14,508</b>	<b>52,153</b>

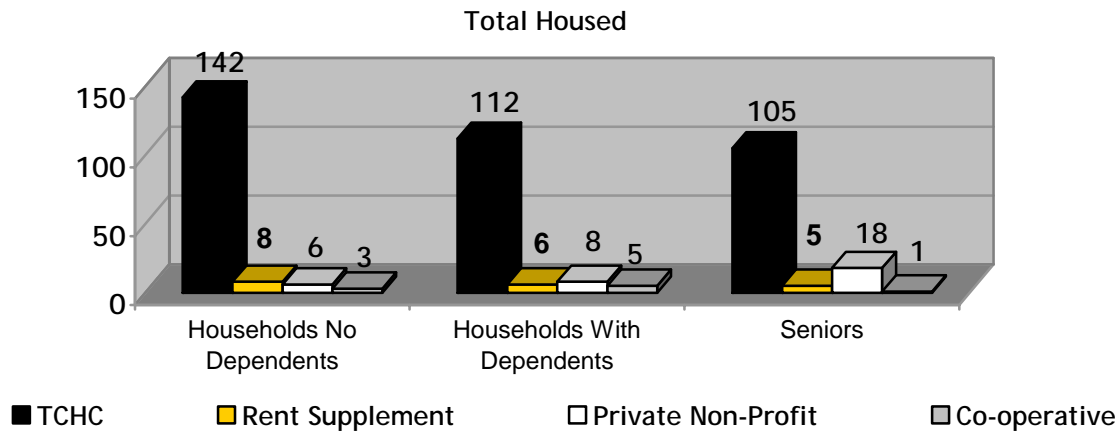
- Unit Type indicated is the largest type selected by the applicant.

	Households no Dependents	Households With Dependents	Senior	Total
Households Requesting Wheelchair Access	182	97	130	409

HND = Households with no dependents

HWD = Households with dependents

**TOTAL HOUSED**



TCHC	Room	Bach	1B	2B	3B	4B	5B+	Total
HND	4	45	71	18	3	1	0	142
HWD	0	2	11	41	48	9	1	112
Seniors	0	75	27	2	1	0	0	105
<b>Total</b>	<b>4</b>	<b>122</b>	<b>109</b>	<b>61</b>	<b>52</b>	<b>10</b>	<b>1</b>	<b>359</b>

RENT SUPPLEMENT	Room	Bach	1B	2B	3B	4B	5B+	Total
HND	0	1	5	1	0	1	0	8
HWD	0	0	0	3	3	0	0	6
Seniors	0	0	4	1	0	0	0	5
<b>Total</b>	<b>0</b>	<b>1</b>	<b>9</b>	<b>5</b>	<b>3</b>	<b>1</b>	<b>0</b>	<b>19</b>

PNP	Room	Bach	1B	2B	3B	4B	5B+	Total
HND	0	3	2	1	0	0	0	6
HWD	0	0	0	3	5	0	0	8
Seniors	0	2	16	0	0	0	0	18
<b>Total</b>	<b>0</b>	<b>5</b>	<b>18</b>	<b>4</b>	<b>5</b>	<b>0</b>	<b>0</b>	<b>32</b>

CO-OP	Room	Bach	1B	2B	3B	4B	5B+	Total
HND	0	0	2	0	1	0	0	3
HWD	0	0	0	1	3	1	0	5
Seniors	0	0	1	0	0	0	0	1
<b>Total</b>	<b>0</b>	<b>0</b>	<b>3</b>	<b>1</b>	<b>4</b>	<b>1</b>	<b>0</b>	<b>9</b>

HND = Households with no dependents  
 HWD = Households with dependents

PNP = Private Non Profit

**TOTALS HOUSED IN PRIVATE NON PROFIT AND CO-OP PROVIDERS**

Providers	Room	Bach	1B	2B	3B	4B	5B +	Total
ARTSCAPE NON-PROFIT HOMES INCORPORATED		2			5			7
ATKINSON HOUSING COOP					1			1
B'NAI BRITH CANADA				1				1
BROOKBANKS NON-PROFIT APTS				1				1
BRIMELL COURT CO-OPERATIVE						1		1
DOROTHY KLEIN SENIORS HOUSING INC			1					1
EMMANUEL LUTHERAN MANOR VICTORIA VILLAGE			1					1
GLEN PARK COOPERATIVE HOMES INC			1					1
HEATHERCROSS CHARITABLE FOUNDATION			1					1
HELLENIC HOME FOR THE AGED INC			1					1
INTERFAITH HOMES CENTENARY CORPORATION			1					1
ITALIAN CANADIAN BENEVOLENT SENIORS APARTMENT			1					1
KEHILLA RESIDENTIAL PROGRAMME			2					2
OUR SAVIOUR THISTLETOWN LUTHERAN LODGE			1					1
PROJECT ESPERANCE			1	1				2
RICHVIEW BAPTIST FOUNDATION			1					1
ROBERT COOKE CO-OPERATIVE HOMES			1					1
RAKOCZI VILLA NON PROFIT HOUSING CORP		2						2
STS PETER AND PAUL UKRANIAN COMMUNITY HOMES			1					1
T.C. TOUGLAS HOUSING CO-OPERATIVE INC					1			1
TAYLOR CREEK CO-OPERATIVE HOMES				1				1
TERRA BELLA NON PROFIT HOUSING CORPORATION				1				1
THE HOPE CENTRE-DANFORTH			1					1
THORNCLIFFE CHAPEL HOUSING CORPORATION			3					3
WIDWORTHY CHARITABLE FOUNDATION		1	2					3
WILLOW GLEN CO-OPERATIVE INC			1					1
WOBURN VILLAGE CO-OP					2			2
<b>TOTAL</b>	<b>0</b>	<b>5</b>	<b>21</b>	<b>5</b>	<b>9</b>	<b>1</b>	<b>0</b>	<b>41</b>

**SUMMARY OF VACANCY ACTIVITY**

Provider	As of October 1, 2008	New	Cancelled	Offered	Accepted	As of October 31, 2008
TCHC	701	733	243	893	310	883
RS	23	46	4	47	19	44
PNP	87	39	11	90	32	83
CO-OP	56	20	10	23	9	57
<b>Totals</b>	<b>867</b>	<b>838</b>	<b>268</b>	<b>1,053</b>	<b>370</b>	<b>1,067</b>

TCHC = Toronto Community Housing Corporation  
RS = Rent Supplement  
PNP = Private Non-Profit Housing Provider  
CO-OP = Co-operative Housing Provider

**TOTAL NUMBER OF HOUSEHOLDS HOUSED WITH SPECIAL HOUSING REQUIREMENTS**

TCHC	SPHC	Terminally III	Over Housed	Homeless	Separated Family	Youth	Supportive Housing	Special Needs	Total
HND	45	4	0	31	0	0	1	13	94
HWD	33	3	0	26	1	0	0	10	73
Seniors	10	1	0	12	0	0	2	4	29
<b>Total</b>	<b>88</b>	<b>8</b>	<b>0</b>	<b>69</b>	<b>1</b>	<b>0</b>	<b>3</b>	<b>27</b>	<b>196</b>

RENT SUPPLEMENT	SPHC	Terminally III	Over Housed	Homeless	Separated Family	Youth	Supportive Housing	Special Needs	Total
HND	3	0	0	1	0	0	0	1	5
HWD	4	0	0	2	0	0	0	1	7
Seniors	1	2	1	1	0	0	0	1	6
<b>Total</b>	<b>8</b>	<b>2</b>	<b>1</b>	<b>4</b>	<b>0</b>	<b>0</b>	<b>0</b>	<b>3</b>	<b>18</b>

PNP/CO-OP	SPHC	Terminally III	Over Housed	Homeless	Separated Family	Youth	Supportive Housing	Special Needs	Total
HND	5	1	0	0	0	0	0	2	8
HWD	6	0	0	1	0	0	0	0	7
Seniors	5	1	0	1	0	0	1	0	8
<b>Total</b>	<b>16</b>	<b>2</b>	<b>0</b>	<b>2</b>	<b>0</b>	<b>0</b>	<b>1</b>	<b>2</b>	<b>23</b>

<b>Grand Total</b>	<b>112</b>	<b>12</b>	<b>1</b>	<b>75</b>	<b>1</b>	<b>0</b>	<b>4</b>	<b>32</b>	<b>237</b>
--------------------	------------	-----------	----------	-----------	----------	----------	----------	-----------	------------

TCHC = Toronto Community Housing Corporation  
 RS = Rent Supplement  
 PNP = Private Non-Profit Provider  
 CO-OP = Co-operative Housing Provider

HND = Households with no dependents  
 HWD = Households with dependents  
 SPHC = Special Priority Housing Category