



Monthly  
Statistical  
Report

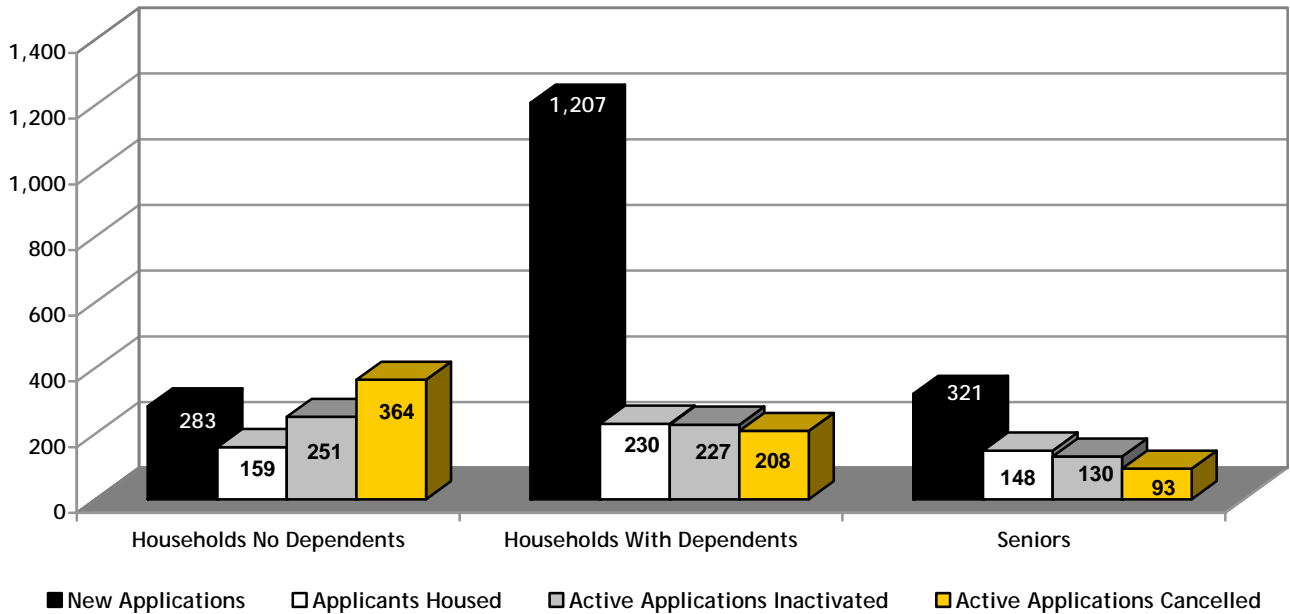
---

NOVEMBER 2008

**SUMMARY OF ACTIVITIES**

Total number of people on Housing Connections centralized waiting list for social housing is 127,025 as of November 30, 2008, compared to 128,437 as at October 31, 2008. The rest of the numbers in this Statistical Report refer to household applications which may have several people on their application.

Active Waiting List



Active Waiting List	HND	HWD	Senior	Total
New/Reactivated Applications	283	1,207	321	1,811
Applicants Housed *	159	230	148	537
Active Applications Inactivated	251	227	130	608
Active Applications Cancelled	364	208	93	665
<b>Total Active Applications</b>	<b>19,951</b>	<b>17,745</b>	<b>14,458</b>	<b>52,154</b>

\*This number includes households housed directly by providers.

HND – Households with no dependents  
 HWD – Households with dependents

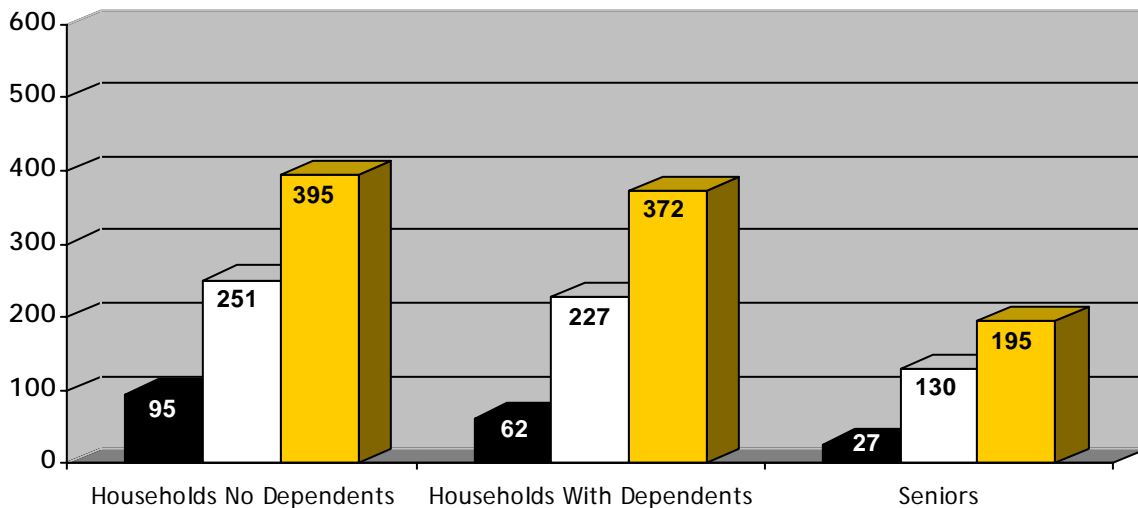
‘Active’ waiting list – on waiting list and ready to be housed

‘Inactive’ waiting list – on waiting list but cannot be housed for any number of reasons i.e. waiting for documents, haven’t heard from applicant, mail returned, no response to requests for confirmation of interest or housing offer withdrawn. Applications can be inactive for up to 24 months (five years for homeless applicants) before being cancelled.

**Note:** 719 total applications were received through the web for November 2008, compared to 739 received October 2008.

**SUMMARY OF ACTIVITIES**

Inactive Waiting List



■ Reactivated Applications □ Active Applications Inactivated ■ Inactive Applications Cancelled

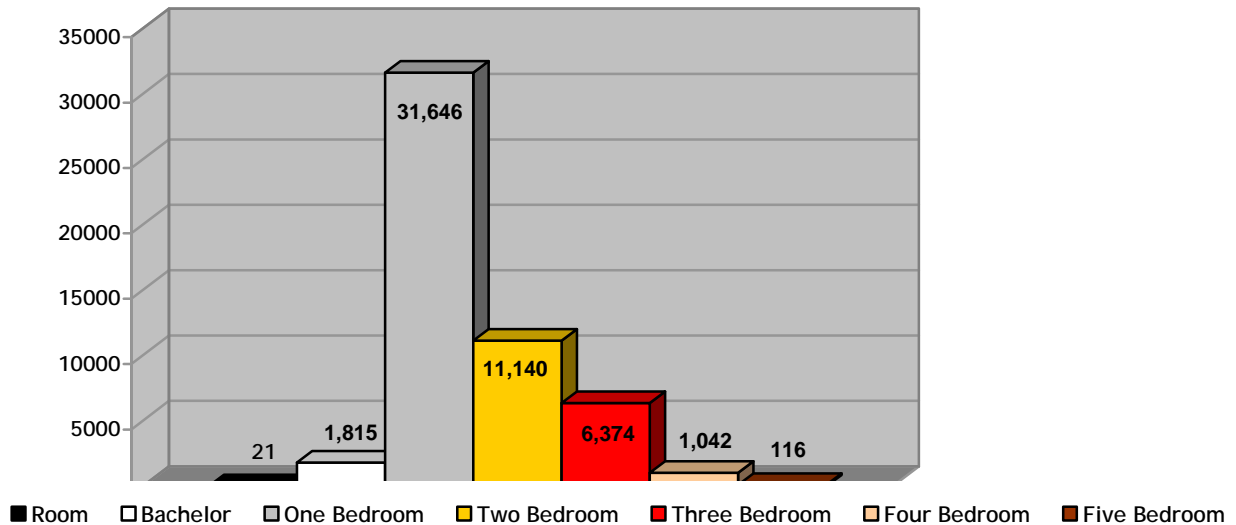
Inactive Waiting List	HND	HWD	Senior	Total
Reactivated Applications	95	62	27	184
Active Applications Inactivated	251	227	130	608
Inactive Applications Cancelled	395	372	195	962
Total Inactive Applications	6,463	5,325	2,671	14,459
Total Waiting List	HND	HWD	Senior	Total
Total Waiting List as at November 30, 2008	26,414	23,070	17,129	66,613
Total Waiting List as at November 30, 2007 (this total includes 3 applications received through the web that have not been assigned a household type)	26,577	22,945	16,483	66,008

HND = Households with no dependents  
 HWD = Households with dependents

**'Inactive' waiting list** – on waiting list but cannot be housed for any number of reasons i.e. waiting for documents, haven't heard from applicant, mail returned, no response to requests for confirmation of interest or housing offer withdrawn. Applications can be inactive for up to 24 months (five years for homeless applicants) before being cancelled.

**SUMMARY OF THE ACTIVE WAITING LIST DEMAND BY UNIT TYPE**

Demand By Unit Type Totals



Unit Type*	HND	HWD	Senior	Total
Room	19	0	2	21
Bachelor	1,158	23	634	1,815
One Bedroom	17,151	1,051	13,444	31,646
Two Bedroom	1,373	9,403	364	11,140
Three Bedroom	214	6,150	10	6,374
Four Bedroom	31	1,008	3	1,042
Five Bedroom	5	110	1	116
<b>Total</b>	<b>19,951</b>	<b>17,745</b>	<b>14,458</b>	<b>52,154</b>

\*Unit Type indicated is the largest type selected by the applicant.

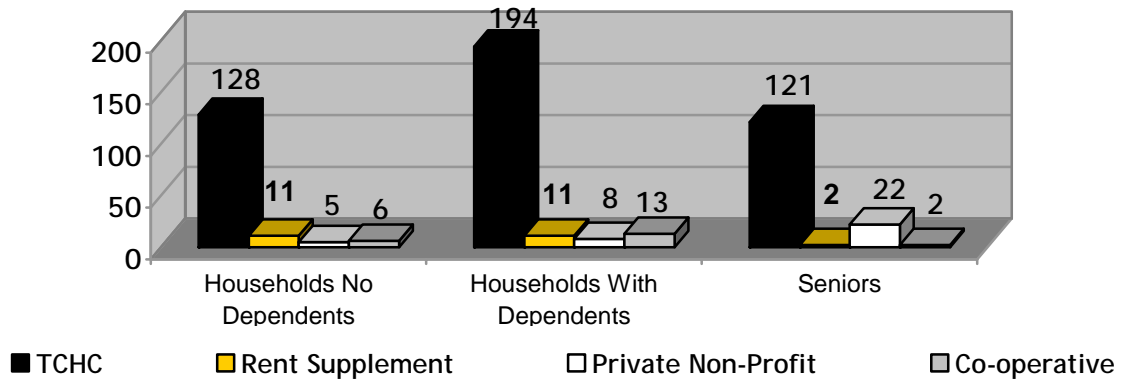
	Households no Dependents	Households With Dependents	Senior	Total
Households Requesting Wheelchair Access	178	97	128	403

HND = Households with no dependents

HWD = Households with dependents

Housing Connections

**TOTAL HOUSED**



TCHC	Room	Bach	1B	2B	3B	4B	5B+	Total
HND	16	44	51	12	5	0	0	128
HWD	0	2	4	89	87	8	4	194
Seniors	0	85	34	2	0	0	0	121
<b>Total</b>	<b>16</b>	<b>131</b>	<b>89</b>	<b>103</b>	<b>92</b>	<b>8</b>	<b>4</b>	<b>443</b>
RENT SUPPLEMENT	Room	Bach	1B	2B	3B	4B	5B+	Total
HND	0	0	9	2	0	0	0	11
HWD	0	0	0	8	2	1	0	11
Seniors	0	0	1	1	0	0	0	2
<b>Total</b>	<b>0</b>	<b>0</b>	<b>10</b>	<b>11</b>	<b>2</b>	<b>1</b>	<b>0</b>	<b>24</b>
PNP	Room	Bach	1B	2B	3B	4B	5B+	Total
HND	0	1	3	1	0	0	0	5
HWD	0	0	0	7	1	0	0	8
Seniors	0	6	15	1	0	0	0	22
<b>Total</b>	<b>0</b>	<b>7</b>	<b>18</b>	<b>9</b>	<b>1</b>	<b>0</b>	<b>0</b>	<b>35</b>
CO-OP	Room	Bach	1B	2B	3B	4B	5B+	Total
HND	0	0	6	0	0	0	0	6
HWD	0	0	0	9	3	1	0	13
Seniors	0	0	2	0	0	0	0	2
<b>Total</b>	<b>0</b>	<b>0</b>	<b>8</b>	<b>9</b>	<b>3</b>	<b>1</b>	<b>0</b>	<b>21</b>

HND = Households with no dependents  
 HWD = Households with dependents

PNP = Private Non Profit

**TOTALS HOUSED IN PRIVATE NON PROFIT AND CO-OP PROVIDERS**

Providers	Room	Bach	1B	2B	3B	4B	5B +	Total
ALDEBRAIN ATTENDANT CARE SERVICES				1				1
ALMISE CO-OPERATIVE HOMES INC			1					1
ATKINSON HOUSING CO-OP			1					1
BAZAAR NON-PROFIT HOUSING CORPORATION			1					1
BIRMINGHAM HOMES CO-OP INC				1				1
CANRISE NON-PROFIT HOUSING			1					1
CHORD HOUSING CO-OPERATIVE INC			1		1			2
DUNCAN MILLS LABOURERS' LOCAL 183 CO-OP			1					1
HELLENIC HOME FOR THE AGED INC				1				1
INTERFAITH HOMES CENTENARY CORPORATION			3					3
JENNY GREEN CO-OPERATIVE HOMES CIN				1				1
KEHILLA RESIDENTIAL PROGRAMME				2				2
LAKESHORE GARDENS CO-OPERATIVE HOMES INC				1				1
LOYOLA ARRUPPE CORPORATION		2						2
MAPLE LEAF DRIVE SENIORS NON-PROFIT RESIDENTIAL CORP			1					1
MAURICE COULTER HOUSING CO-OPERATIVE				1				1
MIMICO CO-OPERATIVE HOMES INC				1				1
NAKISKA CO-OPERATIVE HOMES INC				2				2
NEIGHBOURHOOD LINK			1	1	1			3
NISBED LODGE (MCCLINTOCK MANOR)			3					3
ORCHARD GROVE HOUSING CO-OPERATIVE INC			1					1
PERFORMING ARTS LODGES OF CANADA			2					2
RAKOCZI VILLA NON PROFIT HOUSING CORP		1						1
ROBERT COOKE CO-OPERATIVE HOMES			2					2
SECORD AVENUE CO-OPERATIVE HOMES				1				1
ST. DEMETRIUS UKRANIAN DEVELOPMENT CORPORATION			1					1
ST. MATTHEW'S BRACONDAL HOUSE		4						4
STS. PETER AND PAUL UKRANIAN COMMUNITY HOMES			1					1
T.C. DOUGLAS HOUSING CO-OPERATIVE INC						1		1
TAYLOR CREEK CO-OPERATIVE HOMES				1				1
TERRA BELLA NON PROFIT HOUSING CORPORATION				2				2
THE HOPE CENTRE-DANFORTH			1					1
THE ST. HILDA'S TOWERS INC			2					2

## Housing Connections

Providers	Room	Bach	1B	2B	3B	4B	5B +	Total
THORNCLIFFE CHAPEL HOUSING CORPORATION			1					1
VILLA OTTHON NON PROFIT CORPORATION				1				1
VINCENT PAUL FAMILY HOMES CORPORATION				1				1
WILCOX CREEK HOUSING CO-OPERATIVE			1		1			2
WILLMAR EIGHT HOUSING CO-OP					1			1
<b>TOTAL</b>	<b>0</b>	<b>7</b>	<b>26</b>	<b>18</b>	<b>4</b>	<b>1</b>	<b>0</b>	<b>56</b>

## SUMMARY OF VACANCY ACTIVITY

Provider	As of November 1, 2008	New	Cancelled	Offered	Accepted	As of November 30, 2008
TCHC	883	580	161	1,262	452	835
RS	44	14	1	34	24	32
PNP	83	55	21	71	35	80
CO-OP	57	44	21	49	21	58
<b>Totals</b>	<b>1,067</b>	<b>693</b>	<b>204</b>	<b>1,416</b>	<b>532</b>	<b>1,005</b>

TCHC = Toronto Community Housing Corporation  
 RS = Rent Supplement  
 PNP = Private Non-Profit Housing Provider  
 CO-OP = Co-operative Housing Provider  
 Housing Provider = Landlord or Building Owner

**TOTAL NUMBER OF HOUSEHOLDS HOUSED WITH SPECIAL HOUSING REQUIREMENTS**

TCHC	SPHC	Terminally III	Over Housed	Homeless	Separated Family	Youth	Supportive Housing	Special Needs	Total
HND	36	8	0	27	0	1	0	14	86
HWD	77	4	0	21	2	0	1	12	117
Seniors	11	7	0	24	0	0	3	2	47
<b>Total</b>	<b>124</b>	<b>19</b>	<b>0</b>	<b>72</b>	<b>2</b>	<b>1</b>	<b>4</b>	<b>28</b>	<b>250</b>
RENT SUPPLEMENT	SPHC	Terminally III	Over Housed	Homeless	Separated Family	Youth	Supportive Housing	Special Needs	Total
HND	3	4	0	1	0	0	0	1	9
HWD	6	0	0	0	0	0	0	2	8
Seniors	0	0	0	0	0	0	0	0	0
<b>Total</b>	<b>9</b>	<b>4</b>	<b>0</b>	<b>1</b>	<b>0</b>	<b>0</b>	<b>0</b>	<b>3</b>	<b>17</b>
PNP/CO-OP	SPHC	Terminally III	Over Housed	Homeless	Separated Family	Youth	Supportive Housing	Special Needs	Total
HND	8	0	0	0	0	0	0	0	8
HWD	18	0	0	1	0	0	0	0	19
Seniors	3	2	0	2	0	0	0	0	7
<b>Total</b>	<b>29</b>	<b>2</b>	<b>0</b>	<b>3</b>	<b>0</b>	<b>0</b>	<b>0</b>	<b>0</b>	<b>34</b>
<b>Grand Total</b>	<b>162</b>	<b>25</b>	<b>0</b>	<b>76</b>	<b>2</b>	<b>1</b>	<b>4</b>	<b>31</b>	<b>301</b>

TCHC = Toronto Community Housing Corporation  
 RS = Rent Supplement  
 PNP = Private Non-Profit Provider  
 CO-OP = Co-operative Housing Provider

HND = Households with no dependents  
 HWD = Households with dependents  
 SPHC = Special Priority Housing Category