



Monthly  
Statistical  
Report

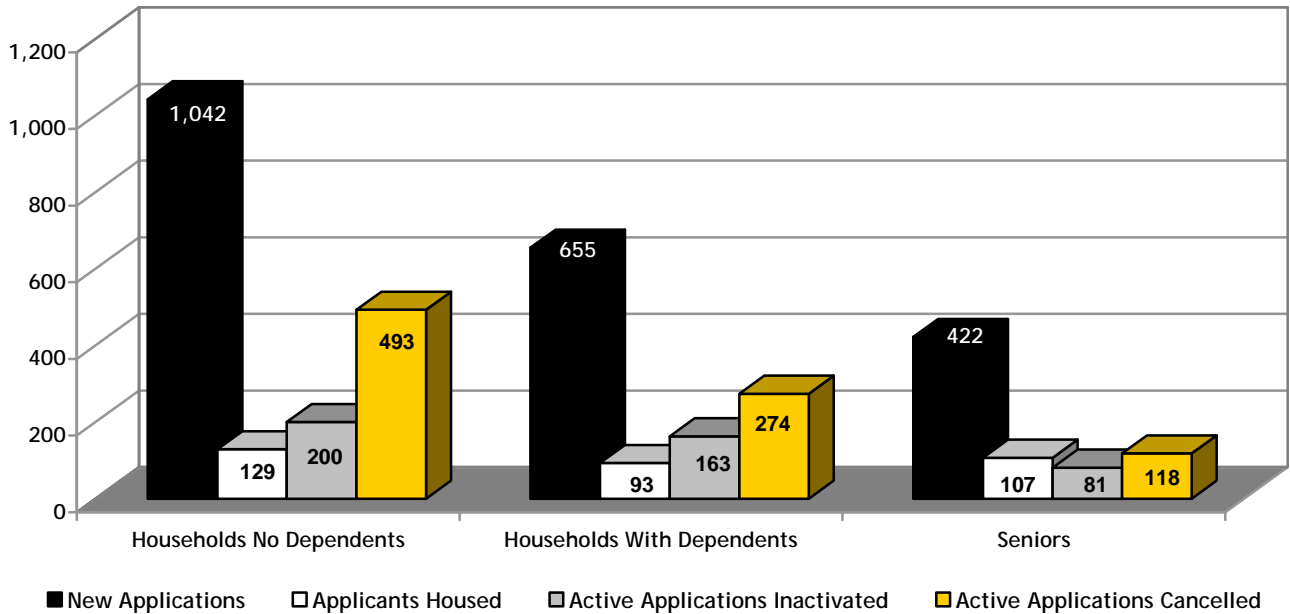
---

MARCH 2008

**SUMMARY OF ACTIVITIES**

Total number of people on Housing Connections centralized waiting list for social housing is 129,140 as of March 31, 2008, compared to 129,950 as at February 29, 2008. The rest of the numbers in this Statistical Report refer to household applications that may have several people on their application.

**Active Waiting List**



Active Waiting List	HND	HWD	Senior	Total
New/Reactivated Applications	1,042	655	422	2,119
Applicants Housed *	129	93	107	329
Active Applications Inactivated	200	163	81	444
Active Applications Cancelled	493	274	118	885
<b>Total Active Applications</b>	<b>20,320</b>	<b>16,968</b>	<b>13,744</b>	<b>**51,032</b>

- \*This number includes households housed directly by providers.
- \*\*This number includes 1 household, which at this time has not been assigned a household type

HND – Households with no dependents  
 HWD – Households with dependents

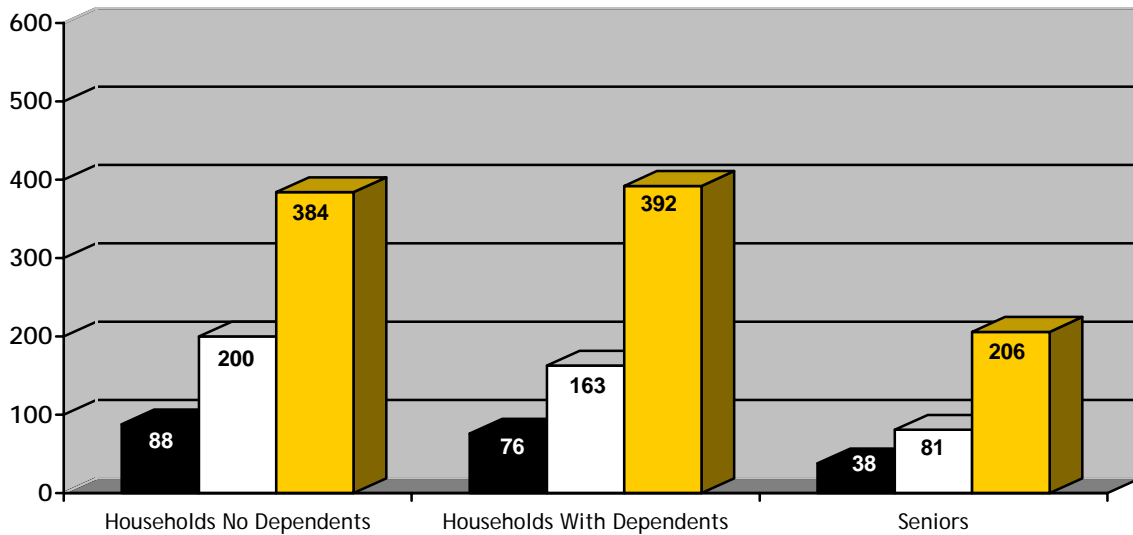
‘Active’ waiting list – on waiting list and ready to be housed

‘Inactive’ waiting list – on waiting list but cannot be housed for any number of reasons i.e. waiting for documents, haven’t heard from applicant, mail returned, no response to requests for confirmation of interest or housing offer withdrawn. Applications can be inactive for up to 24 months (five years for homeless applicants) before being cancelled.

**Note:** 722 total applications were received through the web for March 2008, compared to 657 received February 2008.

**SUMMARY OF ACTIVITIES**

Inactive Waiting List



■ Reactivated Applications □ Active Applications Inactivated ■ Inactive Applications Cancelled

Inactive Waiting List	HND	HWD	Senior	Total
Reactivated Applications	88	76	38	202
Active Applications Inactivated	200	163	81	444
Inactive Applications Cancelled	384	392	206	982
<b>Total Inactive Applications</b>	<b>6,836</b>	<b>5,932</b>	<b>2,903</b>	<b>15,671</b>

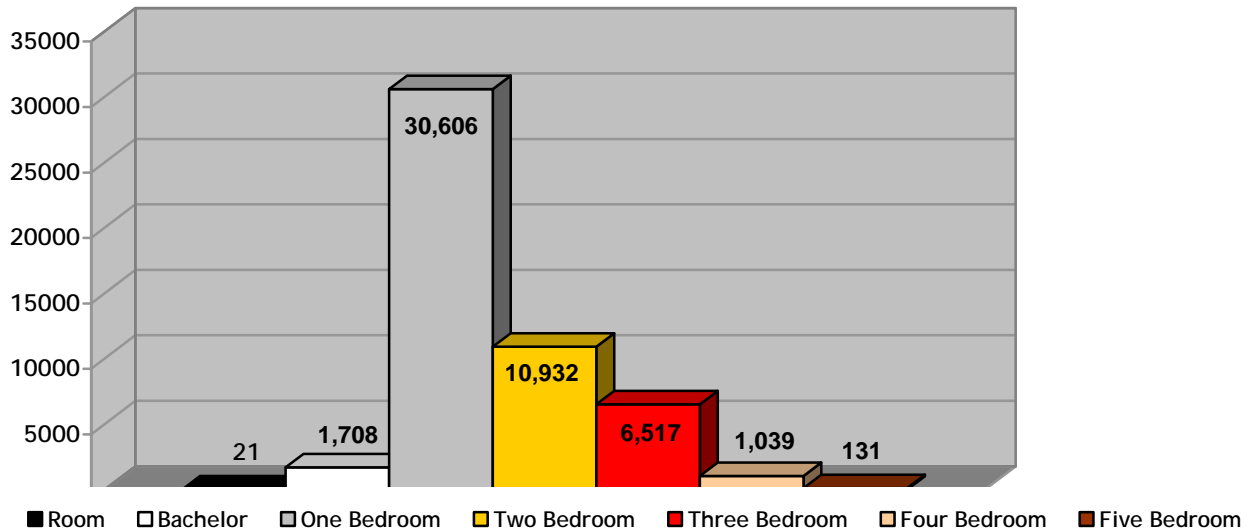
Total Waiting List	HND	HWD	Senior	Total
Total waiting list as at March 31 <sup>st</sup> , 2008	27,156	22,900	16,647	66,703
Comparison to Total Waiting List as at March 31 <sup>st</sup> , 2007	26,009	23,126	15,690	64,828

HND = Households with no dependents  
 HWD = Households with dependents

**'Inactive' waiting list** – on waiting list but cannot be housed for any number of reasons i.e. waiting for documents, haven't heard from applicant, mail returned, no response to requests for confirmation of interest or housing offer withdrawn. Applications can be inactive for up to 24 months (five years for homeless applicants) before being cancelled.

**SUMMARY OF THE ACTIVE WAITING LIST DEMAND BY UNIT TYPE**

Demand By Unit Type Totals



Unit Type	HND	HWD	Senior	Total
Room	20	0	1	21
Bachelor	1,133	18	557	1,708
One Bedroom	16,817	1,082	12,707	30,606
Two Bedroom	1,816	8,752	364	10,932
Three Bedroom	465	6,025	81	6,571
Four Bedroom	52	969	18	1,039
Five Bedroom	10	115	6	131
<b>Total</b>	<b>20,313</b>	<b>16,961</b>	<b>13,734</b>	<b>51,008</b>

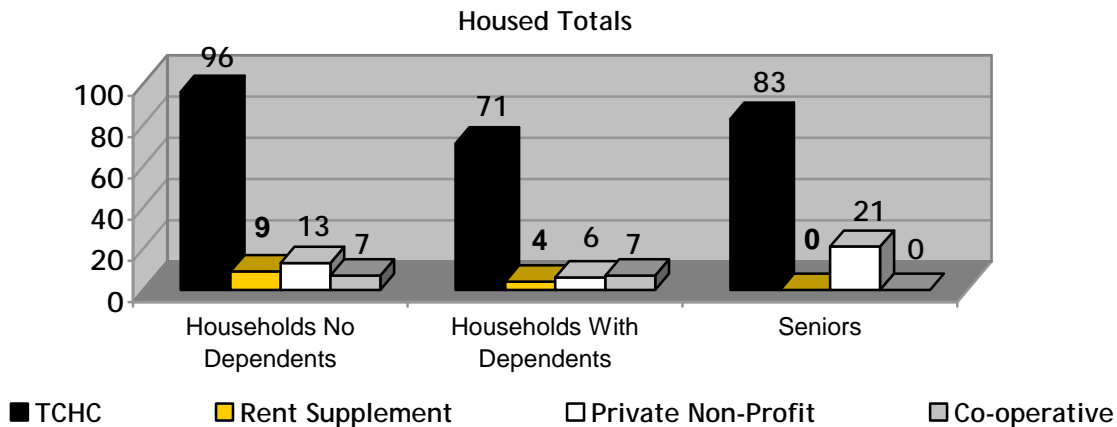
- Unit Type indicated is the largest type selected by the applicant.

	Households no Dependents	Households With Dependents	Senior	Total
Households Requesting Wheelchair Access	163	103	116	382

HND = Households with no dependents

HWD = Households with dependents

**HOUSED TOTALS**



TCHC	Room	Bach	1B	2B	3B	4B	5B+	Total
HND	7	53	25	8	3	0	0	96
HWD	0	2	1	36	31	1	0	71
Seniors	2	61	17	3	0	0	0	83
<b>Total</b>	<b>9</b>	<b>116</b>	<b>43</b>	<b>47</b>	<b>34</b>	<b>1</b>	<b>0</b>	<b>250</b>

RENT SUPPLEMENT	Room	Bach	1B	2B	3B	4B	5B+	Total
HND	0	0	7	2	0	0	0	9
HWD	0	0	0	3	1	0	0	4
Seniors	0	0	0	0	0	0	0	0
<b>Total</b>	<b>0</b>	<b>0</b>	<b>7</b>	<b>5</b>	<b>1</b>	<b>0</b>	<b>0</b>	<b>13</b>

PNP	Room	Bach	1B	2B	3B	4B	5B+	Total
HND	0	3	9	1	0	0	0	13
HWD	0	0	0	3	2	1	0	6
Seniors	0	2	19	0	0	0	0	21
<b>Total</b>	<b>0</b>	<b>5</b>	<b>28</b>	<b>4</b>	<b>2</b>	<b>1</b>	<b>0</b>	<b>40</b>

CO-OP	Room	Bach	1B	2B	3B	4B	5B+	Total
HND	0	0	4	3	0	0	0	7
HWD	0	0	1	1	4	1	0	7
Seniors	0	0	0	0	0	0	0	0
<b>Total</b>	<b>0</b>	<b>0</b>	<b>5</b>	<b>4</b>	<b>4</b>	<b>1</b>	<b>0</b>	<b>14</b>

HND = Households with no dependents  
 HWD = Households with dependents

**HOUSED PRIVATE NON PROFIT AND CO-OP PROVIDERS**

Providers	Room	Bach	1B	2B	3B	4B	5B +	Total
ACLI ETOBICOKE COMMUNITY HOMES			1					1
AKWA HONSTA NON-PROFIT ABORIGINAL HOMES		2						2
ALMISE CO-OPERATIVE HOMES INC			1					1
ASCOT CO-OP HOMES				1				1
ATAHUALPA CO-OPERATIVE HOMES 1987 INC					1			1
BAZAAR NON-PROFIT HOUSING CORPORATION				1				1
BELLO HORIZONTE NON-PROFIT HOMES CORP						1		1
CANRISE NON-PROFIT HOUSING INC			2					2
CHORD HOUSING CO-OPERATIVE INC			2		1			3
EMMANUEL LUTHERAN MANOR VICTORIA VILLAGE			1					1
GLEN GARDENS HOUSING CO-OPERATIVE INC				1				1
GRACE COMMUNITIES CORPORATION SCARBOROUGH			2					2
GRACE HARTMAN HOUSING CO-OPERATIVE INC						1		1
HARRY SHERMAN CROWE HOUSING CO-OP INC			1	1	1			3
HUMBERVALE CHRISTIAN OUTREACH FOUNDATION INC			1					1
KEHILLA RESIDENTIAL PROGRAMME				1				1
KNIGHTS VILLAGE NON-PROFIT HOMES INC			1		1			2
LOYOLA ARRUPPE CORPORATION		1						1
MAPLE LEAF DRIVE SENIORS NON-PROFIT RESIDENTIAL CORP			4					4
MASARYKTOWN NON-PROFIT RESIDENCES INC				1				1
NEIGHBOURHOOD LINK			2					2
NISBET LODGE (MCCLINTOCK MANOR)			1					1
NUC-TUCT (LESTER B. PEARSON)			1					1
PERFORMING ARTS LODGES OF CANADA			1					1
PROJECT ESPERANCE				1				1
RAKOCZI VILLA NON PROFIT HOUSING CORP			1					1
RICHVIEW BAPTIST FOUNDATION			1					1
ST. DEMETRIUS UKRANIAN DEVELOPMENT CORPORATION			2					2
ST. JOHN'S POLISH NATIONAL CATHOLIC RESIDENTIAL CORP			1					1
ST. LAWRENCE NEIGHBOURHOOD SENIORS NON PROFIT HOUSING			2					2
ST. MATTHEW'S BRADONDALE HOUSE			1					1
ST. PAUL'S L'AMOREAUX CENTRE		1						1
THE ST. HILDA'S TOWERS INC.			1					1

## Housing Connections

Providers	Room	Bach	1B	2B	3B	4B	5B +	Total
TOBIAS HOUSE OF TORONTO-CARING IN THE SPIRIT OF ST. FRANCIS		1						1
VILA GASPAR CORTE REAL INC			1					1
VILLA LUSO NON PROFIT HOUSING CORPORATION			1					1
VILLA OTTHON NON PROFIT CORPORATION					1			1
VINCENT PAUL FAMILY HOMES				1				1
WILLMAR EIGHT HOUSING CO-OP			1					1
WOBURN VILLAGE CO-OP					1			1
<b>TOTAL</b>	<b>0</b>	<b>5</b>	<b>33</b>	<b>8</b>	<b>6</b>	<b>2</b>	<b>0</b>	<b>54</b>

## SUMMARY OF VACANCY ACTIVITY

Provider	As of March 1 <sup>st</sup> , 2008	New	Cancelled	Offered	Accepted	As of March 31 <sup>st</sup> , 2008
TCHC	594	331	62	697	267	609
RS	41	11	3	22	13	32
PNP	64	64	28	96	41	61
CO-OP	72	19	9	39	13	70
<b>Totals</b>	<b>771</b>	<b>425</b>	<b>102</b>	<b>854</b>	<b>334</b>	<b>772</b>

TCHC = Toronto Community Housing Corporation  
 RS = Rent Supplement  
 PNP = Private Non-Profit Housing Provider  
 CO-OP = Co-operative Housing Provider

## Housing Connections

### HOUSED HOUSEHOLDS WITH SPECIAL HOUSING REQUIREMENTS

TCHC	SPHC	Terminally III	Homeless	Separated Family	Youth	Supportive Housing	Special Needs	Total
HND	11	1	21	0	0	1	8	42
HWD	16	0	24	0	1	0	4	45
Seniors	7	1	15	0	0	2	4	29
<b>Total</b>	<b>34</b>	<b>2</b>	<b>60</b>	<b>0</b>	<b>1</b>	<b>3</b>	<b>16</b>	<b>116</b>

RENT SUPPLEMENT	SPHC	Terminally III	Homeless	Separated Family	Youth	Supportive Housing	Special Needs	Total
HND	2	1	1	0	0	0	0	4
HWD	0	0	0	1	0	0	0	1
Seniors	0	0	0	0	0	0	0	0
<b>Total</b>	<b>2</b>	<b>1</b>	<b>1</b>	<b>1</b>	<b>0</b>	<b>0</b>	<b>0</b>	<b>5</b>

PNP/CO-OP	SPHC	Terminally III	Homeless	Separated Family	Youth	Supportive Housing	Special Needs	Total
HND	14	0	5	0	0	1	2	22
HWD	10	0	3	0	0	0	0	13
Seniors	4	0	1	0	0	0	1	6
<b>Total</b>	<b>28</b>	<b>0</b>	<b>9</b>	<b>0</b>	<b>0</b>	<b>1</b>	<b>3</b>	<b>41</b>

<b>Grand Total</b>	<b>64</b>	<b>3</b>	<b>70</b>	<b>1</b>	<b>1</b>	<b>4</b>	<b>19</b>	<b>162</b>
--------------------	-----------	----------	-----------	----------	----------	----------	-----------	------------

TCHC = Toronto Community Housing Corporation  
 RS = Rent Supplement  
 PNP = Private Non-Profit Provider  
 CO-OP = Co-operative Housing Provider

HND = Households with no dependents  
 HWD = Households with dependents