



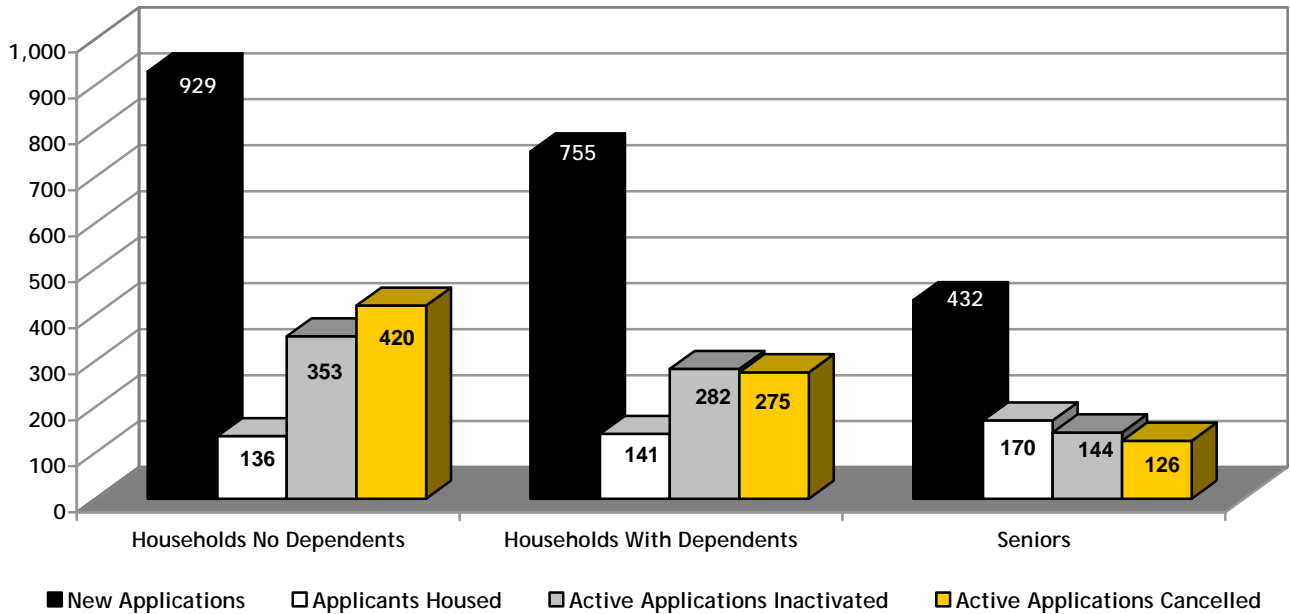
Monthly
Statistical
Report

JULY 2008

SUMMARY OF ACTIVITIES

Total number of people on Housing Connections centralized waiting list for social housing is 128,488 as of July 31, 2008, compared to 128,454 as at June 30, 2008. The rest of the numbers in this Statistical Report refer to household applications that may have several people on their application.

Active Waiting List



Active Waiting List	HND	HWD	Senior	Total
New/Reactivated Applications	929	755	432	2,116
Applicants Housed *	136	141	170	447
Active Applications Inactivated	353	282	144	779
Active Applications Cancelled	420	275	126	821
Total Active Applications	20,342	17,146	14,186	51,674

*This number includes households housed directly by providers.

HND – Households with no dependents

HWD – Households with dependents

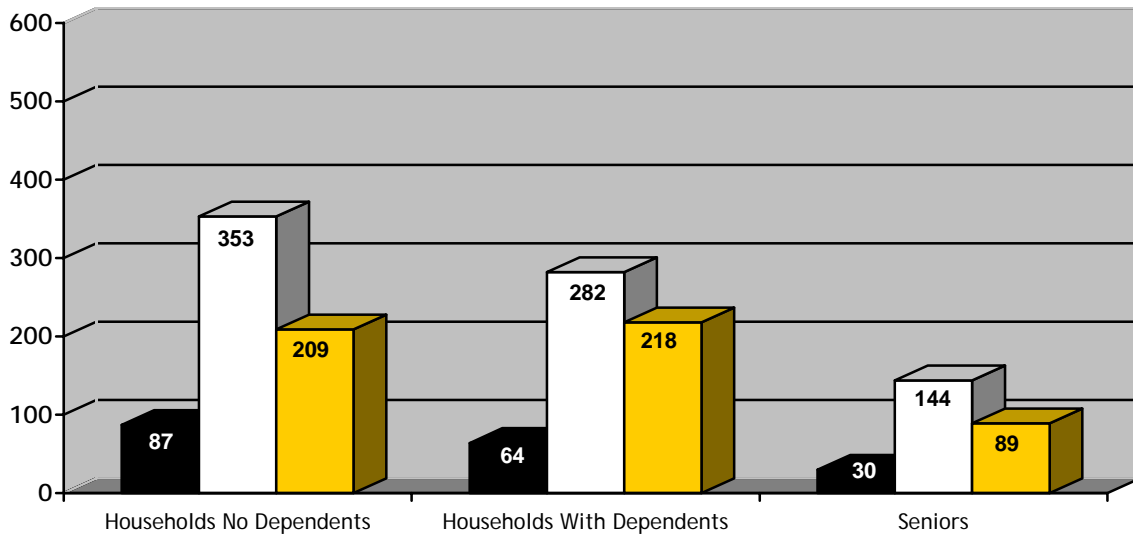
‘Active’ waiting list – on waiting list and ready to be housed

‘Inactive’ waiting list – on waiting list but cannot be housed for any number of reasons i.e. waiting for documents, haven’t heard from applicant, mail returned, no response to requests for confirmation of interest or housing offer withdrawn. Applications can be inactive for up to 24 months (five years for homeless applicants) before being cancelled.

Note: 726 total applications were received through the web for July 2008, compared to 691 received June 2008.

SUMMARY OF ACTIVITIES

Inactive Waiting List



■ Reactivated Applications □ Active Applications Inactivated ■ Inactive Applications Cancelled

Inactive Waiting List	HND	HWD	Senior	Total
Reactivated Applications	87	64	30	181
Active Applications Inactivated	353	282	144	779
Inactive Applications Cancelled	209	218	89	516
Total Inactive Applications	6,723	5,670	2,759	15,152

Total Waiting List	HND	HWD	Senior	Total
Total waiting list as at July 31, 2008	27,065	22,816	16,945	66,826
Total Waiting List as at July 31, 2007	26,551	23,252	16,195	66,001

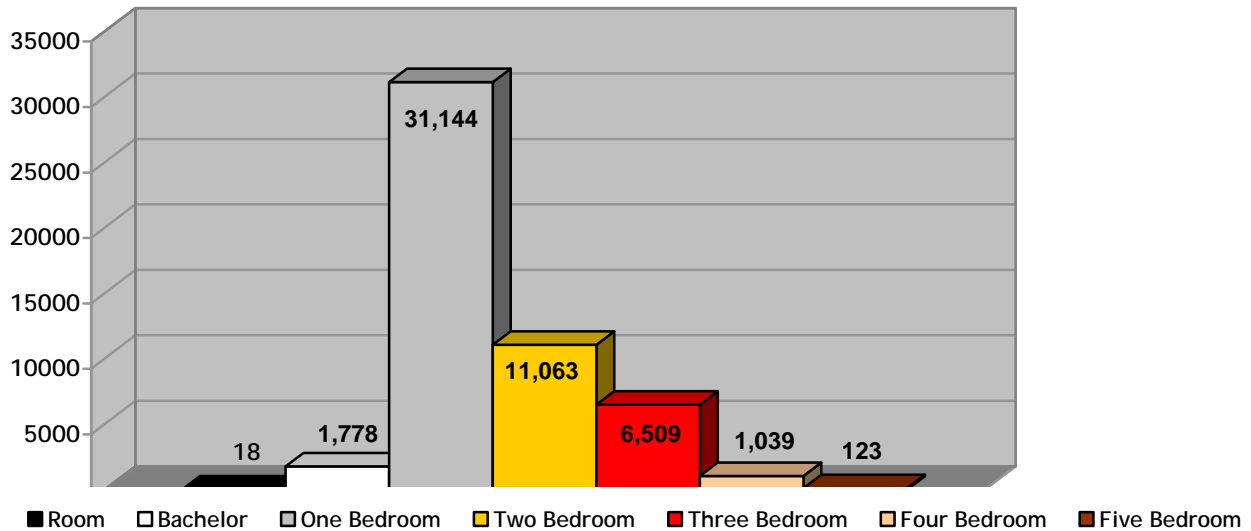
HND = Households with no dependents

HWD = Households with dependents

'Inactive' waiting list – on waiting list but cannot be housed for any number of reasons i.e. waiting for documents, haven't heard from applicant, mail returned, no response to requests for confirmation of interest or housing offer withdrawn. Applications can be inactive for up to 24 months (five years for homeless applicants) before being cancelled.

SUMMARY OF THE ACTIVE WAITING LIST DEMAND BY UNIT TYPE

Demand By Unit Type Totals



Unit Type	HND	HWD	Senior	Total
Room	16	0	2	18
Bachelor	1,159	21	598	1,778
One Bedroom	16,915	1,069	13,160	31,144
Two Bedroom	1,819	8,881	397	11,063
Three Bedroom	408	6,077	24	6,509
Four Bedroom	49	986	4	1,039
Five Bedroom	10	112	1	123
Total	20,342	17,146	14,186	51,674

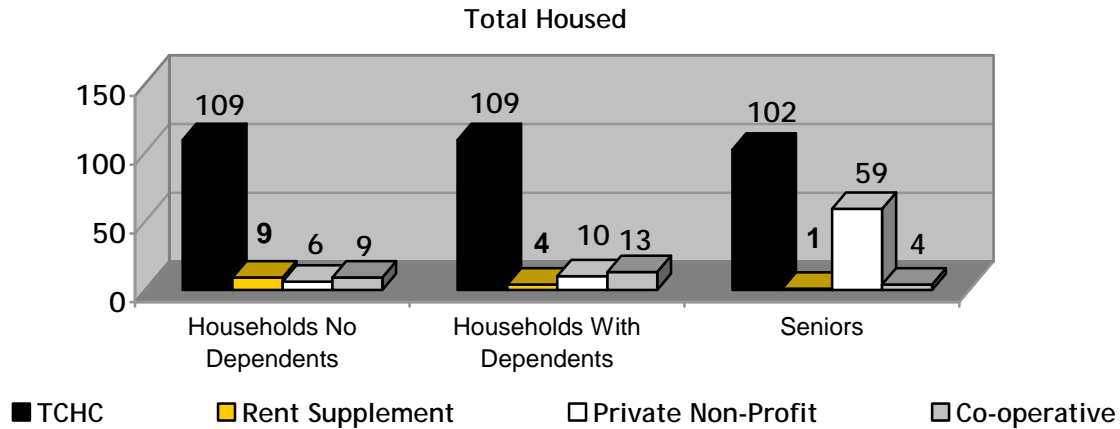
- Unit Type indicated is the largest type selected by the applicant.

	Households no Dependents	Households With Dependents	Senior	Total
Households Requesting Wheelchair Access	169	94	118	381

HND = Households with no dependents

HWD = Households with dependents

TOTAL HOUSED



TCHC	Room	Bach	1B	2B	3B	4B	5B+	Total
HND	8	48	38	12	1	1	1	109
HWD	0	3	2	59	39	6	0	109
Seniors	0	63	33	4	2	0	0	102
Total	8	114	73	75	42	7	1	320

RENT SUPPLEMENT	Room	Bach	1B	2B	3B	4B	5B+	Total
HND	0	0	8	1	0	0	0	9
HWD	0	0	0	3	1	0	0	4
Seniors	0	0	1	0	0	0	0	1
Total	0	0	9	4	1	0	0	14

PNP	Room	Bach	1B	2B	3B	4B	5B+	Total
HND	0	1	4	1	0	0	0	6
HWD	0	0	0	5	4	0	0	10
Seniors	0	4	50	5	0	0	0	59
Total	0	5	54	12	4	0	0	75

CO-OP	Room	Bach	1B	2B	3B	4B	5B+	Total
HND	0	1	2	3	3	0	0	9
HWD	0	0	0	11	1	1	0	13
Seniors	0	0	3	1	0	0	0	4
Total	0	1	5	15	4	1	0	26

HND = Households with no dependents
 HWD = Households with dependents

PNP = Private Non Profit

TOTALS HOUSED IN PRIVATE NON PROFIT AND CO-OP PROVIDERS

Providers	Room	Bach	1B	2B	3B	4B	5B +	Total
ALDEBRAIN ATTENDANT CARE SERVICES				2				2
ASCOT CO-OP HOMES				4				4
ALMISE CO-OPERATIVE HOMES INC			3					3
ATKINSON CO-OP						1		1
BELLO HORIZONTE NON-PROFIT HOMES CORP			1					1
BRIMELL COURT CO-OPERATIVE				1	1			2
BROADVIEW HOUSING CO-OPERATIVE INC			1					1
CASA ABRUZZO BENEFOLENT COPORATION			8					8
CHURCH OF ATONEMENT ALDERWOOD SENIOR CITIZENS			1					1
CHURCH OF THE MASTERS HOMES CORP			2	1				3
COURTLAND MEWS CO-OPERATIVE HOMES INC				1				1
DOROTHY KLEIN SENIORS HOUSING INC			4					4
FIRST ERDELYI HOUSE		1						1
HARRY SHERMAN CROWE HOUSING CO-OP INC				1				1
HEATHERCROSS CHARITABLE FOUNDATION		1	2					3
HELLENIC HOME FOR THE AGED INC			1					1
ITALIAN CANADIAN BENEFOLENT SENIORS APARTMENTS			19					19
JENNY GREEN CO-OPERATIVE HOMES INC				2				2
KINGSWAY-LAMBTON HOMES FOR SENIORS INC			1					1
MAPLE LEAF DRIVE SENIORS NON-PROFIT RESIDENTIAL CORP			3					3
MAURICE COULTER HOUSING CO-OPERATIVE				1				1
MIMICO CO-OPERATIVE HOMES INC				1				1
NEIGHBOURHOOD LINK			1	3				4
NISBET LODGE (MCCLINTOCK MANOR)			2	1				3
PROJECT ESPERANCE				1				1
RICHVIEW BAPTIST FOUNDATION			1					1
ROBIN GARDNER VOCE NON-PROFIT HOMES					1			1
SALVADOR DEL MUNDO/UPWOOD CO-OP				1				1
SCARBOROUGH HEIGHTS CO-OPERATIVE HOMES INC				2				2
SPENCER AVENUE CO-OPERATIVE HOMES INCORPORATED				2				2
ST. MATTHEW'S BRACONDAL HOUSE			1					1
STS PETER AND PAUL UKRANIAN COMMUNITY HOMES			1					1
TERRA BELLA NON PROFIT HOUSING CORPORATION				2				2
THE HOPE CENTRE-DANFORTH			1					1

Housing Connections

Providers	Room	Bach	1B	2B	3B	4B	5B +	Total
THORNCLIFFE CHAPEL HOUSING CORP			1					1
VILLA LUSO NON PROFIT HOUSING CORPORATION			1					1
VINCENT PAUL FAMILY HOMES			1					1
WIDWORTHY CHARITABLE FOUNDATION		3						3
WIGWAMEN INCORPORATED			1					1
WILLOW GLEN CO-OPERATIVE INC		1						1
WOBURN VILLAGE CO-OP					3			3
YEE HONG CHINESE EVERGREEN NON-PROFIT HOMES CORP			1					1
ZAHAV CHARITABLE FOUNDATION					1			1
TOTAL	0	6	58	26	6	1	0	97

SUMMARY OF VACANCY ACTIVITY

Provider	As of July 1, 2008	New	Cancelled	Offered	Accepted	As of July 31, 2008
TCHC	703	491	84	925	341	774
RS	17	21	4	21	14	18
PNP	76	76	19	122	75	58
CO-OP	67	33	8	41	26	66
Totals	963	621	115	1,109	456	916

TCHC = Toronto Community Housing Corporation

RS = Rent Supplement

PNP = Private Non-Profit Housing Provider

CO-OP = Co-operative Housing Provider

Housing Connections

TOTAL NUMBER OF HOUSEHOLDS HOUSED WITH SPECIAL HOUSING REQUIREMENTS

TCHC	SPHC	Terminally III	Homeless	Separated Family	Youth	Supportive Housing	Special Needs	Total
HND	23	1	40	0	4	2	6	76
HWD	43	2	13	0	0	1	2	61
Seniors	12	3	16	0	0	2	10	43
Total	78	6	69	0	4	5	18	180

RENT SUPPLEMENT	SPHC	Terminally III	Homeless	Separated Family	Youth	Supportive Housing	Special Needs	Total
HND	2	0	1	0	0	0	3	6
HWD	0	0	0	0	0	0	1	1
Seniors	0	0	0	0	0	0	0	0
Total	2	0	1	0	0	0	4	7

PNP/CO-OP	SPHC	Terminally III	Homeless	Separated Family	Youth	Supportive Housing	Special Needs	Total
HND	8	0	0	0	0	1	2	11
HWD	17	1	4	0	0	0	1	23
Seniors	7	4	4	0	0	4	7	26
Total	32	5	8	0	0	5	10	60

Grand Total	112	11	78	0	4	10	32	247
--------------------	------------	-----------	-----------	----------	----------	-----------	-----------	------------

TCHC = Toronto Community Housing Corporation
 RS = Rent Supplement
 PNP = Private Non-Profit Provider
 CO-OP = Co-operative Housing Provider

HND = Households with no dependents
 HWD = Households with dependents
 SPHC = Special Priority Housing Category