



Monthly  
Statistical  
Report

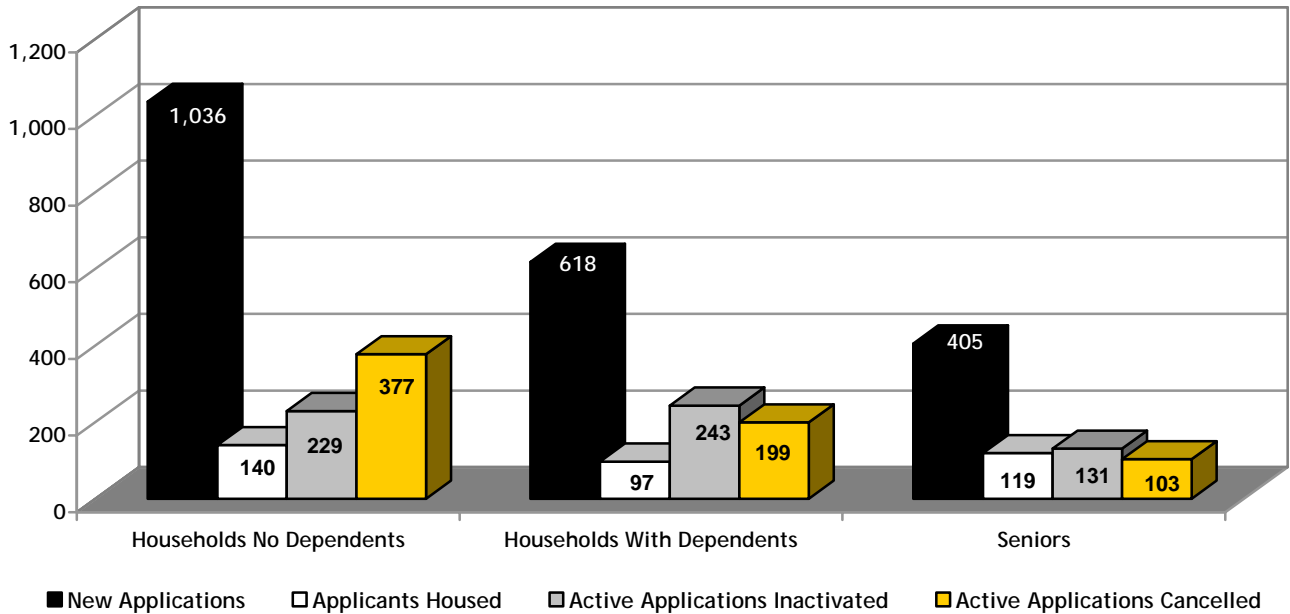
---

JANUARY 2008

**SUMMARY OF ACTIVITIES**

Total number of people on Housing Connections centralized waiting list for social housing is 128,895 as of January 31, 2008, compared to 128,666 as at December 31, 2007. The rest of the numbers in this Statistical Report refer to household applications that may have several people on their application.

**Active Waiting List**



Active Waiting List	HND	HWD	Senior	Total
New/Reactivated Applications	1,036	618	405	2,059
Applicants Housed *	140	97	119	356
Active Applications Inactivated	229	243	131	603
Active Applications Cancelled	377	199	103	679
<b>Total Active Applications</b>	<b>19,737</b>	<b>16,623</b>	<b>13,536</b>	<b>49,896</b>

\* This number includes households housed directly by providers.

HND – Households with no dependents

HWD – Households with dependents

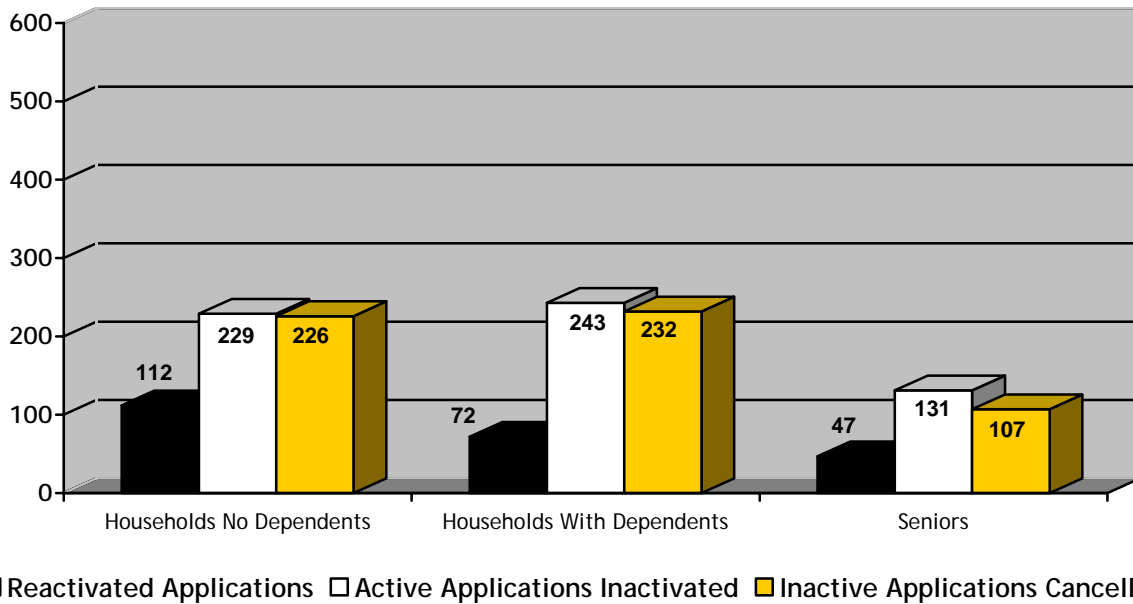
'Active' waiting list – on waiting list and ready to be housed

'Inactive' waiting list – on waiting list but cannot be housed for any number of reasons i.e. waiting for documents, haven't heard from applicant, mail returned, no response to requests for confirmation of interest or housing offer withdrawn. Applications can be inactive for up to 24 months (five years for homeless applicants) before being cancelled.

Note: 782 total applications were received through the web for January 2008, compared to 507 received December 2007.

**SUMMARY OF ACTIVITIES**

Inactive Waiting List



Inactive Waiting List	HND	HWD	Senior	Total
Reactivated Applications	112	72	47	231
Active Applications Inactivated	229	243	131	603
Inactive Applications Cancelled	226	232	107	565
<b>Total Inactive Applications</b>	<b>7,151</b>	<b>6,277</b>	<b>3,087</b>	<b>16,515</b>

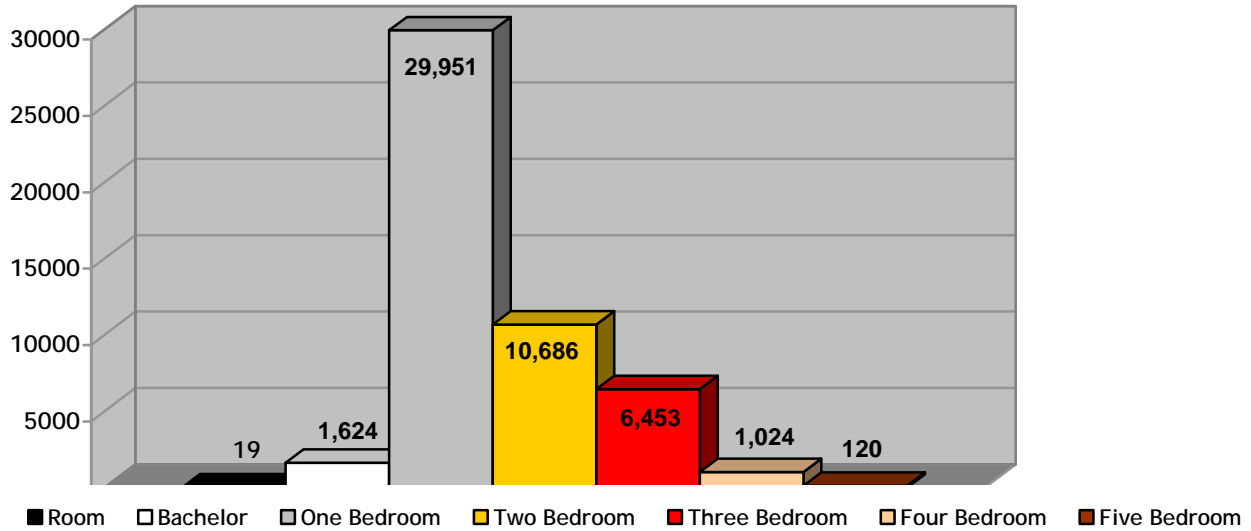
Total Waiting List	HND	HWD	Senior	Total
Total waiting list as at January 31 <sup>st</sup> , 2008	26,888	22,900	16,623	66,411
Comparison to Total Waiting List as at January 31 <sup>st</sup> , 2007	26,517	24,624	16,174	67,318

HND = Households with no dependents  
 HWD = Households with dependents

**'Inactive' waiting list** – on waiting list but cannot be housed for any number of reasons i.e. waiting for documents, haven't heard from applicant, mail returned, no response to requests for confirmation of interest or housing offer withdrawn. Applications can be inactive for up to 24 months (five years for homeless applicants) before being cancelled.

**SUMMARY OF THE ACTIVE WAITING LIST DEMAND BY UNIT TYPE**

Demand By Unit Type Totals



Unit Type	HND	HWD	Senior	Total
Room	18	0	1	19
Bachelor	1,052	19	553	1,624
One Bedroom	16,361	1,071	12,519	29,951
Two Bedroom	1,784	8,540	362	10,686
Three Bedroom	453	5,927	73	6,453
Four Bedroom	57	953	14	1,024
Five Bedroom	8	108	4	120
<b>Total</b>	<b>19,733</b>	<b>16,618</b>	<b>13,526</b>	<b>49,877</b>

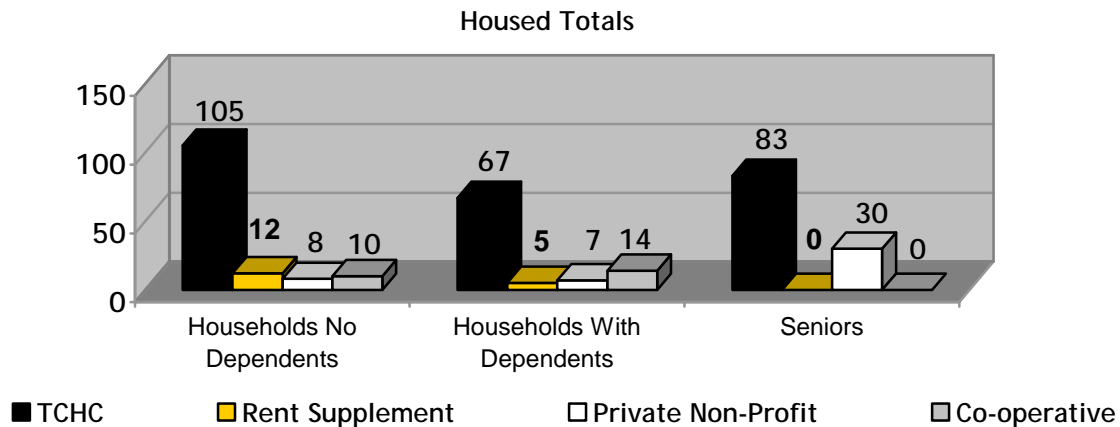
- Unit Type indicated is the largest type selected by the applicant.

	Households no Dependents	Households With Dependents	Senior	Total
Households Requesting Wheelchair Access	157	103	118	378

HND = Households with no dependents

HWD = Households with dependents

**HOUSED TOTALS**



TCHC	Room	Bach	1B	2B	3B	4B	5B+	Total
HND	13	38	35	15	3	1	0	105
HWD	0	1	4	33	22	6	1	67
Seniors	0	62	19	2	0	0	0	83
<b>Total</b>	<b>13</b>	<b>101</b>	<b>58</b>	<b>50</b>	<b>25</b>	<b>7</b>	<b>1</b>	<b>255</b>

RENT SUPPLEMENT	Room	Bach	1B	2B	3B	4B	5B+	Total
HND	0	0	10	2	0	0	0	12
HWD	0	0	0	2	3	0	0	5
Seniors	0	0	0	0	0	0	0	0
<b>Total</b>	<b>0</b>	<b>0</b>	<b>10</b>	<b>4</b>	<b>3</b>	<b>0</b>	<b>0</b>	<b>17</b>

PNP	Room	Bach	1B	2B	3B	4B	5B+	Total
HND	0	1	7	0	0	0	0	8
HWD	0	0	0	4	3	0	0	7
Seniors	0	9	18	3	0	0	0	30
<b>Total</b>	<b>0</b>	<b>10</b>	<b>25</b>	<b>7</b>	<b>3</b>	<b>0</b>	<b>0</b>	<b>45</b>

CO-OP	Room	Bach	1B	2B	3B	4B	5B+	Total
HND	0	1	6	2	1	0	0	10
HWD	0	0	1	3	8	1	1	14
Seniors	0	0	0	0	0	0	0	0
<b>Total</b>	<b>0</b>	<b>1</b>	<b>7</b>	<b>5</b>	<b>9</b>	<b>1</b>	<b>1</b>	<b>24</b>

HND = Households with no dependents  
 HWD = Households with dependents

**HOUSED PRIVATE NON PROFIT AND CO-OP PROVIDERS**

Providers	Room	Bach	1B	2B	3B	4B	5B +	Total
ALDEBRAIN ATTENDANT CARE SERVICES			2	1				3
ALL SAINTS CHURCH HOMES FOR TOMORROW SOCIETY		1						1
ATKINSON HOUSING CO-OP					3	1	1	5
BRIMELL COURT CO-OPERATIVE					1			1
BARSA KELLY CARI-CAN CO-OPERATIVE HOMES INC			2					2
CHURCH OF ATONEMENT ALDERWOOD SENIOR CITIZENS			1					1
COURTLAND MEWS CO-OPERATIVE HOMES INC					2			2
GARDENVIEW CO-OPERATIVE HOMES			1	2				3
HEATHERCROSS CHARITABLE FOUNDATION			1					1
HUMBERVALE CHRISTIAN OUTREACH FOUNDATION INC			1					1
INTERFAITH HOMES CENTENARY CORPORATION				1				1
JACK GOODLAD SENIOR CITIZEN RESIDENCES CORPORATION			1					1
KEHILLA RESIDENTIAL PROGRAMME			3					3
KINGSWAY-LAMBTON HOMES FOR SENIORS INC			1					1
LOYOLA ARRUPPE CORPORATION		1						1
NEIGHBOURHOOD LINK				2				2
RAKOCZI VILLA NON PROFIT HOUSING CORP			1					1
REXDALE PRESBYTERIAN SENIOR CITIZENS CORPORATION		1	1					2
RICHVIEW BAPTIST FOUNDATION			1					1
SCARBOROUGH HEIGHTS CO-OPERATIVE HOMES INC			1	1				2
SPENCER AVENUE CO-OPERATIVE HOMES INCORPORATED		1						1
ST. DEMETRIUS UKRANIAN DEVELOPMENT CORPORATION			1					1
ST. DAVID'S VILLAGE CORPORATION		4						4
ST. PAUL'S L'AMOREAUX CENTRE		2						2
STS PETER AND PAUL UKRANIAN COMMUNITY HOMES			1					1
TAYLOR CREEK CO-OPERATIVE HOMES				1				1
TAMIL CO-OPERATIVE HOMES INC			1	1				2
THE ST. HILDA'S TOWERS INC			1					1
THE ST. MARGARET'S TOWERS INC			1					1

## Housing Connections

Providers	Room	Bach	1B	2B	3B	4B	5B +	Total
VILLA LUSO NON PROFIT HOUSING CORPORATION			2					2
VILLA OTTHON NON PROFIT CORPORATION				1	1			2
VINCENT PAUL FAMILY HOMES CORPORATION			1	2				3
WIDWORTHY CHARITABLE FOUNDATION		1	4					5
WILLMAR EIGHT HOUSING CO-OP			2					2
WOBURN VILLAGE CO-OP					3			3
YEE HONG CHINESE EVERGREEN NON-PROFIT HOMES CORP			1		2			3
<b>TOTAL</b>	<b>0</b>	<b>11</b>	<b>32</b>	<b>12</b>	<b>12</b>	<b>1</b>	<b>1</b>	<b>69</b>

## SUMMARY OF VACANCY ACTIVITY

Provider	As of January 1 <sup>st</sup> , 2008	New	Cancelled	Offered	Accepted	As of January 31 <sup>st</sup> , 2008
TCHC	574	414	76	811	300	612
RS	38	19	2	25	17	37
PNP	55	68	16	111	45	62
CO-OP	65	41	19	74	24	65
<b>Totals</b>	<b>732</b>	<b>542</b>	<b>113</b>	<b>1,021</b>	<b>386</b>	<b>776</b>

TCHC = Toronto Community Housing Corporation  
 RS = Rent Supplement  
 PNP = Private Non-Profit Housing Provider  
 CO-OP = Co-operative Housing Provider

**Housing Connections**

**HOUSED HOUSEHOLDS WITH SPECIAL HOUSING REQUIREMENTS**

TCHC	SPHC	Terminally III	Homeless	Separated Family	Youth	Supportive Housing	Special Needs	Total
HND	26	1	36	0	1	4	10	78
HWD	18	1	15	1	0	1	7	43
Seniors	6	3	23	0	0	2	7	41
<b>Total</b>	<b>50</b>	<b>5</b>	<b>74</b>	<b>1</b>	<b>1</b>	<b>7</b>	<b>24</b>	<b>162</b>

RENT SUPPLEMENT	SPHC	Terminally III	Homeless	Separated Family	Youth	Supportive Housing	Special Needs	Total
HND	6	0	2	0	0	0	2	10
HWD	0	0	0	0	0	0	3	3
Seniors	0	0	0	0	0	0	0	0
<b>Total</b>	<b>6</b>	<b>0</b>	<b>2</b>	<b>0</b>	<b>0</b>	<b>0</b>	<b>5</b>	<b>13</b>

PNP/CO-OP	SPHC	Terminally III	Homeless	Separated Family	Youth	Supportive Housing	Special Needs	Total
HND	12	1	1	0	0	0	1	15
HWD	17	0	2	0	0	0	2	21
Seniors	4	0	3	0	0	1	4	12
<b>Total</b>	<b>33</b>	<b>1</b>	<b>6</b>	<b>0</b>	<b>0</b>	<b>1</b>	<b>7</b>	<b>48</b>

<b>Grand Total</b>	<b>89</b>	<b>6</b>	<b>82</b>	<b>1</b>	<b>1</b>	<b>8</b>	<b>36</b>	<b>223</b>
--------------------	-----------	----------	-----------	----------	----------	----------	-----------	------------

TCHC = Toronto Community Housing Corporation  
 RS = Rent Supplement  
 PNP = Private Non-Profit Provider  
 CO-OP = Co-operative Housing Provider

HND = Households with no dependents  
 HWD = Households with dependents