



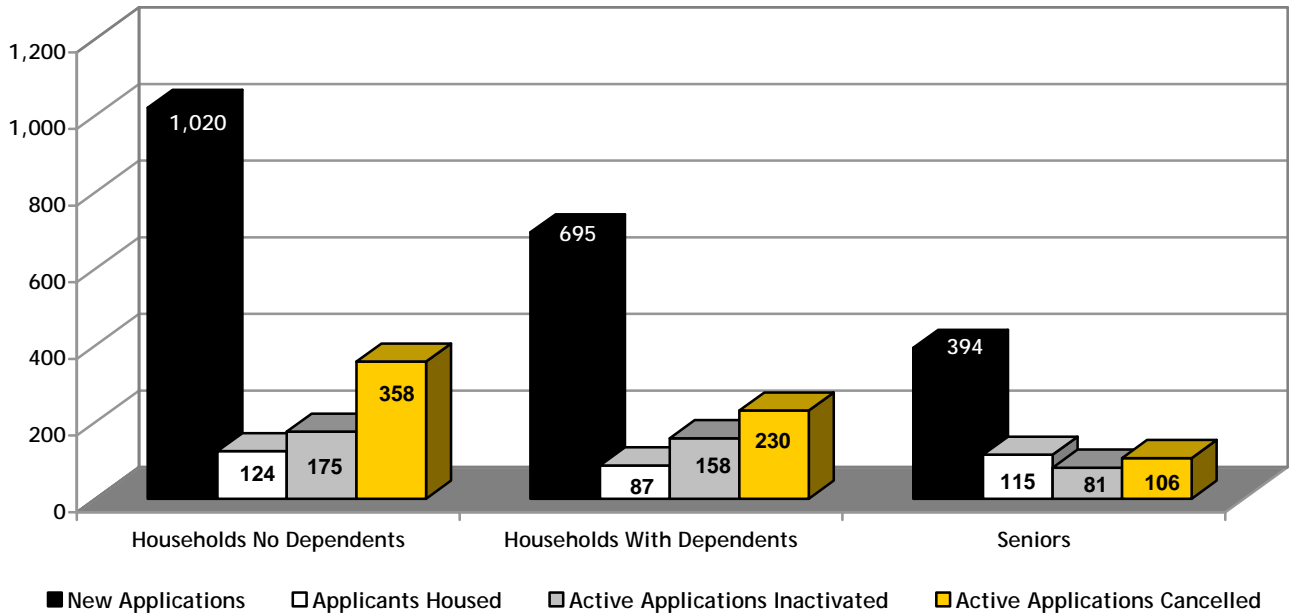
Monthly
Statistical
Report

FEBRUARY 2008

SUMMARY OF ACTIVITIES

Total number of people on Housing Connections centralized waiting list for social housing is 129,950 as of February 29, 2008, compared to 128,895 as at January 31, 2008. The rest of the numbers in this Statistical Report refer to household applications that may have several people on their application.

Active Waiting List



Active Waiting List	HND	HWD	Senior	Total
New/Reactivated Applications	1,020	695	394	2,109
Applicants Housed *	124	87	115	326
Active Applications Inactivated	175	158	81	414
Active Applications Cancelled	358	230	106	694
Total Active Applications	20,100	16,843	13,628	50,571

* This number includes households housed directly by providers.

HND – Households with no dependents

HWD – Households with dependents

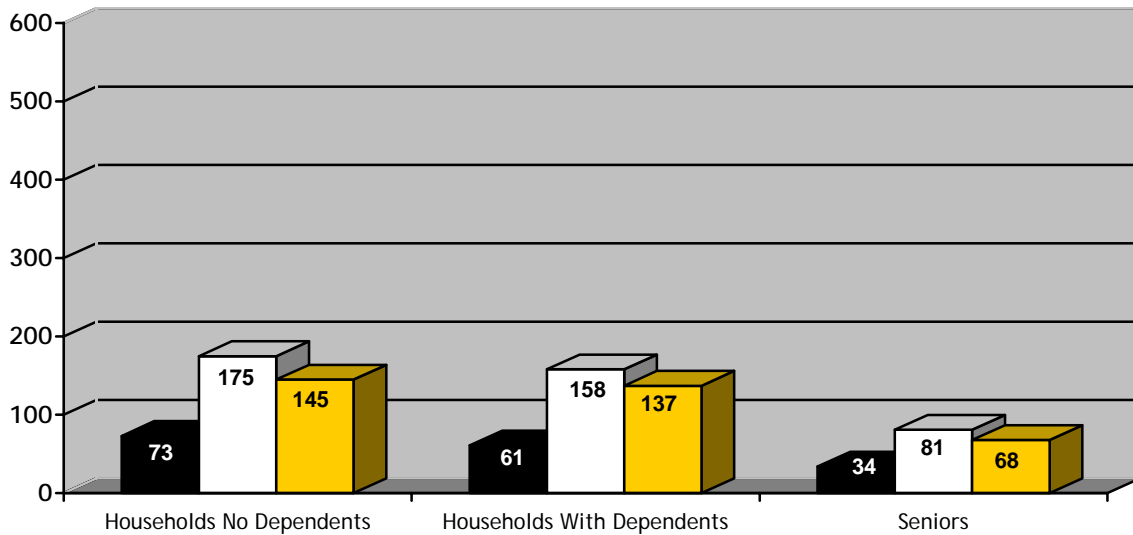
'Active' waiting list – on waiting list and ready to be housed

'Inactive' waiting list – on waiting list but cannot be housed for any number of reasons i.e. waiting for documents, haven't heard from applicant, mail returned, no response to requests for confirmation of interest or housing offer withdrawn. Applications can be inactive for up to 24 months (five years for homeless applicants) before being cancelled.

Note: 687 total applications were received through the web for February 2008, compared to 782 received January 2008.

SUMMARY OF ACTIVITIES

Inactive Waiting List



■ Reactivated Applications □ Active Applications Inactivated ■ Inactive Applications Cancelled

Inactive Waiting List	HND	HWD	Senior	Total
Reactivated Applications	73	61	34	168
Active Applications Inactivated	175	158	81	414
Inactive Applications Cancelled	145	137	68	350
Total Inactive Applications	7,108	6,237	3,066	16,411

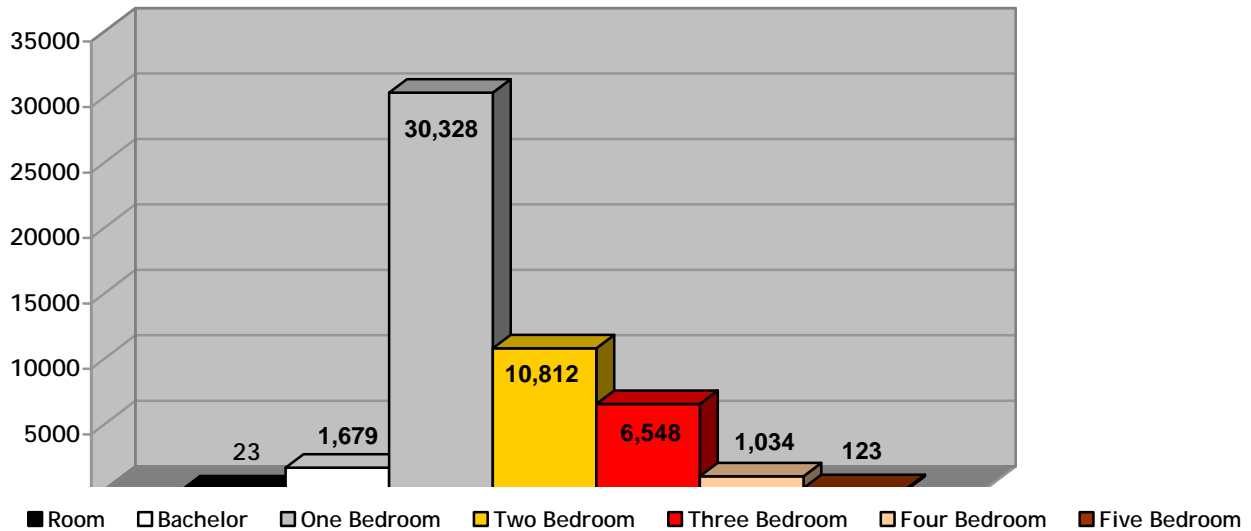
Total Waiting List	HND	HWD	Senior	Total
Total waiting list as at February 29 th , 2008	27,208	23,080	16,694	66,982
Comparison to Total Waiting List as at February 28 th , 2007	25,750	23,062	15,705	64,520

HND = Households with no dependents
 HWD = Households with dependents

'Inactive' waiting list – on waiting list but cannot be housed for any number of reasons i.e. waiting for documents, haven't heard from applicant, mail returned, no response to requests for confirmation of interest or housing offer withdrawn. Applications can be inactive for up to 24 months (five years for homeless applicants) before being cancelled.

SUMMARY OF THE ACTIVE WAITING LIST DEMAND BY UNIT TYPE

Demand By Unit Type Totals



Unit Type	HND	HWD	Senior	Total
Room	22	0	1	23
Bachelor	1,108	20	551	1,679
One Bedroom	16,647	1,085	12,596	30,328
Two Bedroom	1,791	8,656	365	10,812
Three Bedroom	461	6,009	78	6,548
Four Bedroom	57	959	18	1,034
Five Bedroom	8	108	7	123
Total	20,094	16,837	13,616	50,547

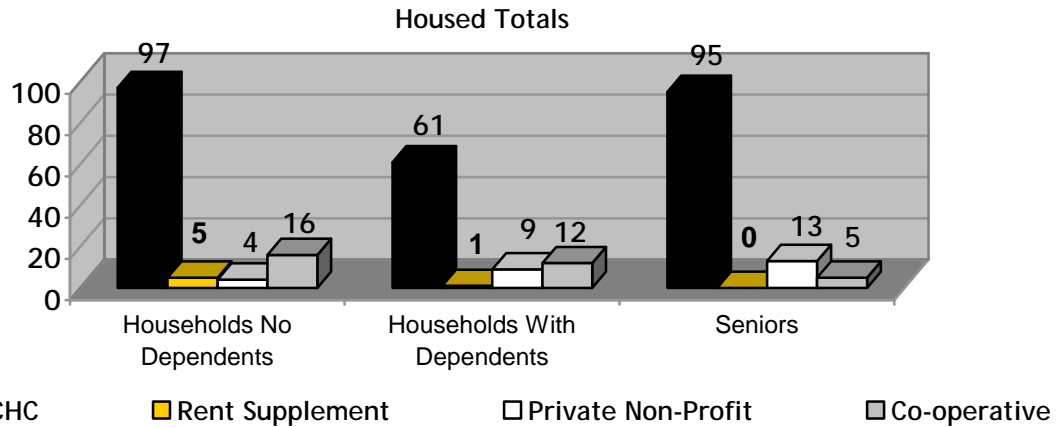
- Unit Type indicated is the largest type selected by the applicant.

	Households no Dependents	Households With Dependents	Senior	Total
Households Requesting Wheelchair Access	160	102	115	377

HND = Households with no dependents

HWD = Households with dependents

HOUSED TOTALS



TCHC	Room	Bach	1B	2B	3B	4B	5B+	Total
HND	1	51	28	17	0	0	0	97
HWD	0	1	2	42	13	2	1	61
Seniors	0	69	26	0	0	0	0	95
Total	1	121	56	59	13	2	1	253

RENT SUPPLEMENT	Room	Bach	1B	2B	3B	4B	5B+	Total
HND	0	0	5	0	0	0	0	5
HWD	0	0	0	0	1	0	0	1
Seniors	0	0	0	0	0	0	0	0
Total	0	0	5	0	1	0	0	6

PNP	Room	Bach	1B	2B	3B	4B	5B+	Total
HND	0	2	2	0	0	0	0	4
HWD	0	0	0	8	1	0	0	9
Seniors	0	5	7	1	0	0	0	13
Total	0	7	9	9	1	0	0	26

CO-OP	Room	Bach	1B	2B	3B	4B	5B+	Total
HND	0	5	5	5	1	0	0	16
HWD	0	1	0	7	3	1	0	12
Seniors	0	1	3	1	0	0	0	5
Total	0	7	8	13	4	1	0	33

HND = Households with no dependents
 HWD = Households with dependents

HOUSED PRIVATE NON PROFIT AND CO-OP PROVIDERS

Providers	Room	Bach	1B	2B	3B	4B	5B +	Total
ASCOT CO-OP HOMES			1		2			3
AKWA HONSTA NON-PROFIT ABORIGINAL HOMES INC.			1					1
ALMISE CO-OPERATIVE HOMES INC.			3					3
ALL SAINTS CHURCH HOMES FOR TOMORROW SOCIETY		2						2
BELLAMY HOUSING CO-OPERATIVE INC			1					1
CITY PARK CO-OPERATIVE APARTMENTS INC.		5						5
DUNCAN MILLS LABOURERS' LOCAL 183 CO-OP				1				1
GARDENVIEW CO-OPERATIVE HOMES				1				1
HARBOUR CHANNEL HOUSING CO-OP INC				2				2
HARRY SHERMAN CROWE HOUSING CO-OP INC.				1	1	1		3
KEHILLA RESIDENTIAL PROGRAMME			1	1	1			3
LOYOLA ARRUPPE CORPORATION		1						1
MAURICE COULTER HOUSING CO-OPERATIVE				1				1
MIMICO CO-OPERATIVE HOMES INC.				1				1
MARGARET LAURENCE HOUSING CO-OPERATIVE			1					1
MOSHAV NOAM CO-OP			1					1
MASARYKTOWN NON-PROFIT RESIDENCES INC.				1				1
MASCOT PLACE CO-OPERATIVE HOMES INCORPORATED				1				1
MARKETVIEW HOUSING CO-OP			1	1				2
OPERATING ENGINEERS LOCAL 793 NON-PROFIT HOUSING			1					1
OUR LADY OF VICTORY SENIOR CITIZENS RESIDENCE YORK			1					1
OUR SAVIOUR THISTLETOWN LUTHERAN LODGE			1					1
PROJECT ESPERANCE				1				1
RICHVIEW BAPTIST FOUNDATION			1					1
SPENCER AVENUE CO-OPERATIVE HOMES INCORPORATED		2						2
SALVADOR DEL MUNDO/UPWOOD CO-OP				2				2
SCARBOROUGH HEIGHTS CO-OPERATIVE HOMES INC.			1					1
ST. MATTHEW'S BRACONDALE HOUSE		1						1
ST. PAUL'S L'AMOREAUX CENTRE		2						2
TERRA BELLA NON PROFIT HOUSING CORPORATION				3				3
TERRACE HOUSING CO-OPERATIVE INC.				1				1
THE ST. HILDA'S TOWERS INC.			1					1

Housing Connections

Providers	Room	Bach	1B	2B	3B	4B	5B +	Total
THE ST. MARGARET'S TOWERS INC.				1				1
TOBIAS HOUSE OF TORONTO-CARING IN THE SPIRIT OF ST. FRANCIS			1					1
VILLA LUSO NON PROFIT HOUSING CORPORATION		1						1
VILLA OTTHON NON PROFIT CORPORATION				1				1
VINCENT PAUL FAMILY HOMES CORPORATION				1				1
WOBURN VILLAGE CO-OP					1			1
YEE HONG CHINESE EVERGREEN NON-PROFIT HOMES CORP.			1					1
TOTAL	0	14	18	21	5	1	0	59

SUMMARY OF VACANCY ACTIVITY

Provider	As of February 1 st , 2008	New	Cancelled	Offered	Accepted	As of February 29 th , 2008
TCHC	612	308	61	747	256	594
RS	37	12	2	20	6	41
PNP	62	45	19	81	26	64
CO-OP	65	61	22	66	33	72
Totals	776	426	104	914	321	771

TCHC = Toronto Community Housing Corporation
 RS = Rent Supplement
 PNP = Private Non-Profit Housing Provider
 CO-OP = Co-operative Housing Provider

Housing Connections

HOUSED HOUSEHOLDS WITH SPECIAL HOUSING REQUIREMENTS

TCHC	SPHC	Terminally III	Homeless	Separated Family	Youth	Supportive Housing	Special Needs	Total
HND	11	1	37	0	1	2	12	64
HWD	16	2	16	0	1	0	7	42
Seniors	4	4	22	0	0	7	9	46
Total	31	7	75	0	2	9	28	152

RENT SUPPLEMENT	SPHC	Terminally III	Homeless	Separated Family	Youth	Supportive Housing	Special Needs	Total
HND	3	0	2	0	0	0	0	5
HWD	0	0	0	0	0	0	0	0
Seniors	0	0	0	0	0	0	0	0
Total	3	0	2	0	0	0	0	5

PNP/CO-OP	SPHC	Terminally III	Homeless	Separated Family	Youth	Supportive Housing	Special Needs	Total
HND	14	0	3	0	0	2	3	22
HWD	30	0	3	0	0	1	1	35
Seniors	2	4	1	0	0	0	3	10
Total	46	4	7	0	0	3	7	67

Grand Total	80	11	84	0	2	12	35	224
--------------------	-----------	-----------	-----------	----------	----------	-----------	-----------	------------

TCHC = Toronto Community Housing Corporation
 RS = Rent Supplement
 PNP = Private Non-Profit Provider
 CO-OP = Co-operative Housing Provider

HND = Households with no dependents
 HWD = Households with dependents