



Monthly  
Statistical  
Report

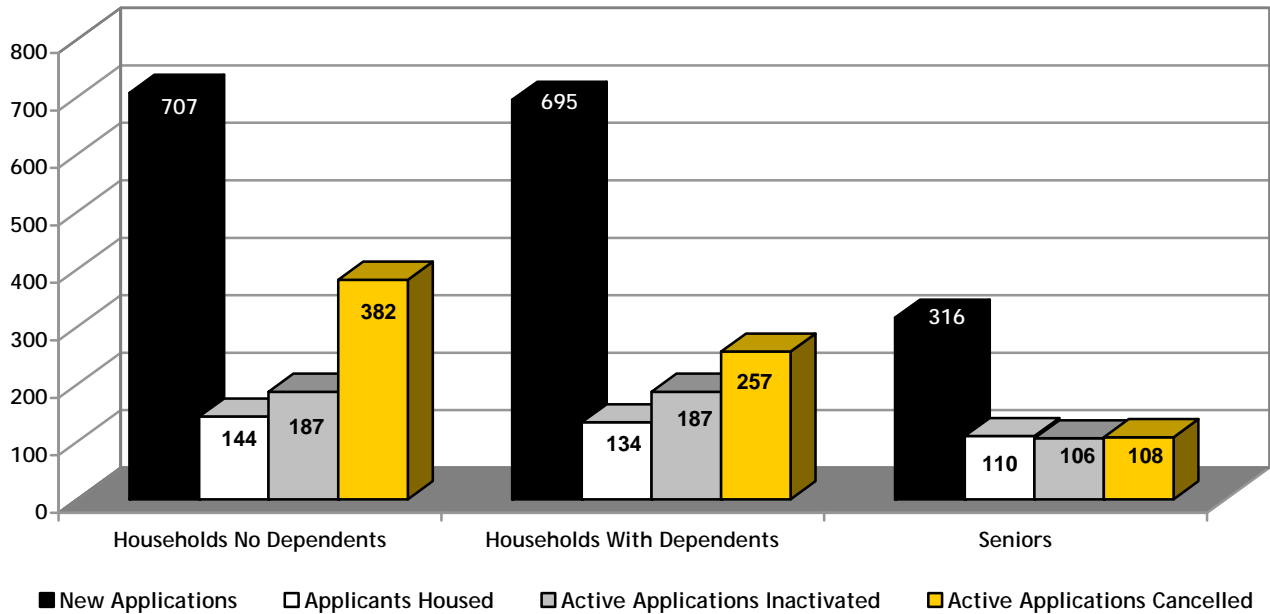
---

DECEMBER 2008

**SUMMARY OF ACTIVITIES**

Total number of people on Housing Connections centralized waiting list for social housing is 127,009 as of December 31, 2008, compared to 127,025 as at November 30, 2008. The rest of the numbers in this Statistical Report refer to household applications which may have several people on their application.

**Active Waiting List**



Active Waiting List	HND	HWD	Senior	Total
New/Reactivated Applications	707	695	316	1,718
Applicants Housed *	144	134	110	388
Active Applications Inactivated	187	187	106	480
Active Applications Cancelled	382	257	108	747
<b>Total Active Applications</b>	<b>19,945</b>	<b>17,862</b>	<b>14,450</b>	<b>52,257</b>

\*This number includes households housed directly by providers.

HND – Households with no dependents

HWD – Households with dependents

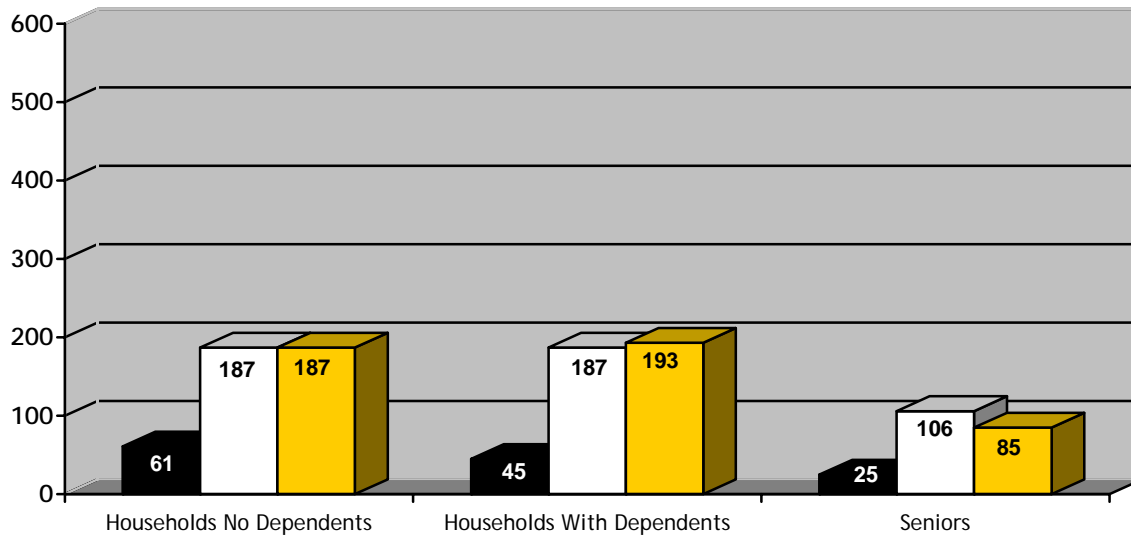
‘Active’ waiting list – on waiting list and ready to be housed

‘Inactive’ waiting list – on waiting list but cannot be housed for any number of reasons i.e. waiting for documents, haven’t heard from applicant, mail returned, no response to requests for confirmation of interest or housing offer withdrawn. Applications can be inactive for up to 24 months (five years for homeless applicants) before being cancelled.

**Note:** 614 total applications were received through the web for December 2008, compared to 719 received November 2008.

**SUMMARY OF ACTIVITIES**

Inactive Waiting List



■ Reactivated Applications □ Active Applications Inactivated ■ Inactive Applications Cancelled

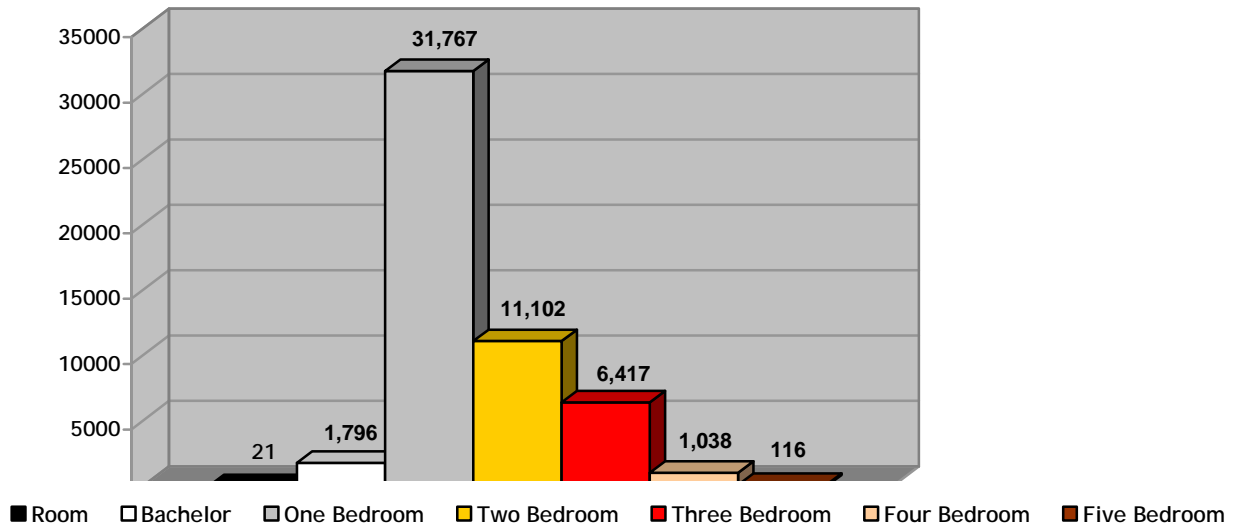
Inactive Waiting List	HND	HWD	Senior	Total
Reactivated Applications	61	45	25	131
Active Applications Inactivated	187	187	106	480
Inactive Applications Cancelled	187	193	85	465
Total Inactive Applications	6,402	5,274	2,667	14,343
Total Waiting List	HND	HWD	Senior	Total
Total Waiting List as at December 31, 2008	26,347	23,136	17,117	66,600
Total Waiting List as at December 31, 2007 (this total includes 3 applications received through the web that have not been assigned a household type)	26,707	22,882	16,594	66,186

HND = Households with no dependents  
 HWD = Households with dependents

**'Inactive' waiting list** – on waiting list but cannot be housed for any number of reasons i.e. waiting for documents, haven't heard from applicant, mail returned, no response to requests for confirmation of interest or housing offer withdrawn. Applications can be inactive for up to 24 months (five years for homeless applicants) before being cancelled.

**SUMMARY OF THE ACTIVE WAITING LIST DEMAND BY UNIT TYPE**

Demand By Unit Type Totals



Unit Type*	HND	HWD	Senior	Total
Room	19	0	2	21
Bachelor	1,154	22	620	1,796
One Bedroom	17,259	1,047	13,461	31,767
Two Bedroom	1,289	9,460	353	11,102
Three Bedroom	195	6,212	10	6,417
Four Bedroom	24	1,010	4	1,038
Five Bedroom	5	111	0	116
<b>Total</b>	<b>19,945</b>	<b>17,862</b>	<b>14,450</b>	<b>52,257</b>

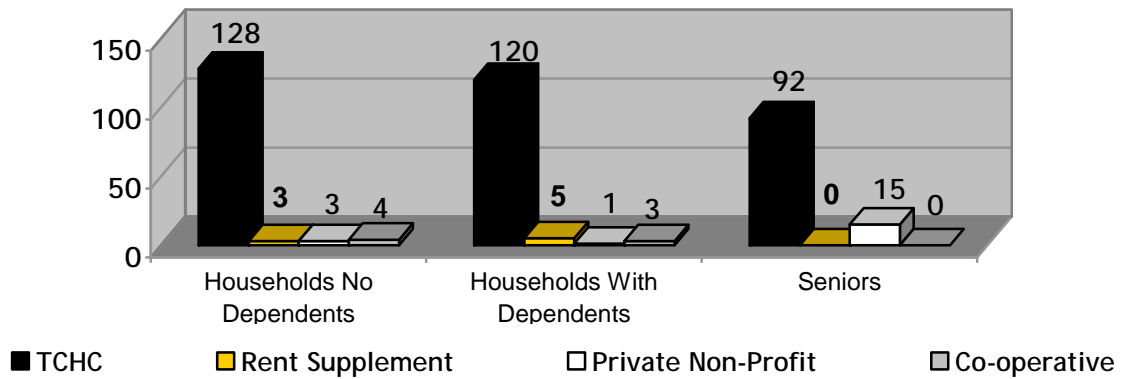
\*Unit Type indicated is the largest type selected by the applicant.

	Households no Dependents	Households With Dependents	Senior	Total
Households Requesting Wheelchair Access	177	103	128	408

HND = Households with no dependents

HWD = Households with dependents

**TOTAL HOUSED**



TCHC	Room	Bach	1B	2B	3B	4B	5B+	Total
HND	8	43	64	13	0	0	0	128
HWD	0	1	7	75	31	6	0	120
Seniors	0	64	26	2	0	0	0	92
<b>Total</b>	<b>8</b>	<b>108</b>	<b>97</b>	<b>90</b>	<b>31</b>	<b>6</b>	<b>0</b>	<b>340</b>
RENT SUPPLEMENT	Room	Bach	1B	2B	3B	4B	5B+	Total
HND	0	0	2	1	0	0	0	3
HWD	0	0	0	4	1	0	0	5
Seniors	0	0	0	0	0	0	0	0
<b>Total</b>	<b>0</b>	<b>0</b>	<b>2</b>	<b>5</b>	<b>1</b>	<b>0</b>	<b>0</b>	<b>8</b>
PNP	Room	Bach	1B	2B	3B	4B	5B+	Total
HND	0	2	1	0	0	0	0	3
HWD	0	0	1	0	0	0	0	1
Seniors	0	2	12	1	0	0	0	15
<b>Total</b>	<b>0</b>	<b>4</b>	<b>14</b>	<b>1</b>	<b>0</b>	<b>0</b>	<b>0</b>	<b>19</b>
CO-OP	Room	Bach	1B	2B	3B	4B	5B+	Total
HND	0	0	3	1	0	0	0	4
HWD	0	0	1	1	0	0	0	2
Seniors	0	0	0	0	0	0	0	0
<b>Total</b>	<b>0</b>	<b>0</b>	<b>4</b>	<b>2</b>	<b>0</b>	<b>0</b>	<b>0</b>	<b>6</b>

HND = Households with no dependents  
 HWD = Households with dependents

PNP = Private Non Profit

**TOTALS HOUSED IN PRIVATE NON PROFIT AND CO-OP PROVIDERS**

Providers	Room	Bach	1B	2B	3B	4B	5B +	Total
B'NAI BRITH CANADA			1					1
BROADVIEW HOUSING CO-OPERATIVE INC			1					1
HEATHERCROSS CHARITABLE FOUNDATION			1					1
LAKESHORE VILLAGE ARTISTS CO-OP			3					3
MASARYKTOWN NON-PROFIT RESIDENCES INC			1					1
MASCOT PLACE CO-OPERATIVE HOMES INCORPORATED			1					1
NAKISKA CO-OPERATIVE HOMES INC				1				1
NEIGHBOURHOOD LINK				1				1
NISBET LODGE (MCCLINTOCK MANOR)			1					1
OUR SAVIOUR THISTLETOWN LUTHERAN LODGE			2					2
PEREGRINE CO-OPERATIVE HOMES INC				1				1
PERFORMING ARTS LODGES OF CANADA		1	3					4
RAKOCZI VILLA NON PROFIT HOMES CORP		1						1
ST. PAUL'S L'AMOREAUX CENTRE		1	1					2
THE HOPE CENTRE-DANFORTH			1					1
TOBIAS HOUSE OF TORONTO – CARING IN THE SPIRIT OF ST. FRANCES		1	1					2
YEE HONG CHINESE EVERGREEN NON-PROFIT HOMES CORP			1					1
<b>TOTAL</b>	<b>0</b>	<b>4</b>	<b>18</b>	<b>3</b>	<b>0</b>	<b>0</b>	<b>0</b>	<b>25</b>

**SUMMARY OF VACANCY ACTIVITY**

Provider	As of December 1, 2008	New	Cancelled	Offered	Accepted	As of December 31, 2008
TCHC	835	344	48	894	369	767
RS	32	23	0	32	8	47
PNP	80	39	12	68	18	89
CO-OP	58	15	10	16	7	57
Totals	1,005	421	70	1,010	402	960

TCHC = Toronto Community Housing Corporation  
RS = Rent Supplement  
PNP = Private Non-Profit Housing Provider  
CO-OP = Co-operative Housing Provider  
Housing Provider = Landlord or Building Owner

**TOTAL NUMBER OF HOUSEHOLDS HOUSED WITH SPECIAL HOUSING REQUIREMENTS**

TCHC	SPHC	Terminally III	Over Housed	Homeless	Separated Family	Youth	Supportive Housing	Special Needs	Total
HND	31	6	0	33	0	0	0	11	81
HWD	51	1	0	25	0	1	0	6	84
Seniors	10	6	1	17	0	0	0	5	39
<b>Total</b>	<b>92</b>	<b>13</b>	<b>1</b>	<b>75</b>	<b>0</b>	<b>1</b>	<b>0</b>	<b>22</b>	<b>204</b>
RENT SUPPLEMENT	SPHC	Terminally III	Over Housed	Homeless	Separated Family	Youth	Supportive Housing	Special Needs	Total
HND	2	0	0	1	0	0	0	0	3
HWD	0	0	0	1	0	0	0	0	1
Seniors	0	0	0	0	0	0	0	0	0
<b>Total</b>	<b>2</b>	<b>0</b>	<b>0</b>	<b>2</b>	<b>0</b>	<b>0</b>	<b>0</b>	<b>0</b>	<b>4</b>
PNP/CO-OP	SPHC	Terminally III	Over Housed	Homeless	Separated Family	Youth	Supportive Housing	Special Needs	Total
HND	1	0	0	2	0	0	0	3	6
HWD	2	0	0	0	0	0	0	0	2
Seniors	2	2	0	1	0	0	0	1	6
<b>Total</b>	<b>5</b>	<b>2</b>	<b>0</b>	<b>3</b>	<b>0</b>	<b>0</b>	<b>0</b>	<b>4</b>	<b>14</b>
<b>Grand Total</b>	<b>99</b>	<b>15</b>	<b>1</b>	<b>80</b>	<b>0</b>	<b>1</b>	<b>0</b>	<b>26</b>	<b>222</b>

TCHC = Toronto Community Housing Corporation  
 RS = Rent Supplement  
 PNP = Private Non-Profit Provider  
 CO-OP = Co-operative Housing Provider

HND = Households with no dependents  
 HWD = Households with dependents  
 SPHC = Special Priority Housing Category