



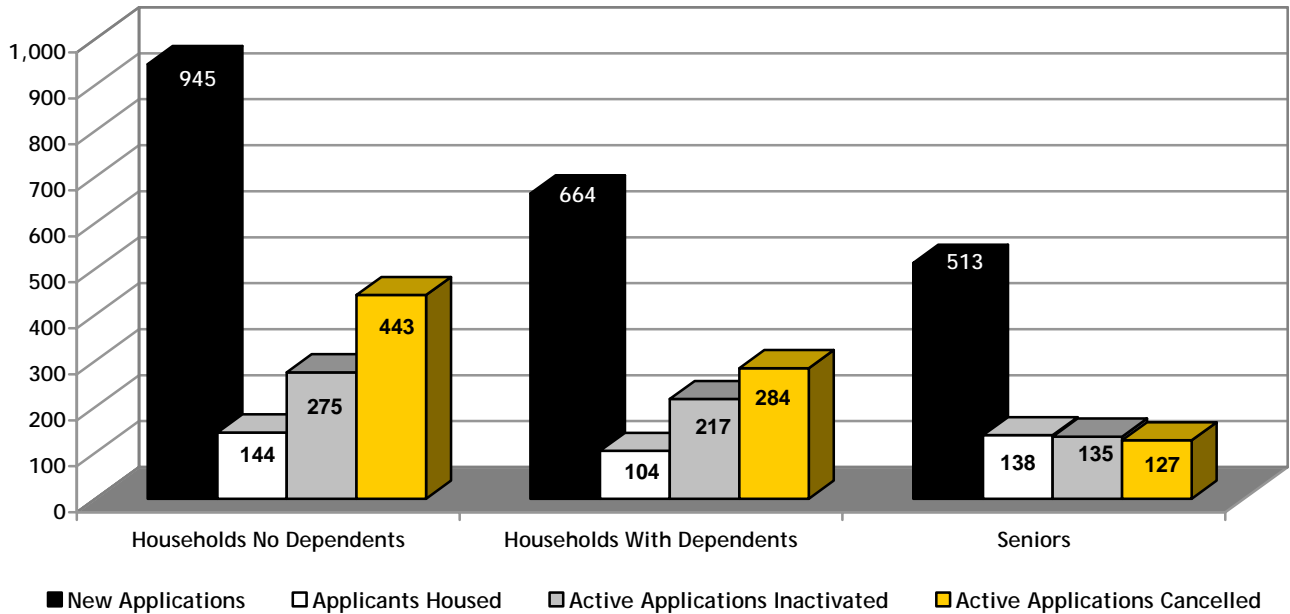
Monthly
Statistical
Report

APRIL 2008

SUMMARY OF ACTIVITIES

Total number of people on Housing Connections centralized waiting list for social housing is 129,215 as of April 30, 2008, compared to 129,140 as at March 31, 2008. The rest of the numbers in this Statistical Report refer to household applications that may have several people on their application.

Active Waiting List



Active Waiting List	HND	HWD	Senior	Total
New/Reactivated Applications	945	664	513	2,122
Applicants Housed *	144	104	138	386
Active Applications Inactivated	275	217	135	627
Active Applications Cancelled	443	284	127	854
Total Active Applications	20,403	17,027	13,857	51,287

*This number includes households housed directly by providers.

HND – Households with no dependents

HWD – Households with dependents

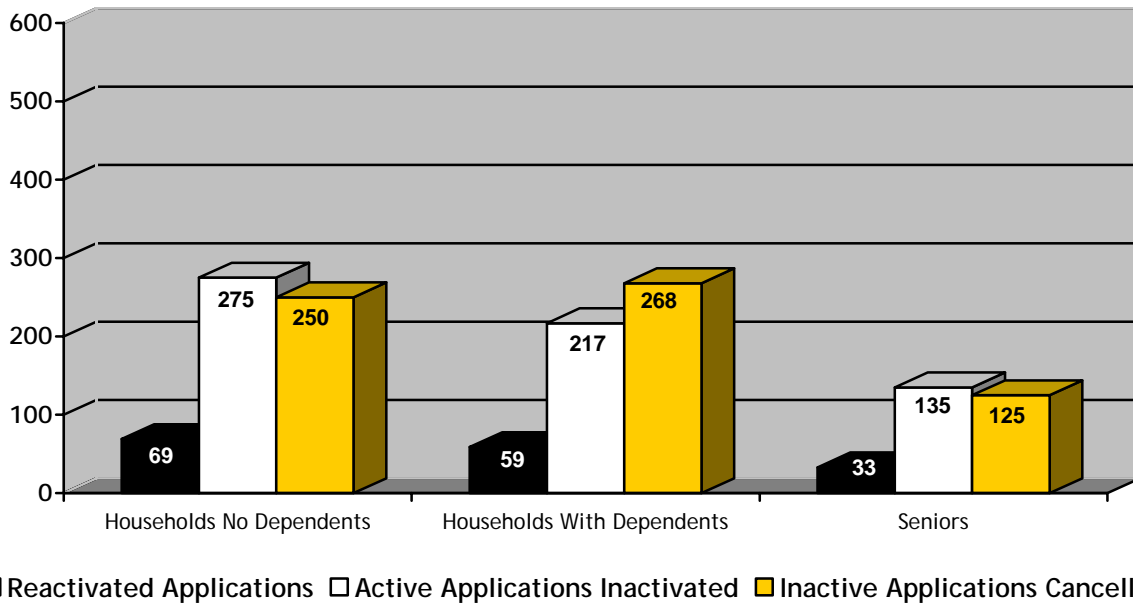
‘Active’ waiting list – on waiting list and ready to be housed

‘Inactive’ waiting list – on waiting list but cannot be housed for any number of reasons i.e. waiting for documents, haven’t heard from applicant, mail returned, no response to requests for confirmation of interest or housing offer withdrawn. Applications can be inactive for up to 24 months (five years for homeless applicants) before being cancelled.

Note: 867 total applications were received through the web for April 2008, compared to 722 received March 2008.

SUMMARY OF ACTIVITIES

Inactive Waiting List



Inactive Waiting List	HND	HWD	Senior	Total
Reactivated Applications	69	59	33	161
Active Applications Inactivated	275	217	135	627
Inactive Applications Cancelled	250	268	125	643
Total Inactive Applications	6,792	5,822	2,880	15,494

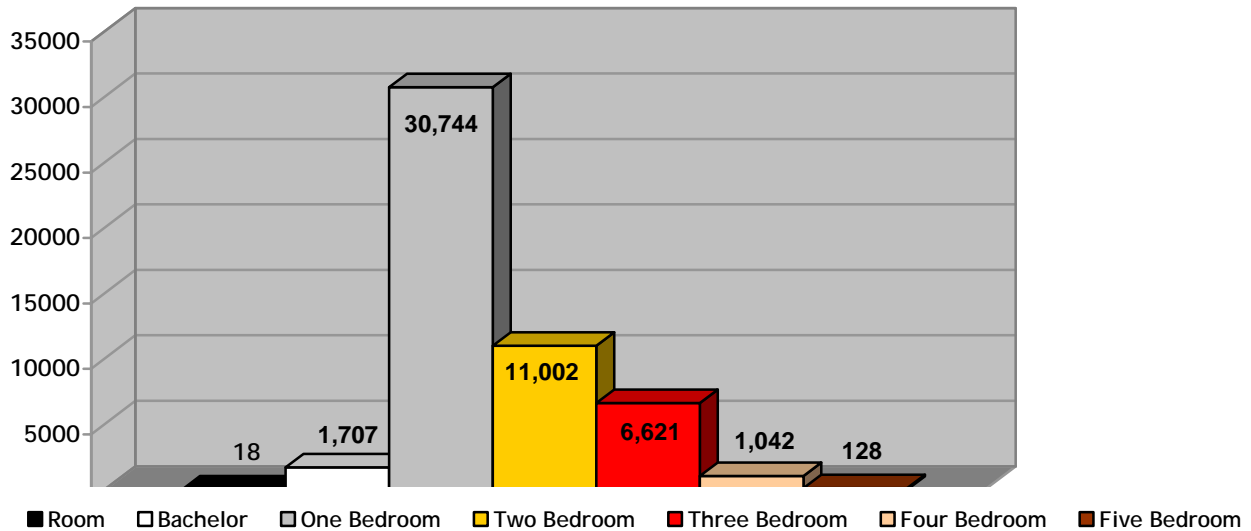
Total Waiting List	HND	HWD	Senior	Total
Total waiting list as at April 30, 2008	27,195	22,849	16,737	66,781
Total Waiting List as at April 30, 2007	25,997	23,177	15,806	64,983

HND = Households with no dependents
 HWD = Households with dependents

'Inactive' waiting list – on waiting list but cannot be housed for any number of reasons i.e. waiting for documents, haven't heard from applicant, mail returned, no response to requests for confirmation of interest or housing offer withdrawn. Applications can be inactive for up to 24 months (five years for homeless applicants) before being cancelled.

SUMMARY OF THE ACTIVE WAITING LIST DEMAND BY UNIT TYPE

Demand By Unit Type Totals



Unit Type	HND	HWD	Senior	Total
Room	17	0	1	18
Bachelor	1,132	18	557	1,707
One Bedroom	16,872	1,083	12,789	30,744
Two Bedroom	1,852	8,774	376	11,002
Three Bedroom	462	6,061	98	6,621
Four Bedroom	51	973	18	1,042
Five Bedroom	10	112	6	128
Total	20,396	17,021	13,845	51,262

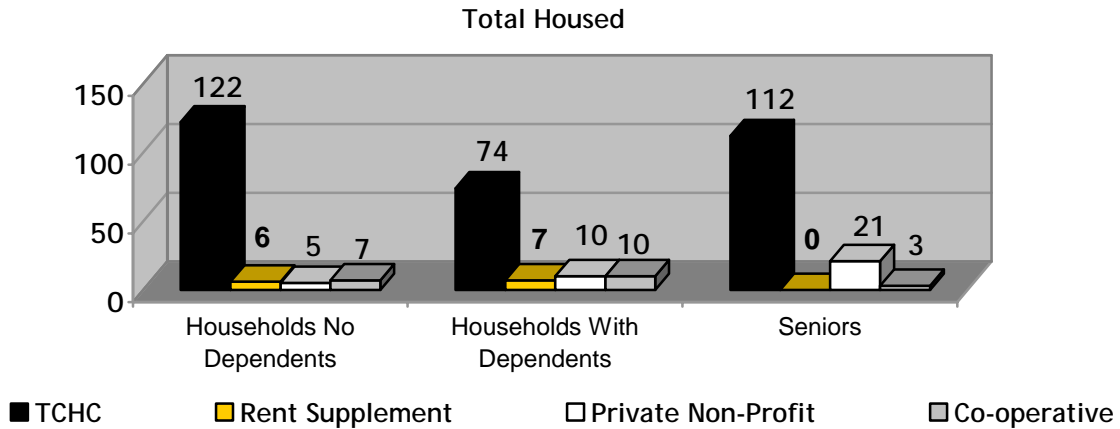
- Unit Type indicated is the largest type selected by the applicant.

	Households no Dependents	Households With Dependents	Senior	Total
Households Requesting Wheelchair Access	159	98	112	369

HND = Households with no dependents

HWD = Households with dependents

TOTAL HOUSED



TCHC	Room	Bach	1B	2B	3B	4B	5B+	Total
HND	8	68	35	5	6	0	0	122
HWD	0	2	3	43	24	2	0	74
Seniors	0	92	18	1	1	0	0	112
Total	8	162	56	49	31	2	0	308

RENT SUPPLEMENT	Room	Bach	1B	2B	3B	4B	5B+	Total
HND	0	0	5	1	0	0	0	6
HWD	0	0	1	4	2	0	0	7
Seniors	0	0	0	0	0	0	0	0
Total	0	0	6	5	2	0	0	13

PNP	Room	Bach	1B	2B	3B	4B	5B+	Total
HND	0	1	2	2	0	0	0	5
HWD	0	5	0	5	0	0	0	10
Seniors	0	5	15	1	0	0	0	21
Total	0	11	17	8	0	0	0	36

CO-OP	Room	Bach	1B	2B	3B	4B	5B+	Total
HND	0	1	5	1	0	0	0	7
HWD	0	0	1	7	2	0	0	10
Seniors	0	0	3	0	0	0	0	3
Total	0	1	9	8	2	0	0	20

HND = Households with no dependents
 HWD = Households with dependents

PNP = Private Non Profit

TOTALS HOUSED IN PRIVATE NON PROFIT AND CO-OP PROVIDERS

Providers	Room	Bach	1B	2B	3B	4B	5B +	Total
ACLI ETOBICOKE COMMUNITY HOMES				1				1
ATKINSON HOUSING CO-OP					1			1
BEAVER HALL ARTIST'S CO-OPERATIVE INC.			1					1
BELLAMY HOUSING CO-OPERATIVE INC.				1				1
BELLO HORIZONTE NON-PROFIT HOMES CORP.				1				1
CENTRAL KING SENIORS RESIDENCE			3					3
CITY PARK CO-OPERATIVE APARTMENTS INC.		1						1
DUNCAN MILLS LABOURERS' LOCAL 183 CO-OP				1				1
EMMANUEL LUTHERAN MANOR VICTORIA VILLAGE			1					1
FIRST ERDELYI HOUSE		1						1
GARDENVIEW CO-OPERATIVE HOMES				1				1
HARRY SHERMAN CROWE HOUSING CO-OP INC.					1			1
HEATHERCROSS CHARITABLE FOUNDATION			1					1
HELLENIC HOME FOR THE AGED INC.			1					1
JACK GOODLAD SENIOR CITIZEN RESIDENCES CORPORATION			1					1
KNIGHTS VILLAGE NON-PROFIT HOMES INC			1					1
MAPLE LEAF DRIVE SENIORS NON-PROFIT RESIDENTIAL CORP.			1					1
MASARYKTOWN NON-PROFIT RESIDENCES INC.			1	3				4
MAURICE COULTER HOUSING CO-OPERATIVE				5				5
IMICO CO-OPERATIVE HOMES INC.			1					1
NEIGHBOURHOOD LINK			1					1
NISBET LODGE (MCCLINTOCK MANOR)			1					1
OPERATING ENGINEERS LOCAL 793 NON-PROFIT HOUSING			1					1
OWN HOUSING CO-OPERATIVE INC			6					6
PROJECT ESPERANCE				1				1
REXDALE PRESBYTERIAN SENIOR CITIZENS CORPORATION			1					1
ROBIN GARDNER VOCE NON-PROFIT HOMES				1				1
ST. PAUL'S L'AMOREAUX CENTRE		4						4
TERRA BELLA NON PROFIT HOUSING CORPORATION				1				1
THE HOPE CENTRE-DANFORTH			1					1
VILLA LUSO NON PROFIT HOUSING CORPORATION			1					1
WIDWORTHY CHARITABLE FOUNDATION		1	1					2
TOTAL	0	7	25	16	2	0	0	50

SUMMARY OF VACANCY ACTIVITY

Provider	As of April 1, 2008	New	Cancelled	Offered	Accepted	As of April 30, 2008
TCHC	609	574	115	829	342	676
RS	32	18	1	15	13	36
PNP	61	50	21	91	31	59
CO-OP	70	18	5	51	19	64
Totals	772	660	142	1,006	405	835

TCHC = Toronto Community Housing Corporation
RS = Rent Supplement
PNP = Private Non-Profit Housing Provider
CO-OP = Co-operative Housing Provider

Housing Connections

TOTAL NUMBER OF HOUSEHOLDS HOUSED WITH SPECIAL HOUSING REQUIREMENTS

TCHC	SPHC	Terminally III	Homeless	Separated Family	Youth	Supportive Housing	Special Needs	Total
HND	20	4	52	0	1	3	16	96
HWD	32	0	11	0	0	1	7	51
Seniors	2	6	18	0	0	4	9	39
Total	54	10	81	0	1	8	32	186

RENT SUPPLEMENT	SPHC	Terminally III	Homeless	Separated Family	Youth	Supportive Housing	Special Needs	Total
HND	0	2	1	0	0	0	0	3
HWD	2	0	2	0	0	0	1	5
Seniors	0	0	0	0	0	0	0	0
Total	2	2	3	0	0	0	1	8

PNP/CO-OP	SPHC	Terminally III	Homeless	Separated Family	Youth	Supportive Housing	Special Needs	Total
HND	7	0	1	0	0	0	2	10
HWD	10	0	1	0	0	0	0	11
Seniors	2	1	5	0	0	1	0	9
Total	19	1	7	0	0	1	2	30

Grand Total	75	13	91	0	1	9	35	224
--------------------	-----------	-----------	-----------	----------	----------	----------	-----------	------------

TCHC = Toronto Community Housing Corporation
 RS = Rent Supplement
 PNP = Private Non-Profit Provider
 CO-OP = Co-operative Housing Provider

HND = Households with no dependents
 HWD = Households with dependents
 SPHC = Special Priority Housing Category