



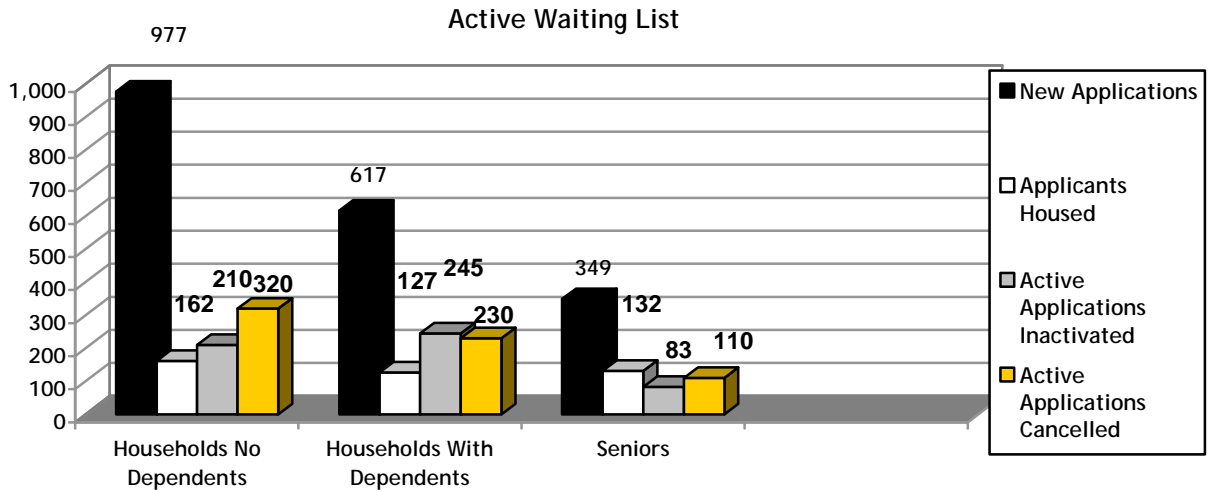
Monthly Statistical Report

MARCH 2007

LEGEND

HND	= Households with no dependents	Bach	= Bachelor unit
HWD	= Households with dependents	1B	= 1 bedroom unit
TCHC	= Toronto Community Housing Corporation	2B	= 2 bedroom unit
PNP	= Private, non-profit housing provider	3B	= 3 bedroom unit
Co-op	= Co-operative housing provider	4B	= 4 bedroom unit
W/C	= Wheelchair	5B	= 5 bedroom unit
WSIB	= Workplace Safety Insurance Board	SHRA	= Social Housing Reform Act
TAWL	= Toronto Applicant Waiting List	RGI	= Rent-geared-to-income
SPHC	= Special Priority Household Category		
DA	= Households disadvantaged by the chronological system		

SUMMARY OF ACTIVITIES



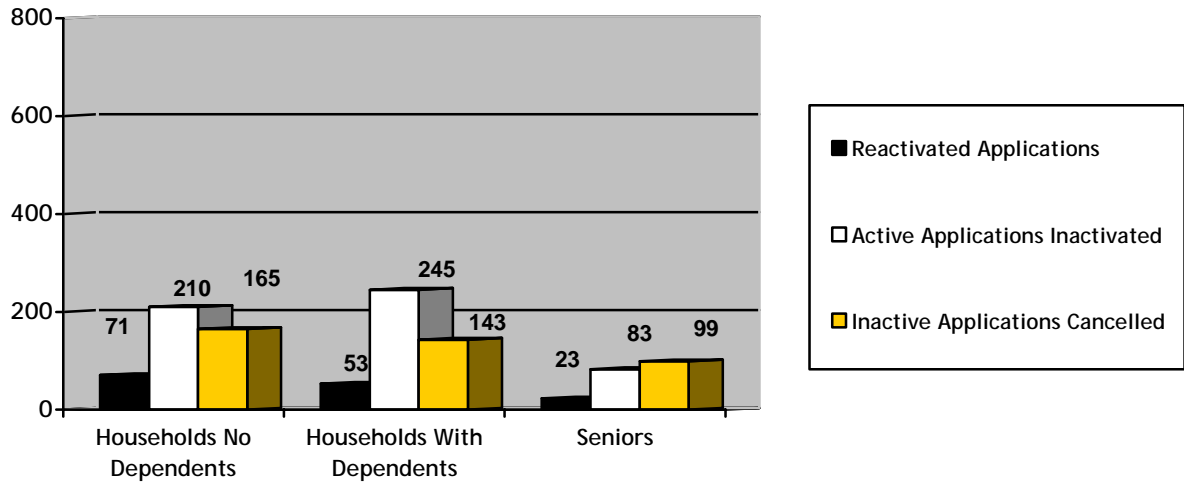
Active Waiting List	HND	HWD	Senior	Total
New/Reactivated Applications	977	617	349	1,943
Applicants Housed *	162	127	132	421
Active Applications Inactivated	210	245	83	538
Active Applications Cancelled	320	230	110	660
Total Active Applications**	18,952	17,014	12,833	48,802

* This number includes Households housed directly by Providers.

**This number includes 3 applications received via the web that as of this date have not been assigned a household type.

Note: 589 total applications were received through the web for March 2007

Inactive Waiting List

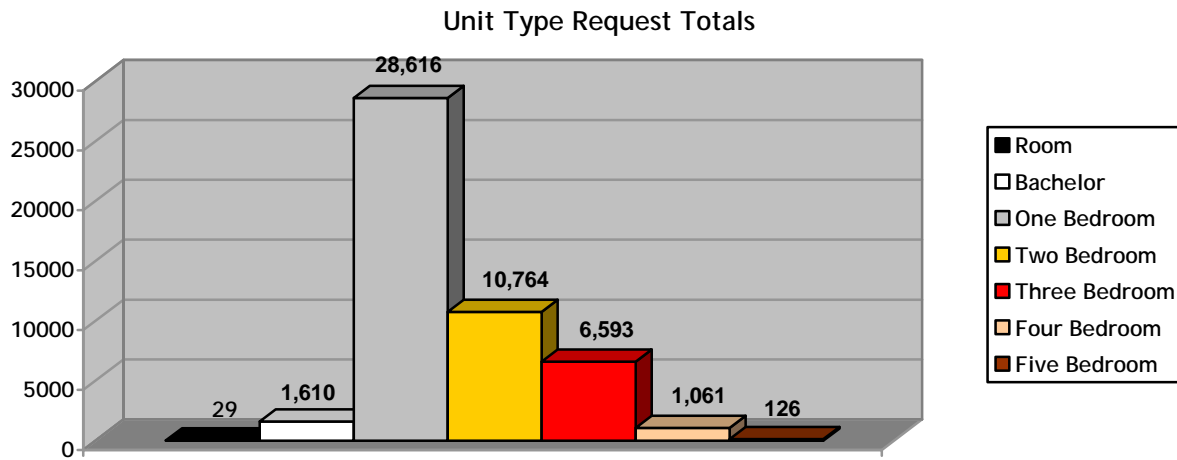


Inactive Waiting List	HND	HWD	Senior	Total
Reactivated Applications	71	53	23	147
Active Applications Inactivated	210	245	83	538
Inactive Applications Cancelled	165	143	99	407
Total Inactive Applications	7,057	6,112	2,857	16,026

Total Waiting List	HND	HWD	Senior	Total
Total waiting list as at March 31 st , 2007*	26,009	23,126	15,690	64,828

* This amount includes 3 applications with No Household Type assigned

SUMMARY OF THE ACTIVE WAITING LIST BY UNIT TYPE



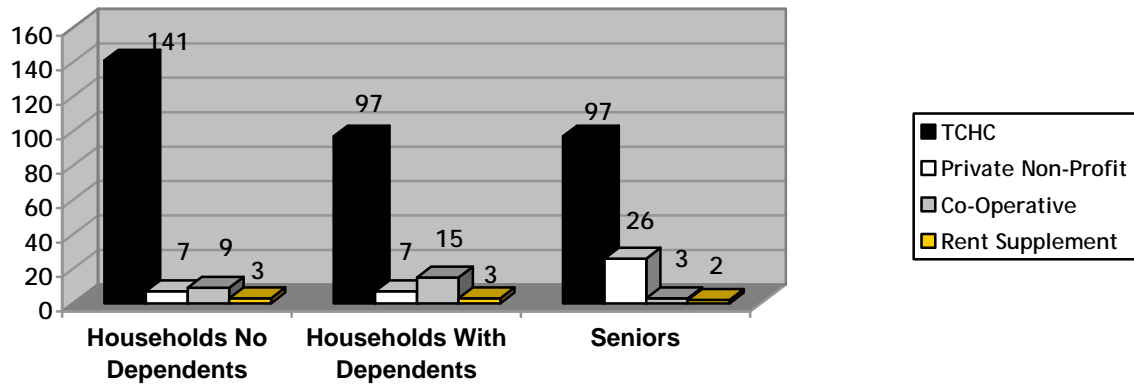
Unit Type	HND	HWD	Senior	Total
Room	28	0	1	29
Bachelor	1,075	24	511	1,610
One Bedroom	15,562	1,072	11,982	28,616
Two Bedroom	1,769	8,704	291	10,764
Three Bedroom	448	6,106	39	6,593
Four Bedroom	66	987	8	1,061
Five Bedroom	4	121	1	126
Total*	18,952	17,014	12,833	48,799

- Unit Type is from the largest types selected by the client.
- *Does not include the 3 households without a Household Type

	Households no Dependents	Households With Dependents	Senior	Total
Households Requesting Wheelchair Access	140	103	109	352

HOUSED ACTIVITIES

Housed Totals



TCHC	Room	Bach	1B	2B	3B	4B	5B+	Total
HND	12	65	43	17	3	1	0	141
HWD	0	3	3	48	31	11	1	97
Seniors	0	75	21	1	0	0	0	97
Total	12	143	67	66	34	12	1	335

RENT SUPPLEMENT	Room	Bach	1B	2B	3B	4B	5B+	Total
HND	0	0	3	0	0	0	0	3
HWD	0	0	1	2	0	0	0	3
Seniors	0	0	2	0	0	0	0	2
Total	0	0	6	2	0	0	0	8

PNP	Room	Bach	1B	2B	3B	4B	5B+	Total
HND	0	1	5	1	0	0	0	7
HWD	0	0	1	4	2	0	0	7
Seniors	0	1	23	2	0	0	0	26
Total	0	2	29	7	2	0	0	40

CO-OP	Room	Bach	1B	2B	3B	4B	5B+	Total
HND	0	2	6	1	0	0	0	9
HWD	0	0	1	6	8	0	0	15
Seniors	0	1	2	0	0	0	0	3
Total	0	3	9	7	8	0	0	27

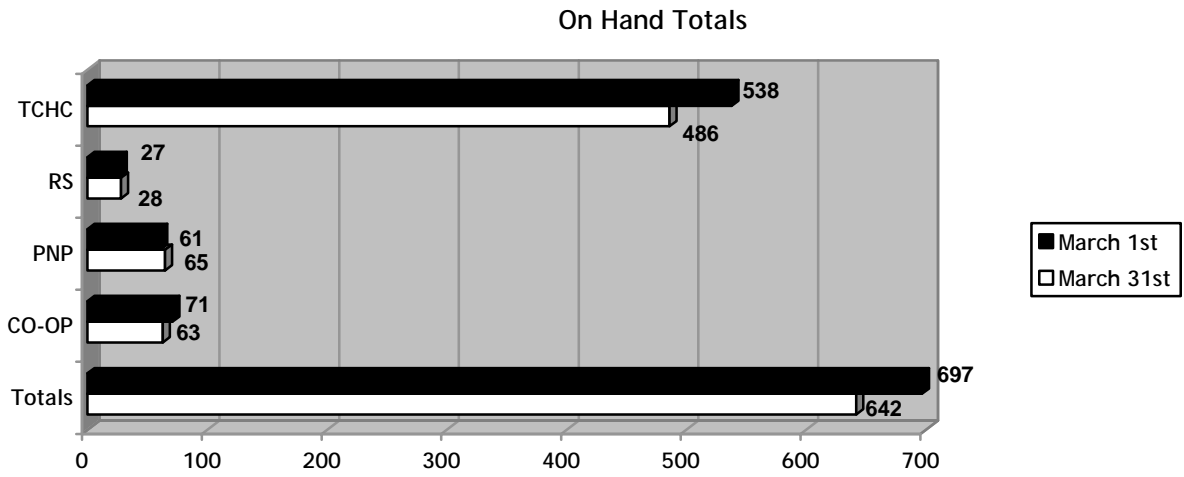
HOUSED PNP AND CO-OP PROVIDERS

Providers	Room	Bach	1B	2B	3B	4B	5B+	Total
ALDEBRAIN ATTENDANT CARE SERVICES			1					1
ASCOT CO-OP HOMES				1				1
ALMISE CO-OPERATIVE HOMES INC			3					3
ATKINSON HOUSING CO-OP					2			2
B'NAI BRITH CANADA			2					2
BLUE DANUBE HOUSING DEVELOPMENT ONT INC.				1				1
BARSA KELLY CARI-CAN CO-OPERATIVE HOMES INC			1					1
CHURCH OF ATONEMENT ALDERWOOD SENIOR CITIZENS			2					2
CITY PARK CO-OPERATIVE APARTMENTS INC		3						3
ERNESCLIFFE NON-PROFIT HOUSING CO-OPERATIVE INC			1					1
ESTONIAN RELIEF COMMITTEE NON-PROFIT RESIDENCES CORP			2	1				3
FIRST ERDELYI HOUSE		1						1
GARDENVIEW CO-OPERATIVE HOMES				1				1
HARBOUR CHANNEL HOUSING CO-OP INC			1	1				2
HELLENIC HOME FOR THE AGED INC			1					1
HUMBERVALE CHRISTIAN OUTREACH FOUNDATION INC			2					2
JACK GOODLAD SENIOR CITIZEN RESIDENCES CORPORATION				1				1
LOYOLA ARRUPPE CORPORATION			1					1
LAS FLORES NON-PROFIT			1					1
MIMICO CO-OPERATIVE HOMES INC				1				1
MOSHAV NOAM CO-OP			1	1				2
NAKISKA CO-OPERATIVE HOMES INC					3			3
OUR LADY OF VICTORY SENIOR CITIZENS RESIDENCE			2	1				3
PEREGRINE CO-OPERATIVE HOMES INC			1	1				2
RAKOCZI VILLA NON PROFIT HOUSING CORP			1					1
ST. LAWRENCE NEIGHBOURHOOD SENIORS NON-PROFIT HOUSING			1					1
ST. MATTHEW'S BRACONDALE HOUSE		1			1			2
ST. PAUL'S L'AMOREAUX CENTRE			3					3
STS PETER AND PAUL UKRANIAN COMMUNITY HOMES			4					4
TAYLOR CREEK CO-OPERATIVE HOMES				1				1
TAMIL CO-OPERATIVE HOMES INC.			1					1

Housing Connections

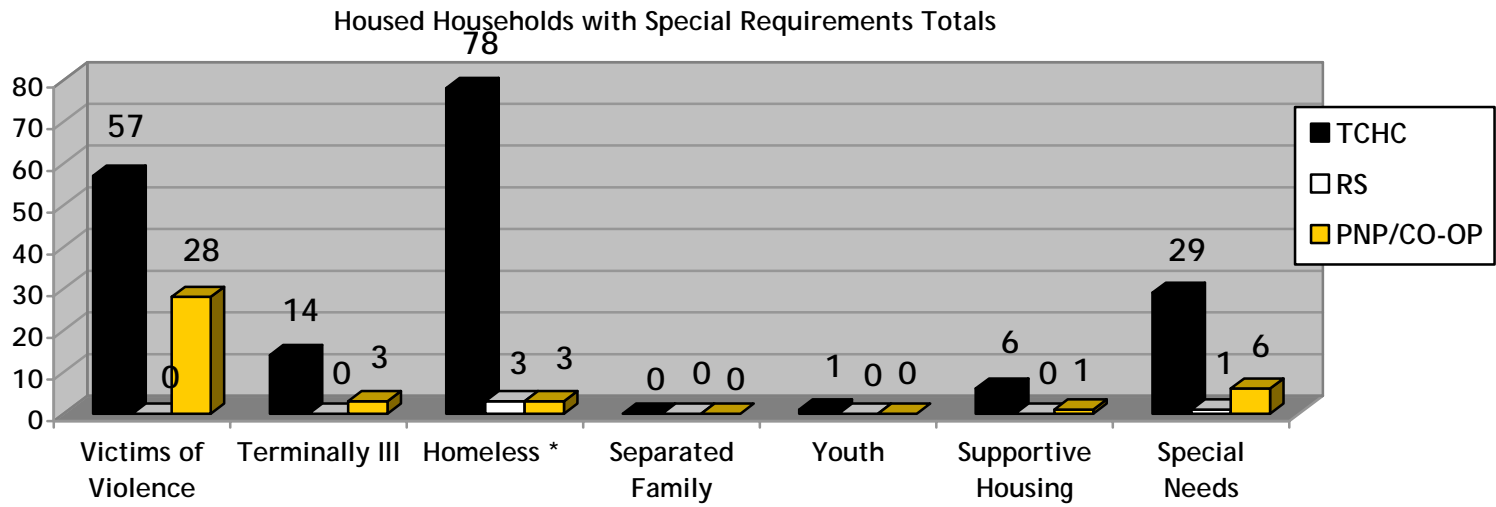
Providers	Room	Bach	1B	2B	3B	4B	5B+	Total
THE ST. HILDA'S TOWERS INC			1					1
THE ST. MARGARET'S TOWERS INC.				2				2
THORNCLIFFE CHAPEL HOUSING CORPORATION			1					1
TOBIAS HOUSE OF TORONTO-CARING IN THE SPIRIT OF ST. FRANCIS			1					1
VILA GASPAR CORTE REAL INC				1				1
VILLA LUSO NON PROFIT HOUSING CORPORATION			1					1
WIGWAMEN INCORPORATED					1			1
WOBURN VILLAGE CO-OP					3			3
YEE HONG CHINESE EVERGREEN NON-PROFIT HOMES CORP			2					2
TOTAL	0	5	38	14	10	0	0	67

SUMMARY OF VACANCY ACTIVITY



Provider	On Hand as of March 1 st , 2007	New	Cancelled	Offered	Accepted	On Hand as of March 31 st , 2007
TCHC	538	384	76	745	339	486
RS	27	11	0	16	8	28
PNP	61	56	12	110	40	65
CO-OP	71	36	18	60	27	63
Totals	697	487	106	931	414	642

HOUSED HOUSEHOLDS WITH SPECIAL HOUSING REQUIREMENTS



- *This does not include Victims of Violence living in shelters

Housing Connections

TCHC	SPHC	Terminally III	Homeless *	Separated Family	Youth	Supportive Housing	Special Needs	Total
HND	25	6	33	0	0	2	15	81
HWD	28	3	20	0	1	1	10	63
Seniors	4	5	25	0	0	3	4	41
Total	57	14	78	0	1	6	29	185

RENT SUPPLEMENT	SPHC	Terminally III	Homeless *	Separated Family	Youth	Supportive Housing	Special Needs	Total
HND	0	0	0	0	0	0	0	0
HWD	0	0	2	0	0	0	1	3
Seniors	0	0	1	0	0	0	0	1
Total	0	0	3	0	0	0	1	4

PNP/CO-OP	SPHC	Terminally III	Homeless *	Separated Family	Youth	Supportive Housing	Special Needs	Total
HND	10	0	2	0	0	0	2	14
HWD	13	0	0	0	0	1	3	17
Seniors	5	3	1	0	0	0	1	10
Total	28	3	3	0	0	1	6	41

Grand Total	85	17	84	0	1	7	36	230
--------------------	-----------	-----------	-----------	----------	----------	----------	-----------	------------