



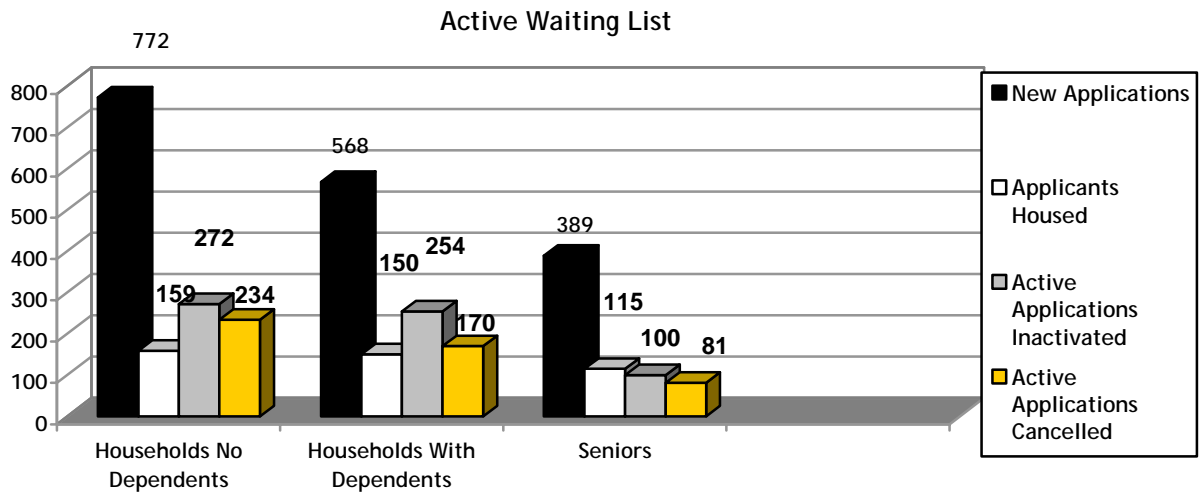
Monthly Statistical Report

FEBRUARY 2007

LEGEND

HND	= Households with no dependents	Bach	= Bachelor unit
HWD	= Households with dependents	1B	= 1 bedroom unit
TCHC	= Toronto Community Housing Corporation	2B	= 2 bedroom unit
PNP	= Private, non-profit housing provider	3B	= 3 bedroom unit
Co-op	= Co-operative housing provider	4B	= 4 bedroom unit
W/C	= Wheelchair	5B	= 5 bedroom unit
WSIB	= Workplace Safety Insurance Board	SHRA	= Social Housing Reform Act
TAWL	= Toronto Applicant Waiting List	RGI	= Rent-geared-to-income
SPHC	= Special Priority Household Category		
DA	= Households disadvantaged by the chronological system		

SUMMARY OF ACTIVITIES



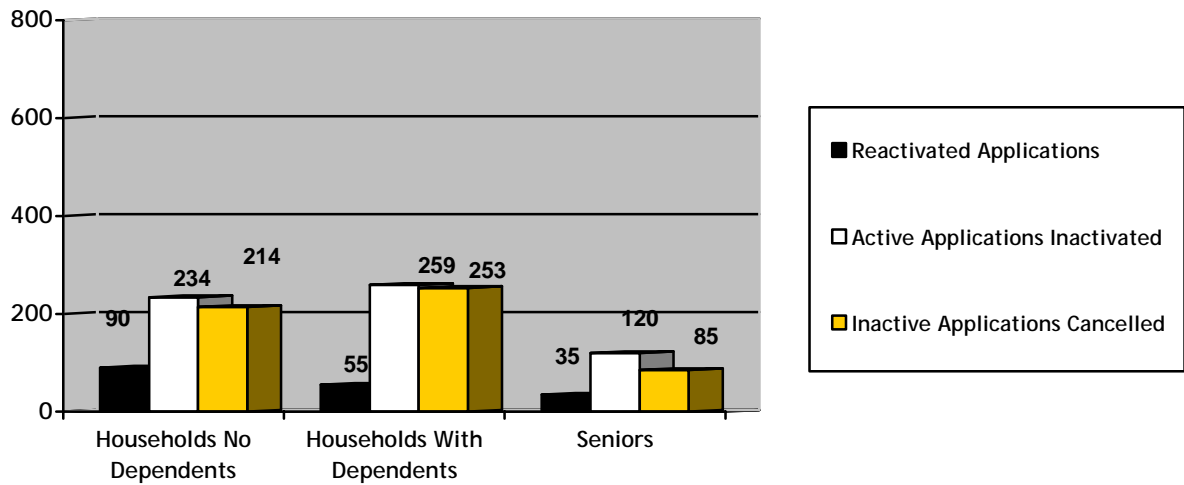
Active Waiting List	HND	HWD	Senior	Total
New/Reactivated Applications	772	568	389	1,729
Applicants Housed *	159	150	115	424
Active Applications Inactivated	272	254	100	626
Active Applications Cancelled	234	170	81	485
Total Active Applications**	18,667	16,999	12,809	48,478

* This number includes Households housed directly by Providers.

**This number includes 3 applications received via the web that as of this date have not been assigned a household type.

Note: 1,030 total applications were received through the web for February 2007

Inactive Waiting List

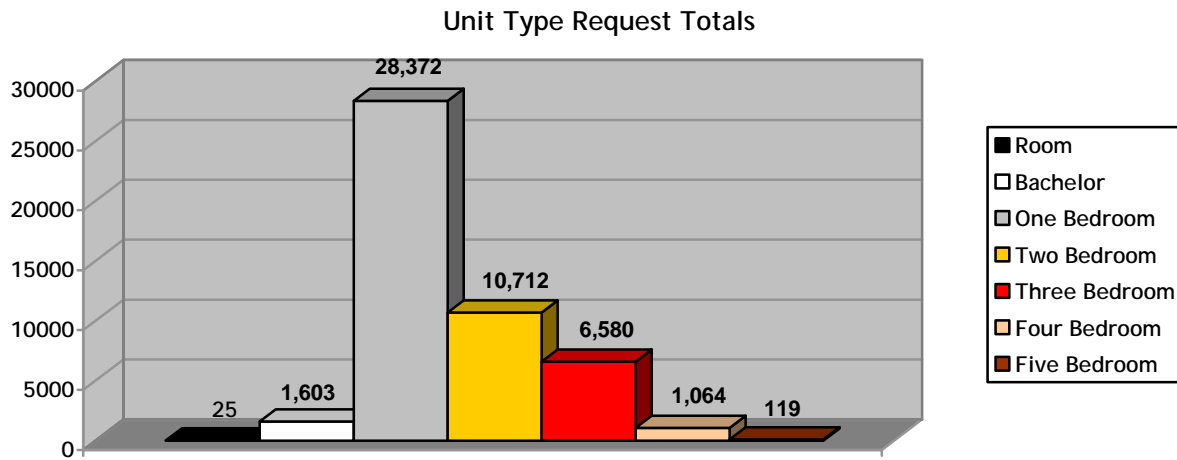


Inactive Waiting List	HND	HWD	Senior	Total
Reactivated Applications	78	76	30	184
Active Applications Inactivated	272	254	100	626
Inactive Applications Cancelled	1,068	1,734	632	3,434
Total Inactive Applications	7,083	6,063	2,896	16,042

Total Waiting List	HND	HWD	Senior	Total
Total waiting list as at February 28th, 2007*	25,750	23,062	15,705	64,520

* This amount includes 3 applications with No Household Type assigned

SUMMARY OF THE ACTIVE WAITING LIST BY UNIT TYPE

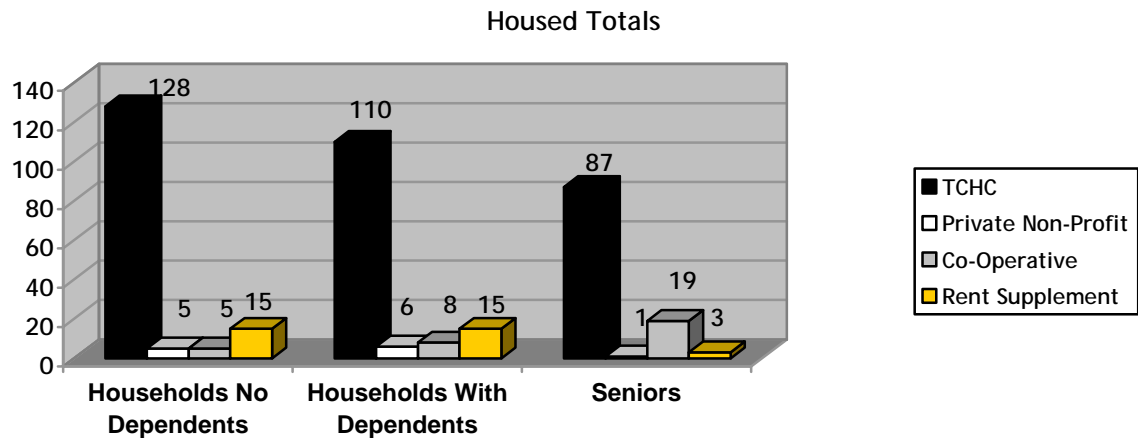


Unit Type	HND	HWD	Senior	Total
Room	24	0	1	25
Bachelor	1,057	24	522	1,603
One Bedroom	15,340	1,070	11,962	28,372
Two Bedroom	1,745	8,681	286	10,712
Three Bedroom	431	6,117	32	6,580
Four Bedroom	66	993	5	1,064
Five Bedroom	4	115	1	120
Total*	18,667	17,000	12,809	48,476

- Unit Type is from the largest types selected by the client.
- *Does not include the 3 households without a Household Type

	Households no Dependents	Households With Dependents	Senior	Total
Households Requesting Wheelchair Access	138	103	107	348

HOUSED ACTIVITIES



TCHC	Room	Bach	1B	2B	3B	4B	5B+	Total
HND	11	51	47	16	3	0	0	128
HWD	0	2	2	57	40	7	2	110
Seniors	0	61	24	1	1	0	0	87
Total	11	114	73	74	44	7	2	325

RENT SUPPLEMENT	Room	Bach	1B	2B	3B	4B	5B+	Total
HND	0	0	3	2	0	0	0	5
HWD	0	0	0	6	0	0	0	6
Seniors	0	0	0	1	0	0	0	1
Total	0	0	3	9	0	0	0	12

PNP	Room	Bach	1B	2B	3B	4B	5B+	Total
HND	0	0	2	3	0	0	0	5
HWD	0	0	0	6	2	0	0	8
Seniors	0	2	16	1	0	0	0	19
Total	0	2	18	10	2	0	0	32

CO-OP	Room	Bach	1B	2B	3B	4B	5B+	Total
HND	0	8	6	1	0	0	0	15
HWD	0	0	1	9	4	1	0	15
Seniors	0	0	3	0	0	0	0	3
Total	0	8	10	10	4	1	0	33

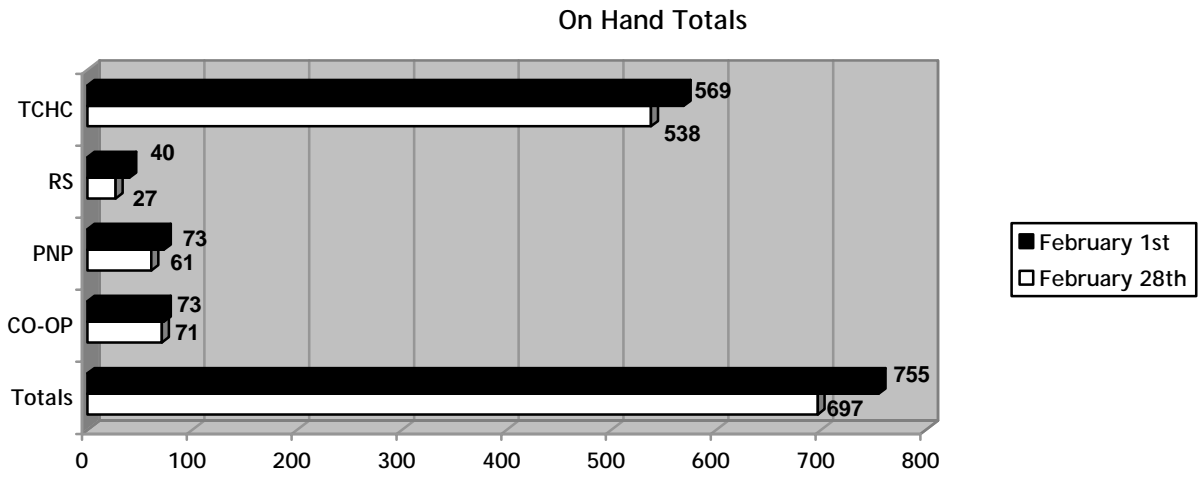
HOUSED PNP AND CO-OP PROVIDERS

Providers	Room	Bach	1B	2B	3B	4B	5B+	Total
ALDEBRAIN ATTENDANT CARE SERVICES				1				1
ALMISE CO-OPERATIVE HOMES INC.			3					3
ATAHUALPA CO-OPERATIVE HOMES 1987 INC				2				2
BARSA KELLY CARI-CAN CO-OPERATIVE HOMES INC			2					2
BROADVIEW HOUSING CO-OPERATIVE INC.				1				1
CENTRAL KING SENIORS RESIDENCE			1					1
CHORD HOUSING CO-OPERATIVE INC.				2	2			4
CHURCH OF THE MASTERS HOMES CORP				1				1
CITY PARK CO-OPERATIVE APARTMENTS INC		6						6
COURTLAND MEWS CO-OPERATIVE HOMES INC						1		1
ERNESCLIFFE NON-PROFIT HOUSING CO-OPERATIVE INC		2						2
ESTONIAN RELIEF COMMITTEE NON-PROFIT RESIDENCES CORP				2				2
GLEN GARDENS HOUSING CO-OPERATIVE INC					1			1
HEATHERCROSS CHARITABLE FOUNDATION			3					3
HELLENIC HOME FOR THE AGED INC			2					2
LAKESHORE VILLAGE ARTISTS CO-OP			2					2
MAPLE LEAF DRIVE SENIORS NON-PROFIT RESIDENTIAL CORP			1					1
MASARYKTOWN NON-PROFIT RESIDENCES INC.			1					1
MAURICE COULTER HOUSING CO-OPERATIVE				1				1
MOSHAV NOAM CO-OP			1	1	1			3
OPERATING ENGINEERS LOCAL 793 NON-PROFIT HOUSING				1				1
OUR SAVIOUR THISTLETOWN LUTHERAN LODGE			1					1
OWN HOUSING CO-OPERATIVE INC.			1					1
RAKOCZI VILLA NON PROFIT HOUSING CORP			1					1
SALVADOR DEL MUNDO/UPWOOD CO-OP			1					1
SCARBOROUGH HEIGHTS CO-OPERATIVE HOMES INC				1				1
ST. DAVID'S VILLAGE CORPORATION		1						1
ST. LAWRENCE NEIGHBOURHOOD SENIORS NON-PROFIT HOUSING			1					1
ST. PAUL'S L'AMOREAUX CENTRE		1						1
STEPHENSON SENIOR LINK HOMES (NEIGHBOURHOOD LINK)			2	1				3

Housing Connections

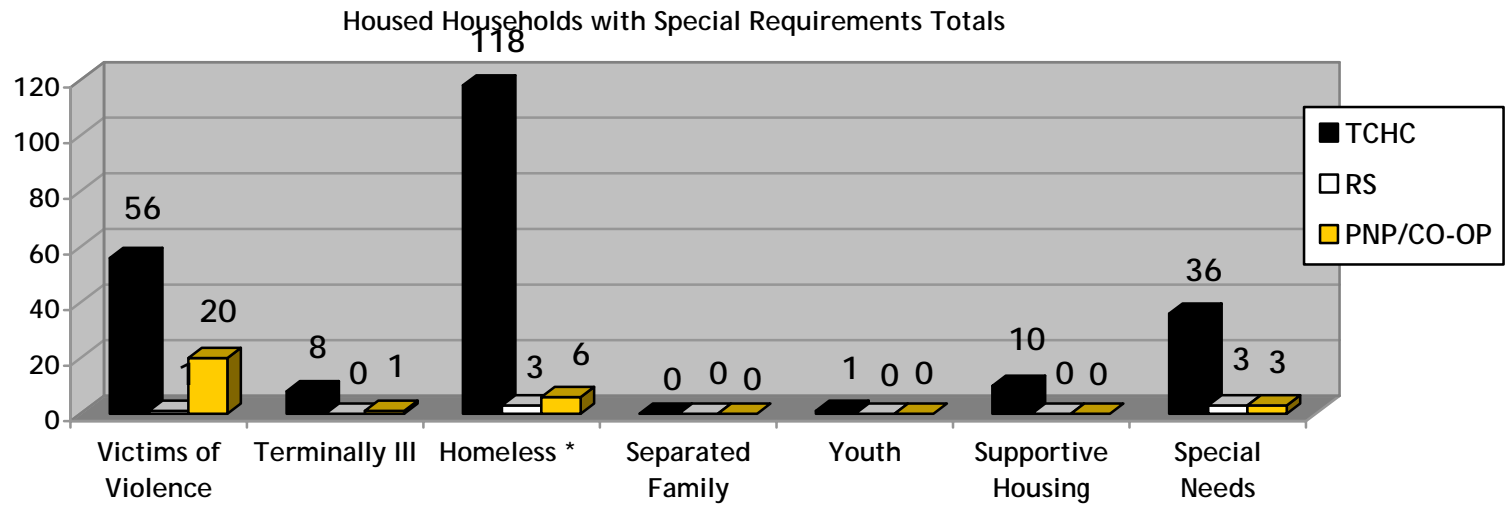
Providers	Room	Bach	1B	2B	3B	4B	5B+	Total
SWANSEA TOWN HALL RESIDENCES			2					2
THE ST. HILDA'S TOWERS INC.			1					1
THE ST. MARGARET'S TOWERS INC.				1				1
UJAMAA HOUSING CO-OP				2				2
VILA GASPAR CORTE REAL INC				1				1
WIDWORTHY CHARITABLE FOUNDATION			1					1
WIGWAMEN INCORPORATED			1	2	2			5
TOTAL	0	10	28	20	6	1	0	65

SUMMARY OF VACANCY ACTIVITY



Provider	On Hand as of February 1 st , 2007	New	Cancelled	Offered	Accepted	On Hand as of February 28 th , 2007
TCHC	569	388	80	784	342	538
RS	40	5	3	19	12	27
PNP	73	49	26	79	32	61
CO-OP	73	47	17	69	33	71
Totals	755	489	126	951	419	697

HOUSED HOUSEHOLDS WITH SPECIAL HOUSING REQUIREMENTS



- *This does not include Victims of Violence living in shelters

Housing Connections

TCHC	SPHC	Terminally III	Homeless *	Separated Family	Youth	Supportive Housing	Special Needs	Total
HND	19	4	63	0	1	4	15	106
HWD	32	3	30	0	0	0	13	78
Seniors	5	1	25	0	0	6	8	45
Total	56	8	118	0	1	10	36	229

RENT SUPPLEMENT	SPHC	Terminally III	Homeless *	Separated Family	Youth	Supportive Housing	Special Needs	Total
HND	1	0	0	0	0	0	1	2
HWD	0	0	2	0	0	0	1	3
Seniors	0	0	1	0	0	0	1	2
Total	1	0	3	0	0	0	3	7

PNP/CO-OP	SPHC	Terminally III	Homeless *	Separated Family	Youth	Supportive Housing	Special Needs	Total
HND	7	0	2	0	0	0	1	10
HWD	12	1	3	0	0	0	1	17
Seniors	1	0	1	0	0	0	1	3
Total	20	1	6	0	0	0	3	30

Grand Total	77	9	127	0	1	10	42	266
--------------------	-----------	----------	------------	----------	----------	-----------	-----------	------------