



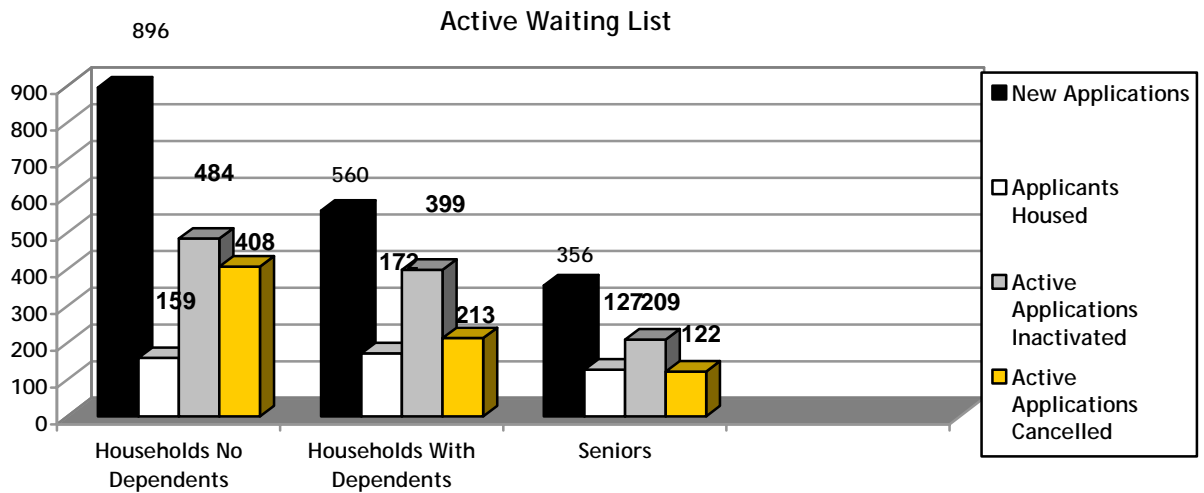
Monthly Statistical Report

NOVEMBER 2006

LEGEND

HND	= Households with no dependents	Bach	= Bachelor unit
HWD	= Households with dependents	1B	= 1 bedroom unit
TCHC	= Toronto Community Housing Corporation	2B	= 2 bedroom unit
PNP	= Private, non-profit housing provider	3B	= 3 bedroom unit
Co-op	= Co-operative housing provider	4B	= 4 bedroom unit
W/C	= Wheelchair	5B	= 5 bedroom unit
WSIB	= Workplace Safety Insurance Board	SHRA	= Social Housing Reform Act
TAWL	= Toronto Applicant Waiting List	RGI	= Rent-geared-to-income
SPHC	= Special Priority Household Category		
DA	= Households disadvantaged by the chronological system		

SUMMARY OF ACTIVITIES



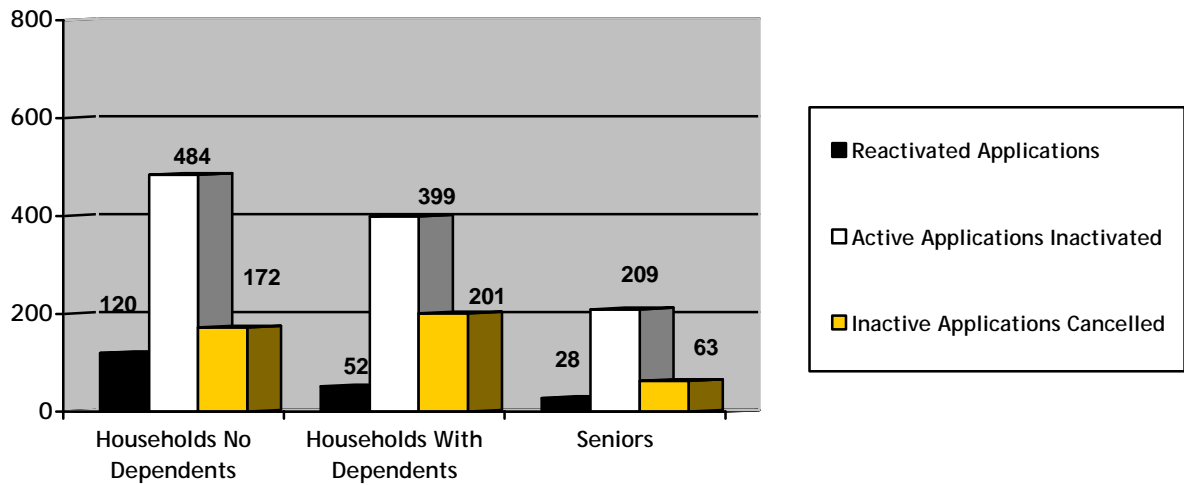
Active Waiting List	HND	HWD	Senior	Total
New/Reactivated Applications	896	560	356	1,812
Applicants Housed *	159	172	127	458
Active Applications Inactivated	484	399	209	1,092
Active Applications Cancelled	408	213	122	743
Total Active Applications**	18,329	17,151	12,637	48,120

* This number includes Households housed directly by Providers.

**This number includes 3 applications received via the web that as of this date have not been assigned a household type.

Note: 488 total applications were received through the web for November 2006

Inactive Waiting List

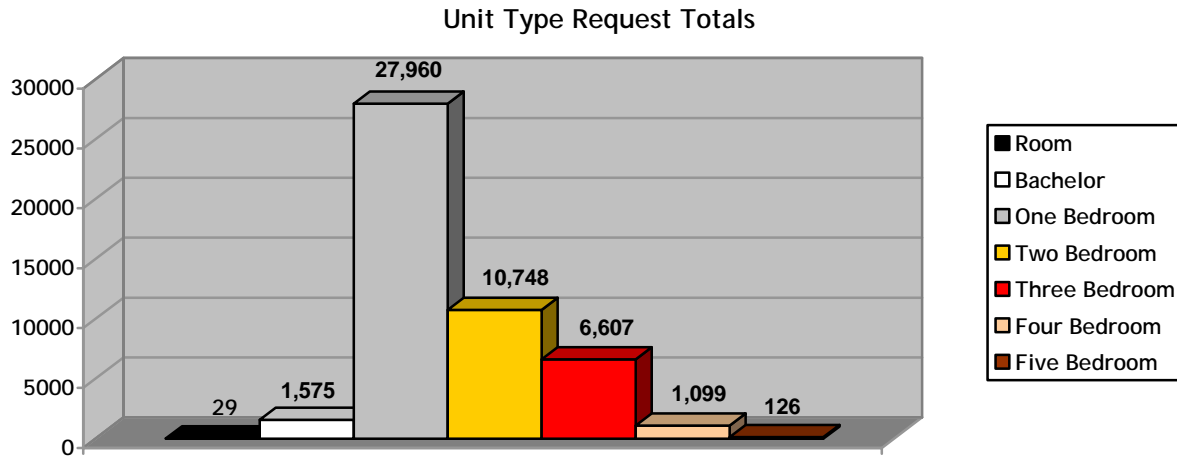


Inactive Waiting List	HND	HWD	Senior	Total
Reactivated Applications	120	52	28	200
Active Applications Inactivated	484	399	209	1,092
Inactive Applications Cancelled	172	201	63	436
Total Inactive Applications	8,100	7,701	3,414	19,215

Total Waiting List	HND	HWD	Senior	Total
Total waiting list as at November 30, 2006*	26,429	24,852	16,051	67,335

* This amount includes 3 applications with No Household Type assigned

SUMMARY OF THE ACTIVE WAITING LIST BY UNIT TYPE

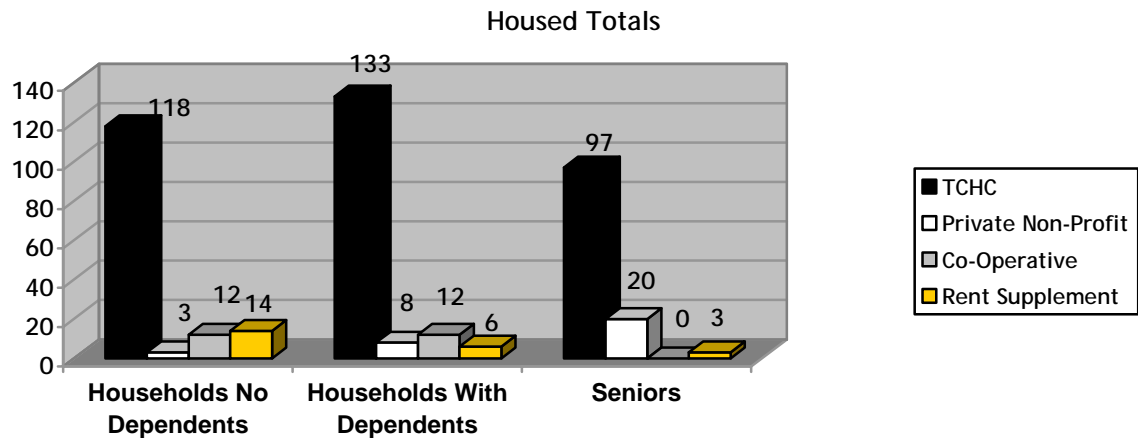


Unit Type	HND	HWD	Senior	Total
Room	28	0	1	29
Bachelor	1,030	25	520	1,575
One Bedroom	15,087	1,059	11,814	27,960
Two Bedroom	1,698	8,758	265	10,721
Three Bedroom	414	6,162	31	6,607
Four Bedroom	67	1,026	6	1,099
Five Bedroom	5	121	0	126
Total*	18,329	17,151	12,637	48,117

- Unit Type is from the largest types selected by the client.
- *Does not include the 3 households without a Household Type

	Households no Dependents	Households With Dependents	Senior	Total
Households Requesting Wheelchair Access	140	105	105	350

HOUSED ACTIVITIES



TCHC	Room	Bach	1B	2B	3B	4B	5B+	Total
HND	11	45	43	15	4	0	0	118
HWD	0	2	3	69	48	9	2	133
Seniors	1	71	23	2	0	0	0	97
Total	12	118	69	86	52	9	2	348

RENT SUPPLEMENT	Room	Bach	1B	2B	3B	4B	5B+	Total
HND	0	0	13	0	1	0	0	14
HWD	0	0	1	5	0	0	0	6
Seniors	0	0	2	1	0	0	0	3
Total	0	0	16	6	1	0	0	23

PNP	Room	Bach	1B	2B	3B	4B	5B+	Total
HND	0	1	2	0	0	0	0	3
HWD	0	0	0	6	2	0	0	8
Seniors	0	2	16	2	0	0	0	20
Total	0	3	18	8	2	0	0	31

CO-OP	Room	Bach	1B	2B	3B	4B	5B+	Total
HND	0	5	6	1	0	0	0	12
HWD	0	0	0	9	2	1	0	12
Seniors	0	0	0	0	0	0	0	0
Total	0	5	6	10	2	1	0	24

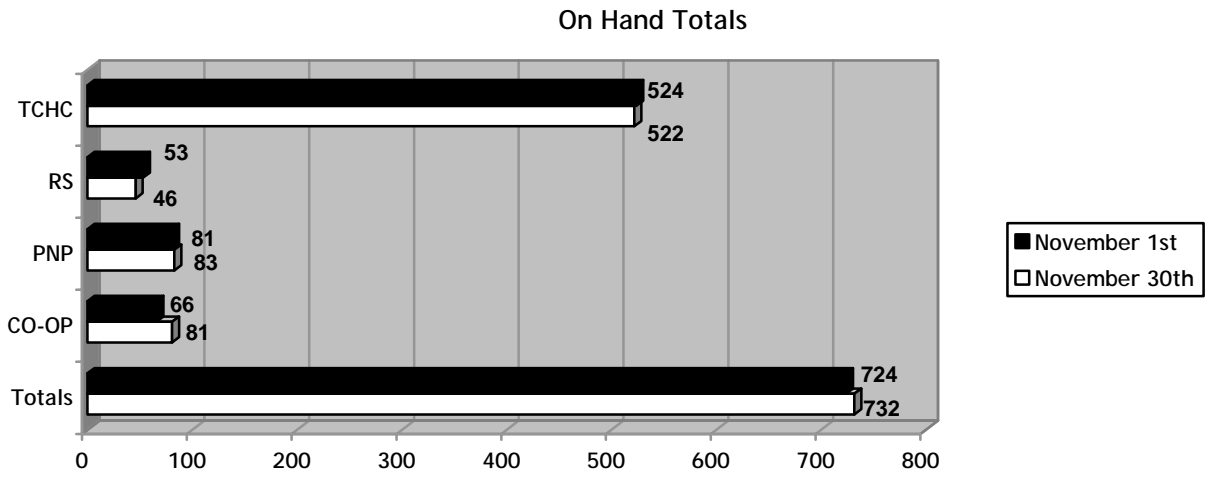
HOUSED PNP AND CO-OP PROVIDERS

Providers	Room	Bach	1B	2B	3B	4B	5B+	Total
ACLI ETOBICOKE COMMUNITY HOMES			2					2
AKWA HONSTA NON-PROFIT ABORIGINAL HOMES INC			1					1
ALDEBRAIN ATTENDANT CARE SERVICES				1				1
ASCOT CO-OP HOMES			2					2
ATKINSON HOUSING CO-OP					1	1		2
BEAVER HALL ARTIST'S CO-OPERATIVE INC		1						1
BROOKBANKS NON-PROFIT APTS					1			1
CENTRAL KING SENIORS RESIDENCE			1					1
CITY PARK CO-OPERATIVE APARTMENTS INC		4						4
CLINTWOOD NON-PROFIT HOUSING CO-OPERATIVE				1	1			2
DUNCAN MILLS LABOURERS' LOCAL 183 CO-OP				2				2
HARBOUR CHANNEL HOUSING CO-OP INC				1				1
HELLENIC HOME FOR THE AGED INC			1					1
HUMBERVALE CHRISTIAN OUTREACH FOUNDATION INC			1					1
JACK GOODLAD SENIOR CITIZEN RESIDENCES CORPORATION			1					1
JENNY GREEN CO-OPERATIVE HOMES INC				1				1
KINGSWAY-LAMBTON HOMES FOR SENIORS INC			1					1
LAKESHORE VILLAGE ARTISTS CO-OP			1					1
LAS FLORES NON-PROFIT			1					1
LOYOLA ARRUPPE CORPORATION		1						1
MAPLE LEAF DRIVE SENIORS NON-PROFIT RESIDENTIAL CORP			1					1
NEIGHBOURHOOD LINK HOMES			1	2				3
NORTHMINSTER RESIDENCES OF TORONTO				1				1
ORCHARD GROVE HOUSING CO-OPERATIVE INC			1	1				2
OUR LADY OF VICTORY SENIOR CITIZENS RESIDENCE YORK			1					1
RAKOCZI VILLA NON PROFIT HOUSING CORP			1					1
SALVADOR DEL MUNDO/UPWOOD CO-OP			2					2
ST. MATTHEW'S BRACONDALE HOUSE			2		1			3
ST. PAUL'S L'AMOREAUX CENTRE		1						1
TAMIL CO-OPERATIVE HOMES INC				2				2

Housing Connections

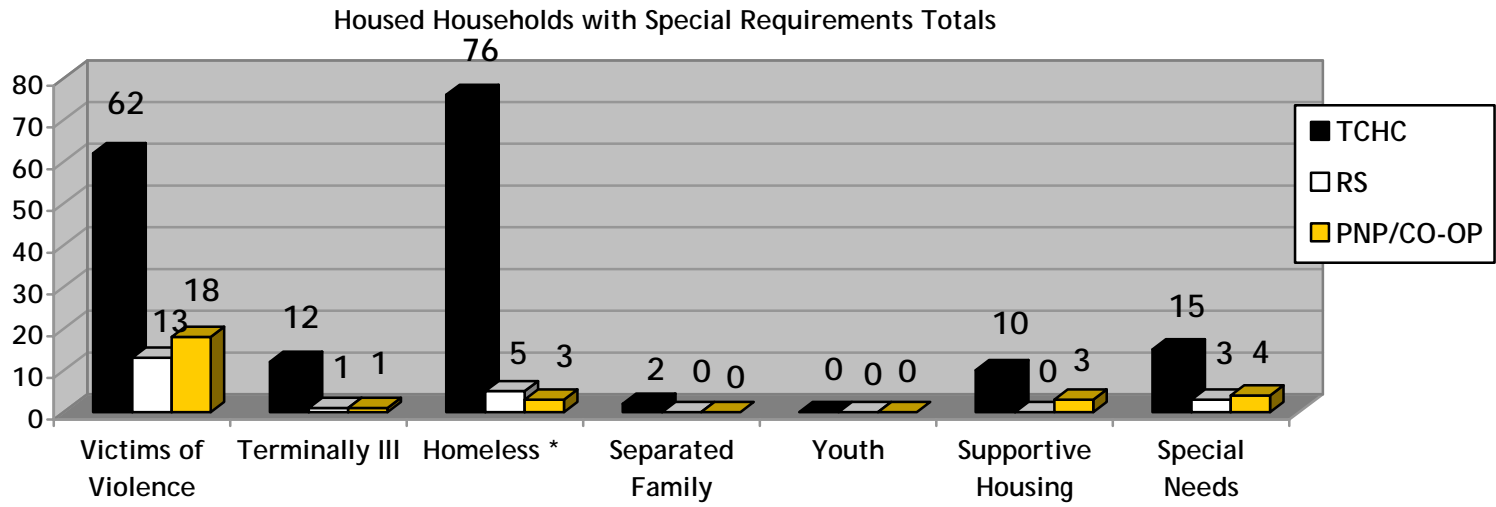
TOBIAS HOUSE OF TORONTO-CARING IN THE SPIRIT OF ST. FRANCIS		1						1
VILA GASPAR CORTE REAL INC.				2				2
VILLA LUSO NON PROFIT HOUSING CORPORATION			2					2
VILLA OTTHON NON PROFIT CORPORATION				1				1
VINCENT PAUL FAMILY HOMES CORPORATION				1				1
WOBURN VILLAGE CO-OP				2				2
YARDFORD CHARITABLE FOUNDATION			1					1
TOTAL	0	8	24	18	4	1	0	55

SUMMARY OF VACANCY ACTIVITY



Provider	On Hand as of November 1 st , 2006	New	Cancelled	Offered	Accepted	On Hand as of November 30 th , 2006
TCHC	524	429	80	788	355	522
RS	53	19	3	54	23	46
PNP	81	50	17	64	31	83
CO-OP	66	50	11	60	24	81
Totals	724	548	111	966	433	732

HOUSED HOUSEHOLDS WITH SPECIAL HOUSING REQUIREMENTS



- *This does not include Victims of Violence living in shelters

Housing Connections

TCHC	SPHC	Terminally III	Homeless *	Separated Family	Youth	Supportive Housing	Special Needs	Total
HND	26	5	33	1	0	4	7	76
HWD	32	2	28	1	0	1	5	69
Seniors	4	5	15	0	0	5	3	32
Total	62	12	76	2	0	10	15	177

RENT SUPPLEMENT	SPHC	Terminally III	Homeless *	Separated Family	Youth	Supportive Housing	Special Needs	Total
HND	11	0	2	0	0	0	0	13
HWD	2	0	3	0	0	0	2	7
Seniors	0	1	0	0	0	0	1	2
Total	13	1	5	0	0	0	3	22

PNP/CO-OP	SPHC	Terminally III	Homeless *	Separated Family	Youth	Supportive Housing	Special Needs	Total
HND	7	0	1	0	0	0	2	10
HWD	10	0	0	0	0	0	0	10
Seniors	1	1	2	0	0	3	2	9
Total	18	1	3	0	0	3	4	29

Grand Total	93	14	84	2	0	13	22	228
--------------------	-----------	-----------	-----------	----------	----------	-----------	-----------	------------