



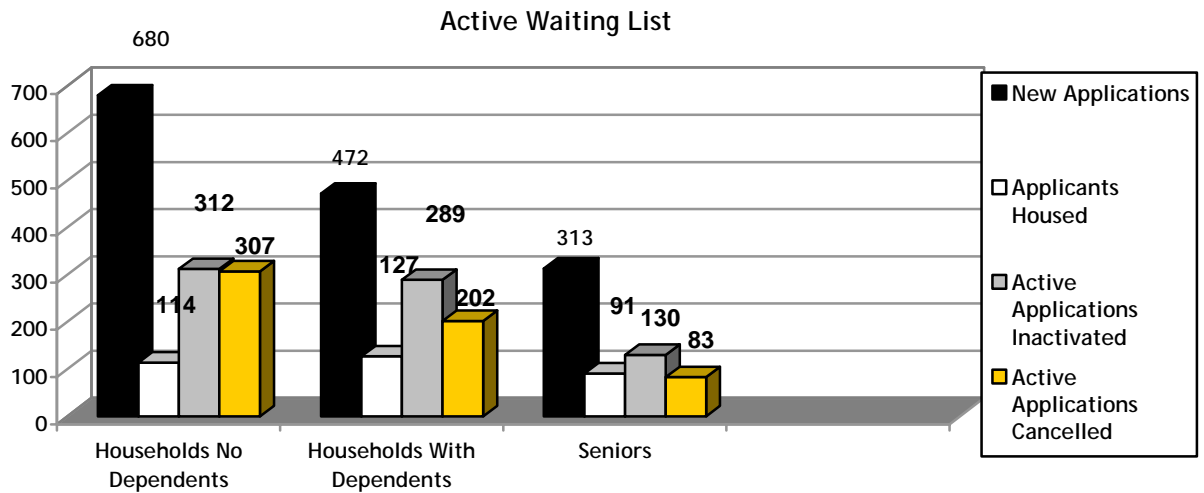
Monthly Statistical Report

DECEMBER 2006

LEGEND

HND	= Households with no dependents	Bach	= Bachelor unit
HWD	= Households with dependents	1B	= 1 bedroom unit
TCHC	= Toronto Community Housing Corporation	2B	= 2 bedroom unit
PNP	= Private, non-profit housing provider	3B	= 3 bedroom unit
Co-op	= Co-operative housing provider	4B	= 4 bedroom unit
W/C	= Wheelchair	5B	= 5 bedroom unit
WSIB	= Workplace Safety Insurance Board	SHRA	= Social Housing Reform Act
TAWL	= Toronto Applicant Waiting List	RGI	= Rent-geared-to-income
SPHC	= Special Priority Household Category		
DA	= Households disadvantaged by the chronological system		

SUMMARY OF ACTIVITIES



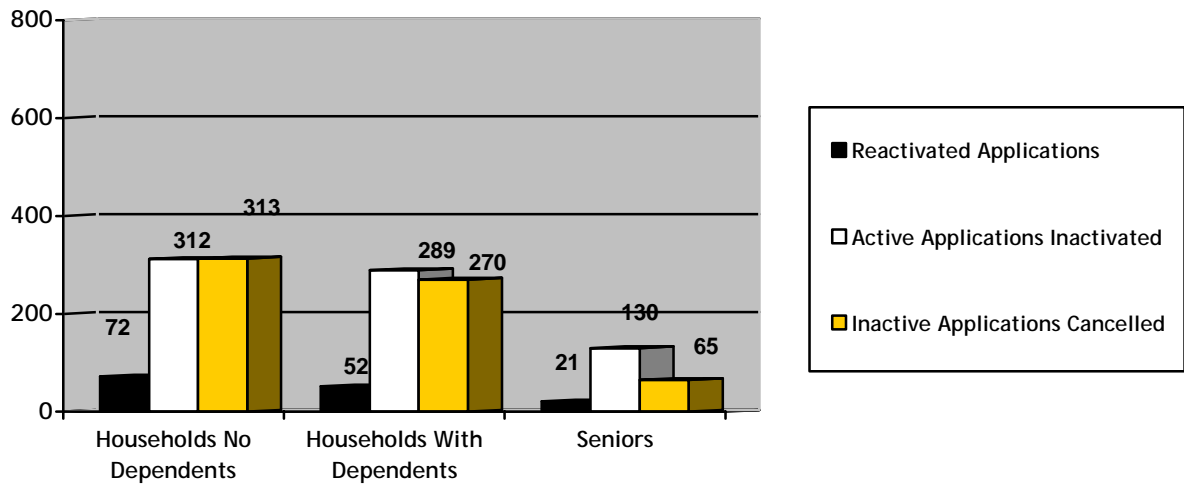
Active Waiting List	HND	HWD	Senior	Total
New/Reactivated Applications	680	472	313	1,465
Applicants Housed *	114	127	91	332
Active Applications Inactivated	312	289	130	731
Active Applications Cancelled	307	202	83	592
Total Active Applications**	18,276	17,005	12,646	47,930

* This number includes Households housed directly by Providers.

**This number includes 3 applications received via the web that as of this date have not been assigned a household type.

Note: 403 total applications were received through the web for December 2006

Inactive Waiting List

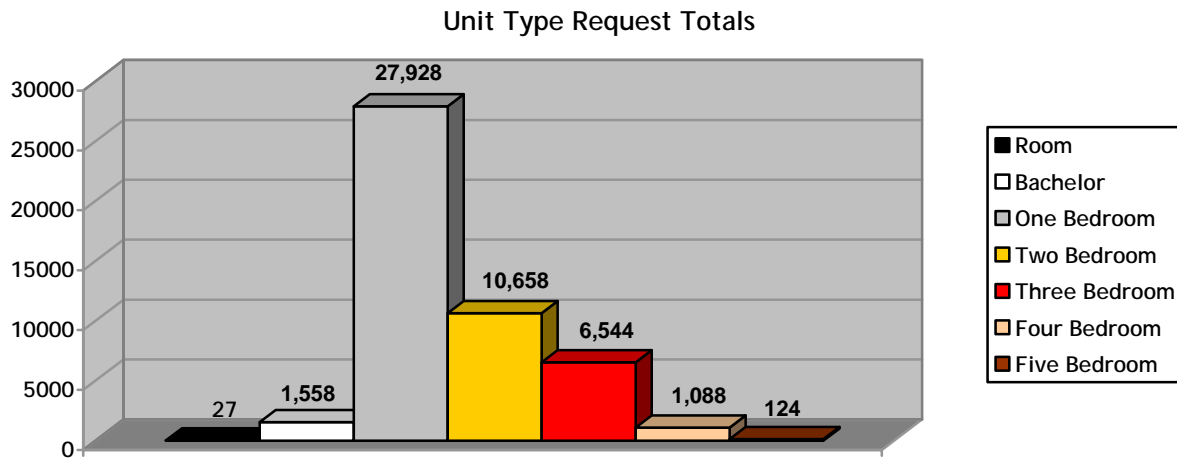


Inactive Waiting List	HND	HWD	Senior	Total
Reactivated Applications	72	52	21	145
Active Applications Inactivated	312	289	130	731
Inactive Applications Cancelled	313	270	65	648
Total Inactive Applications	8,027	7,668	3,458	19,153

Total Waiting List	HND	HWD	Senior	Total
Total waiting list as at December 31st, 2006*	26,303	24,673	16,104	67,083

* This amount includes 3 applications with No Household Type assigned

SUMMARY OF THE ACTIVE WAITING LIST BY UNIT TYPE

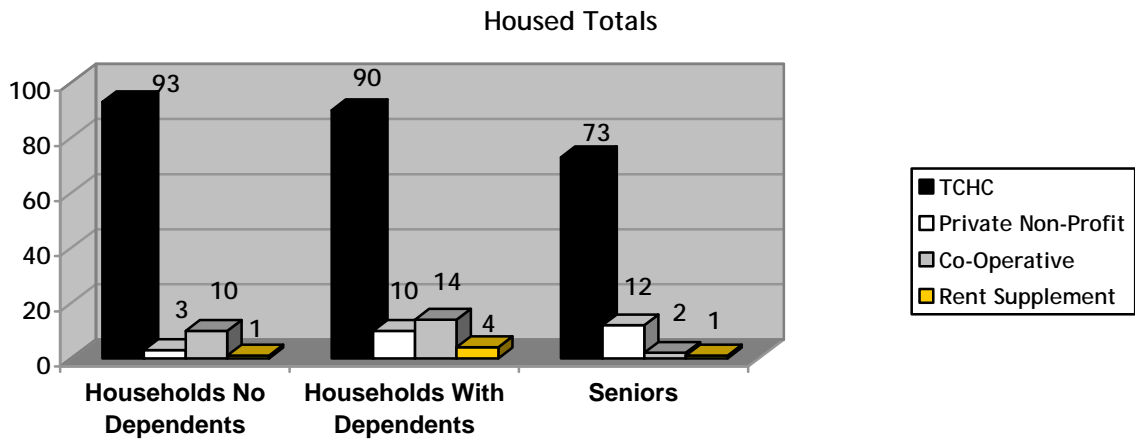


Unit Type	HND	HWD	Senior	Total
Room	26	0	1	27
Bachelor	1,022	26	510	1,558
One Bedroom	15,028	1,065	11,835	27,928
Two Bedroom	1,713	8,683	262	10,658
Three Bedroom	418	6,094	32	6,544
Four Bedroom	65	1,018	5	1,088
Five Bedroom	4	119	1	124
Total*	18,276	17,005	12,646	47,930

- Unit Type is from the largest types selected by the client.
- *Does not include the 3 households without a Household Type

	Households no Dependents	Households With Dependents	Senior	Total
Households Requesting Wheelchair Access	138	103	107	348

HOUSED ACTIVITIES



TCHC	Room	Bach	1B	2B	3B	4B	5B+	Total
HND	7	41	33	11	1	0	0	93
HWD	0	0	3	49	30	6	2	90
Seniors	1	57	14	1	0	0	0	73
Total	8	98	50	61	31	6	2	256

RENT SUPPLEMENT	Room	Bach	1B	2B	3B	4B	5B+	Total
HND	0	0	1	0	0	0	0	1
HWD	0	0	0	4	0	0	0	4
Seniors	0	0	1	0	0	0	0	1
Total	0	0	2	4	0	0	0	6

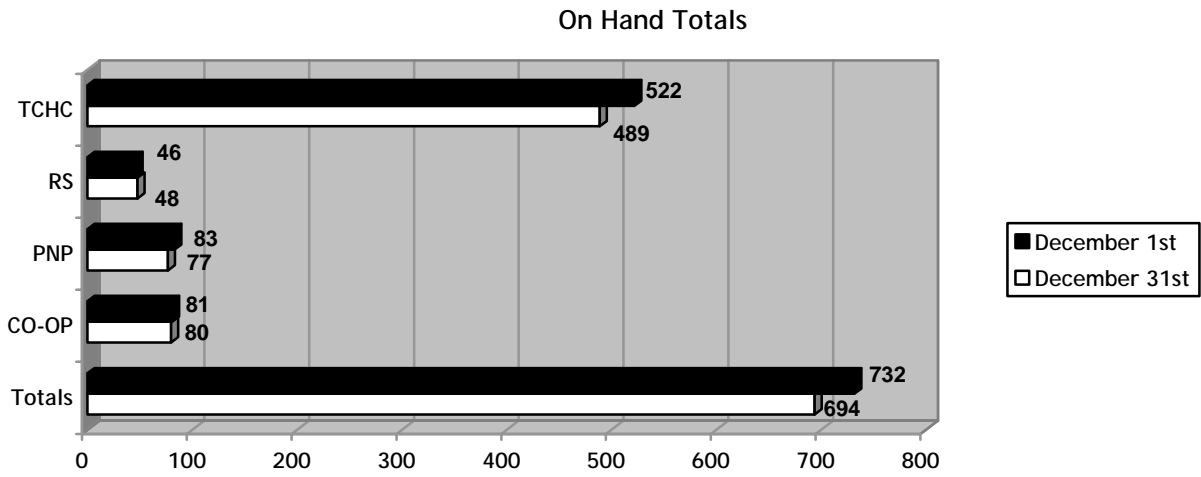
PNP	Room	Bach	1B	2B	3B	4B	5B+	Total
HND	0	1	1	1	0	0	0	3
HWD	0	0	0	9	1	0	0	10
Seniors	0	2	9	1	0	0	0	12
Total	0	3	10	11	1	0	0	25

CO-OP	Room	Bach	1B	2B	3B	4B	5B+	Total
HND	0	2	6	1	1	0	0	10
HWD	0	0	0	4	9	1	0	14
Seniors	0	0	1	1	0	0	0	2
Total	0	2	7	6	10	1	0	26

HOUSED PNP AND CO-OP PROVIDERS

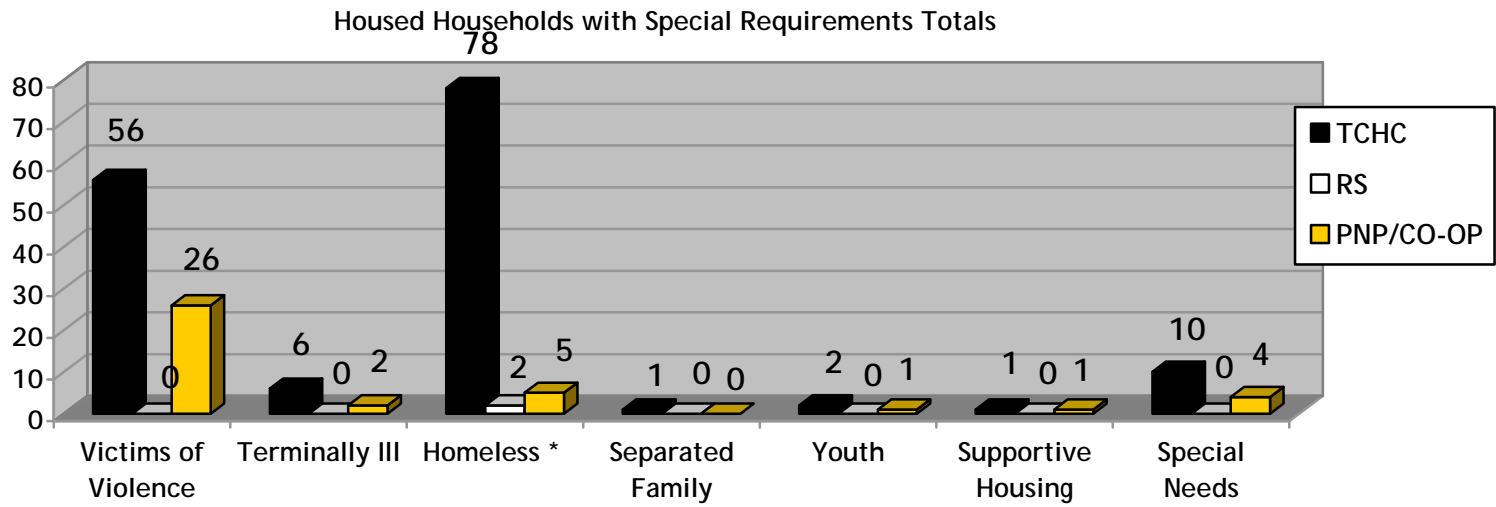
Providers	Room	Bach	1B	2B	3B	4B	5B+	Total
AKWA HONSTA NON-PROFIT ABORIGINAL HOMES INC		1						1
ATKINSON HOUSING CO-OP					2			2
B'NAI BRITH CANADA				1				1
BLUE DANUBE HOUSING DEVELOPMENT ONT INC				1				1
COURTLAND MEWS CO-OPERATIVE HOMES INC					4	1		5
CITY PARK CO-OPERATIVE APARTMENTS INC		2						2
HARRY SHERMAN CROWE HOUSING CO-OP INC					1			1
KEHILLA RESIDENTIAL PROGRAMME			1	3				4
KINGSWAY-LAMBTON HOMES FOR SENIORS INC			1					1
LAKESHORE VILLAGE ARTISTS CO-OP			1					1
NAKISKA CO-OPERATIVE HOMES INC			1		1			2
NEIGHBOURHOOD LINK (STEPHENSON SENIOR LINK)			1					1
OPERATING ENGINEERS LOCAL 793 NON-PROFIT HOUSING				1				1
ORCHARD GROVE HOUSING CO-OPERATIVE INC				2				2
PALISADES HOUSING CO-OP					1			1
SALVADOR DEL MUNDO/UPWOOD CO-OP				1				1
ST. DEMETRIUS UKRANIAN DEVELOPMENT CORPORATION			1					1
ST. PAUL'S L'AMOREAUX CENTRE		1	1					2
STS PETER AND PAUL UKRANIAN COMMUNITY HOMES			3					3
TAMIL CO-OPERATIVE HOMES INC			2	1				3
TERRA BELLA NON PROFIT HOUSING CORPORATION				2				2
UJAMAA HOUSING CO-OP			3	1				4
VILLA LUSO NON PROFIT HOUSING CORPORATION		1						1
VINCENT PAUL FAMILY HOMES CORPORATION		2						2
WALTON PLACE SCARBOROUGH INC NON-PROFIT HOUSING			1					1
WEST ROUGE HOUSING CO-OP				1				1
WOBBURN VILLAGE CO-OP					1			1
YEE HONG CHINESE EVERGREEN NON-PROFIT HOMES CORP			1		1			2
TOTAL	0	7	17	14	11	1	0	50

SUMMARY OF VACANCY ACTIVITY



Provider	On Hand as of December 1 st , 2006	New	Cancelled	Offered	Accepted	On Hand as of December 31 st , 2006
TCHC	522	279	46	583	263	489
RS	46	9	0	30	6	48
PNP	83	31	12	50	25	77
CO-OP	81	33	8	41	26	80
Totals	732	352	66	704	320	694

HOUSED HOUSEHOLDS WITH SPECIAL HOUSING REQUIREMENTS



- *This does not include Victims of Violence living in shelters

Housing Connections

TCHC	SPHC	Terminally III	Homeless *	Separated Family	Youth	Supportive Housing	Special Needs	Total
HND	18	4	30	0	1	1	10	64
HWD	37	1	25	1	1	0	5	70
Seniors	1	1	23	0	0	2	2	29
Total	56	6	78	1	2	3	17	163

RENT SUPPLEMENT	SPHC	Terminally III	Homeless *	Separated Family	Youth	Supportive Housing	Special Needs	Total
HND	0	0	1	0	0	0	0	1
HWD	0	0	1	0	0	0	0	1
Seniors	0	0	0	0	0	0	0	0
Total	0	0	2	0	0	0	0	2

PNP/CO-OP	SPHC	Terminally III	Homeless *	Separated Family	Youth	Supportive Housing	Special Needs	Total
HND	7	1	2	0	1	0	1	12
HWD	17	0	2	0	0	1	2	22
Seniors	2	1	1	0	0	0	1	5
Total	26	2	5	0	1	1	4	39

Grand Total	82	8	85	1	3	4	21	204
--------------------	-----------	----------	-----------	----------	----------	----------	-----------	------------