



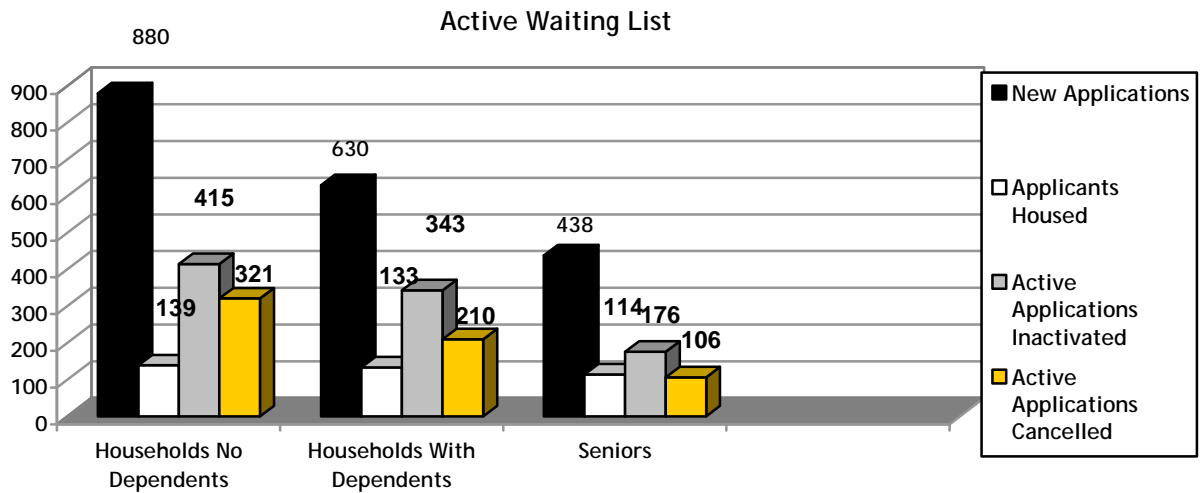
Monthly Statistical Report

August 2006

LEGEND

HND	= Households with no dependents	Bach	= Bachelor unit
HWD	= Households with dependents	1B	= 1 bedroom unit
TCHC	= Toronto Community Housing Corporation	2B	= 2 bedroom unit
PNP	= Private, non-profit housing provider	3B	= 3 bedroom unit
Co-op	= Co-operative housing provider	4B	= 4 bedroom unit
W/C	= Wheelchair	5B	= 5 bedroom unit
WSIB	= Workplace Safety Insurance Board	SHRA	= Social Housing Reform Act
TAWL	= Toronto Applicant Waiting List	RGI	= Rent-g geared-to-income
SPHC	= Special Priority Household Category		
DA	= Households disadvantaged by the chronological system		

SUMMARY OF ACTIVITIES



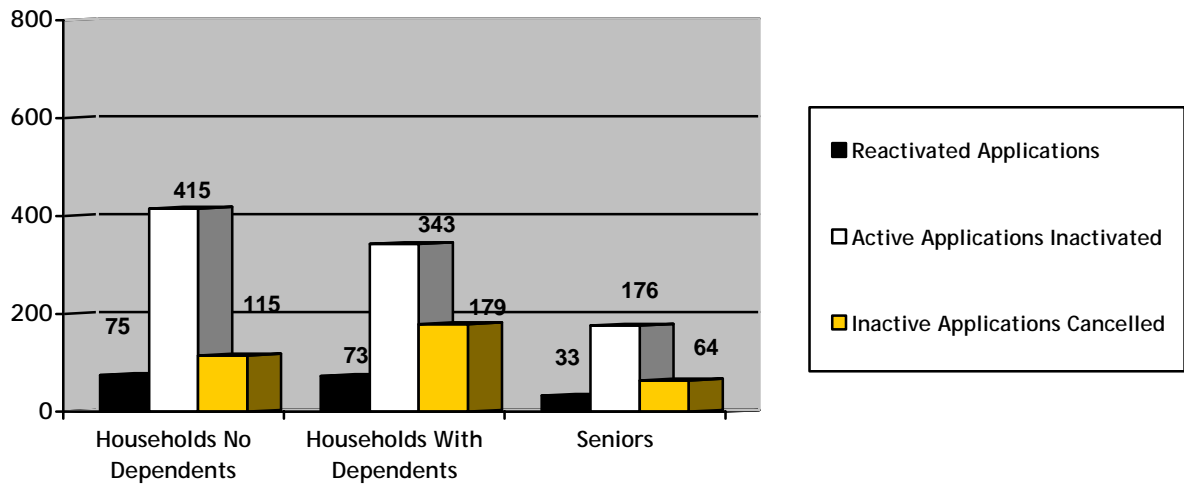
Active Waiting List	HND	HWD	Senior	Total
New/Reactivated Applications	880	630	438	1,948
Applicants Housed *	139	133	114	386
Active Applications Inactivated	415	343	176	934
Active Applications Cancelled	321	210	106	637
Total Active Applications	18,134	17,354	12,611	**48,414

* This number includes Households housed directly by Providers.

**This number includes 315 applications received via the web that as of this date have not been assigned a household type.

Note: 503 total applications were received through the web for August 2006

Inactive Waiting List

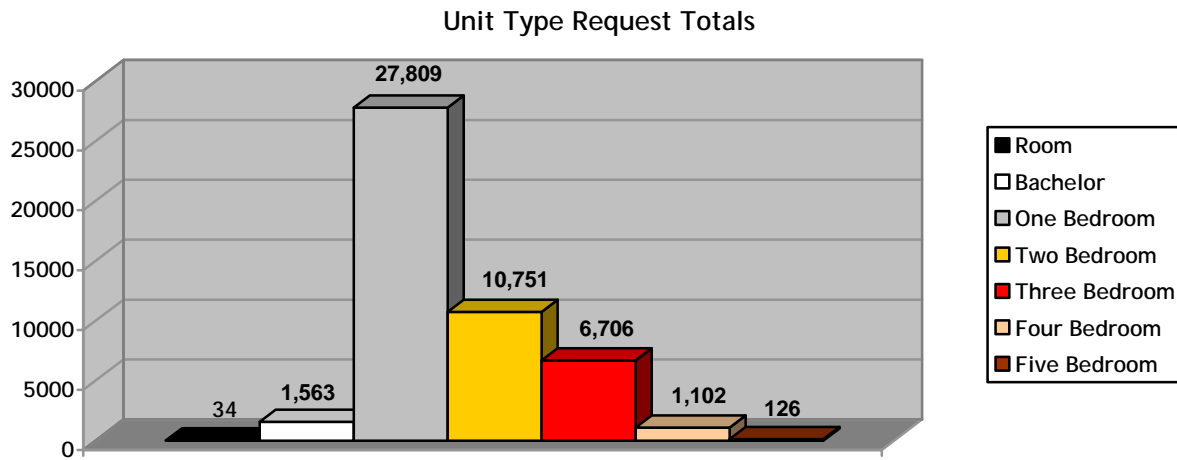


Inactive Waiting List	HND	HWD	Senior	Total
Reactivated Applications	75	73	33	181
Active Applications Inactivated	415	343	176	934
Inactive Applications Cancelled	115	179	64	358
Total Inactive Applications	7,808	7,540	3,246	18,594

Total Waiting List	HND	HWD	Senior	Total
Total waiting list as at August 30, 2006	25,942	24,894	15,857	67,008

* This amount includes 315 applications with No Household Type assigned

SUMMARY OF THE ACTIVE WAITING LIST BY UNIT TYPE

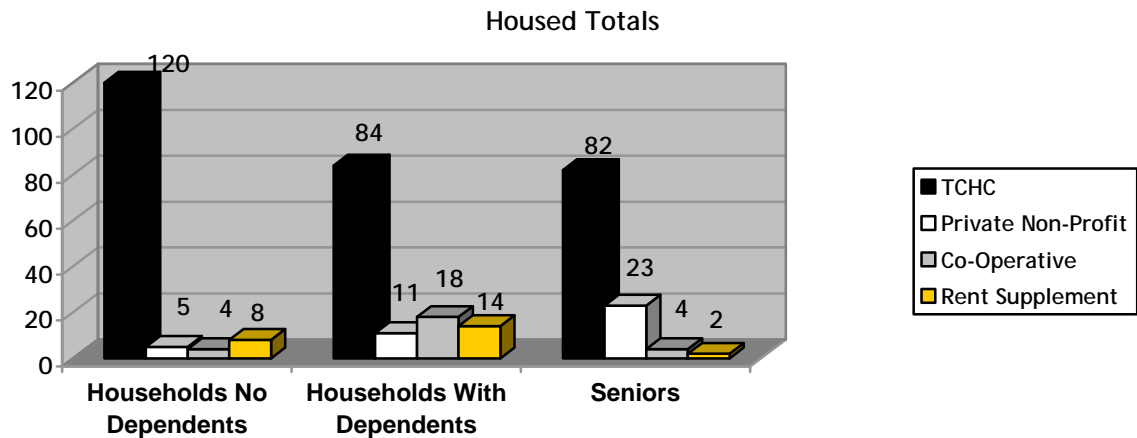


Unit Type	HND	HWD	Senior	Total
Room	30	0	1	31
Bachelor	1,013	26	524	1,563
One Bedroom	14,954	1,084	11,776	27,814
Two Bedroom	1,658	8,825	274	10,757
Three Bedroom	406	6,268	32	6,706
Four Bedroom	67	1,031	4	1,102
Five Bedroom	6	120	0	126
Total*	18,134	17,354	12,611	48,099

- Unit Type is from the largest types selected by the client.
- *Does not include the 315 households without a Household Type

	Households no Dependents	Households With Dependents	Senior	Total
Households Requesting Wheelchair Access	126	98	103	327

HOUSED ACTIVITIES



TCHC	Room	Bach	1B	2B	3B	4B	5B+	Total
HND	9	67	24	15	2	3	0	120
HWD	0	4	1	43	31	3	2	84
Seniors	0	65	16	0	1	0	0	82
Total	9	136	41	58	34	6	2	286

RENT SUPPLEMENT	Room	Bach	1B	2B	3B	4B	5B+	Total
HND	0	0	7	1	0	0	0	8
HWD	0	0	1	10	1	2	0	14
Seniors	0	0	2	0	0	0	0	2
Total	0	0	10	11	1	2	0	24

PNP	Room	Bach	1B	2B	3B	4B	5B+	Total
HND	0	2	3	0	0	0	0	5
HWD	0	0	1	7	3	0	0	11
Seniors	0	5	16	2	0	0	0	23
Total	0	7	20	9	3	0	0	39

CO-OP	Room	Bach	1B	2B	3B	4B	5B+	Total
HND	0	3	0	1	0	0	0	4
HWD	0	0	0	14	2	2	0	18
Seniors	0	1	1	2	0	0	0	4
Total	0	4	1	17	2	2	0	26

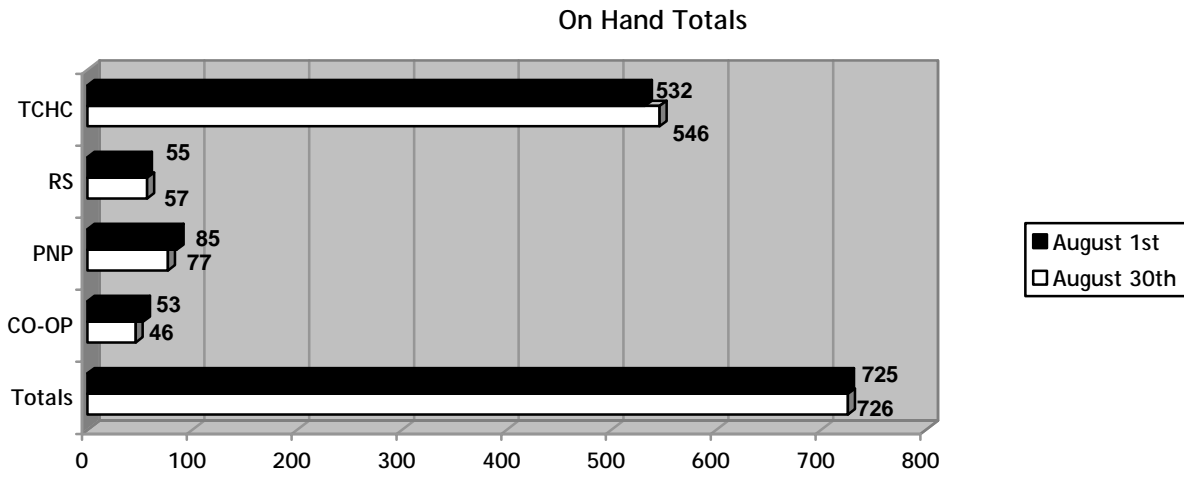
HOUSED PNP AND CO-OP PROVIDERS

Providers	Room	Bach	1B	2B	3B	4B	5B+	Total
ACLI ETOBICOKE COMMUNITY HOMES			2					2
AKWA HONSTA NON-PROFIT ABORIGINAL HOMES INC		1						1
ALMISE CO-OPERATIVE HOMES INC			1	1				2
ATKINSON HOUSING CO-OP				1	1	1		3
BELLAMY HOUSING CO-OPERATIVE INC				1				1
CENTRAL KING SENIORS RESIDENCE			1					1
CHURCH OF THE ATONEMENT ALDERWOOD SENIOR CITIZENS PROJECT			2					2
CITY PARK CO-OPERATIVE APARTMENTS INC		1						1
GARDENVIEW CO-OPERATIVE HOMES				2				2
HELLENIC HOME FOR THE AGED INC			4					4
JACK GOODLAD SENIOR CITIZEN RESIDENCES CORPORATION			1					1
KEHILLA RESIDENTIAL PROGRAMME			2	1				3
LAKESHORE VILLAGE ARTISTS CO-OP					1			1
LOYOLA ARRUIPE CORPORATION			1					1
MAPLE LEAF DRIVE SENIORS NON-PROFIT RESIDENTIAL CORPORATION			1					1
MARGARET LAURENCE HOUSING CO-OPERATIVE				3				3
MAURICE COULTER HOUSING CO-OPERATIVE				1				1
MIMICO CO-OPERATIVE HOMES INC						1		1
MURIEL COLLINS HOUSING CO-OPERATIVE INC				3				3
NORTHMINISTER RESIDENCES OF TORONTO				1				1
NUC-TUCT NON-PROFIT HOMES CORPORATION					1			1
ORCHARD GROVE HOUSING CO-OPERATIVE INC				1				1
OUR LADY OF VICTORY SENIOR CITIZENS RESIDENCE YORK INC			1					1
RICHVIEW BAPTIST FOUNDATION			1					1
DALVADOR DEL MUNDO/UPWOOD CO-OP				6				6
SPENCER AVENUE CO-OPERATIVE HOMES INCORPORATED		1						1
ST. LAWRENCE NEIGHBOURHOOD SENIORS NON-PROFIT HOUSING			1					1
ST. PAUL'S L'AMOREAUX CENTRE		2						2
STS PETER AND PAUL UKRANIAN COMMUNITY HOMES			2					2

Housing Connections

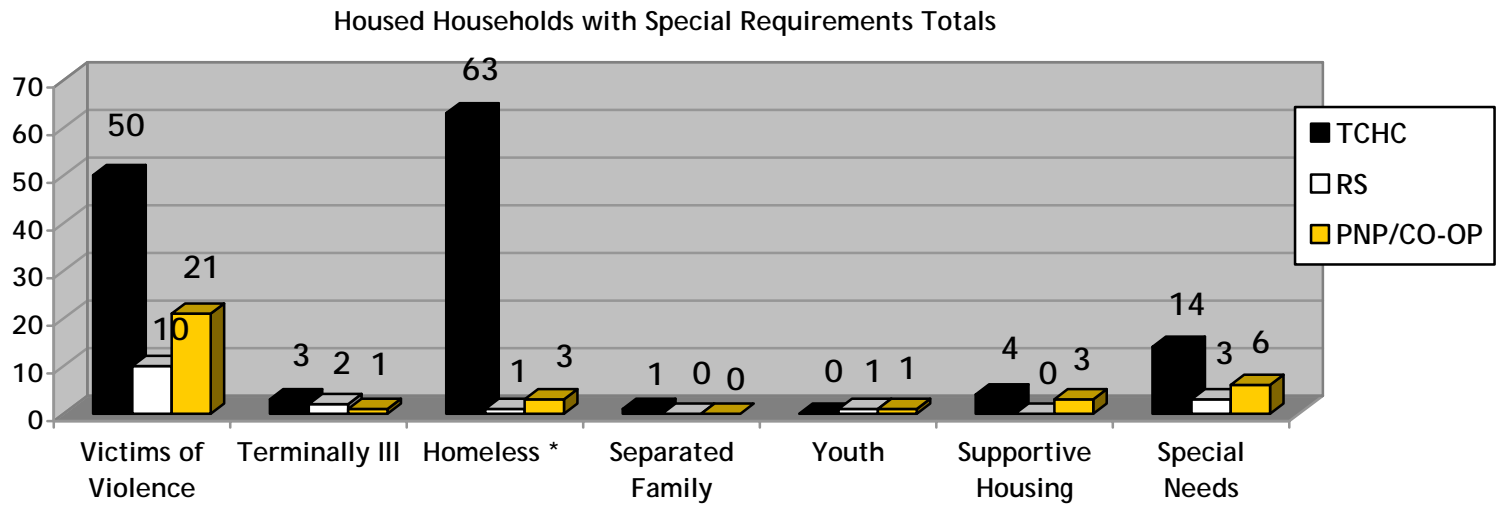
Providers	Room	Bach	1B	2B	3B	4B	5B+	Total
STEPHENSON SENIOR LINK HOMES/NEIGHBOURHOOD LINK				1	1			2
TAYLOR CREEK CO-OPERATIVE HOMES				1				1
TERRA BELLA NON PROFIT HOUSING CORPORATION				3				3
THE BROTHERHOOD FOUNDATION		1						1
TOBIAS HOUSE OF TORONTO-CARING IN THE SPIRIT OF ST. FRANCIS		2						2
VILA GASPAR CORTE REAL INC				1	1			2
VILLA LUSO NON PROFIT HOUSING CORPORATION		1						1
WALTON PLACE SCARBOROUGH INC NON-PROFIT HOUSING PROJECT				1				1
WOBURN VILLAGE CO-OP				1				1
TOTAL	0	9	20	29	5	2	0	65

SUMMARY OF VACANCY ACTIVITY



Provider	On Hand as of August 1st 2006	New	Cancelled	Offered	Accepted	On Hand as of August 30th 2006
TCHC	532	419	109	681	298	546
RS	55	34	7	63	24	57
PNP	85	38	9	85	37	77
CO-OP	53	29	9	48	27	46
Totals	725	520	134	877	386	726

HOUSED HOUSEHOLDS WITH SPECIAL HOUSING REQUIREMENTS



- *This does not include Victims of Violence living in shelters

Housing Connections

TCHC	SPHC	Terminally III	Homeless *	Separated Family	Youth	Supportive Housing	Special Needs	Total
HND	20	1	32	0	0	1	10	64
HWD	26	1	22	1	0	0	4	54
Seniors	4	1	9	0	0	3	0	17
Total	50	3	63	1	0	4	14	135

RENT SUPPLEMENT	SPHC	Terminally III	Homeless *	Separated Family	Youth	Supportive Housing	Special Needs	Total
HND	4	1	0	0	1	0	3	9
HWD	6	1	1	0	0	0	0	8
Seniors	0	0	0	0	0	0	0	0
Total	10	2	1	0	1	0	3	17

PNP/CO-OP	SPHC	Terminally III	Homeless *	Separated Family	Youth	Supportive Housing	Special Needs	Total
HND	2	0	1	0	0	0	3	6
HWD	18	0	0	0	1	0	0	19
Seniors	0	0	2	0	0	3	3	10
Total	21	1	3	0	1	3	6	35

Grand Total	81	6	67	1	2	7	23	187
--------------------	-----------	----------	-----------	----------	----------	----------	-----------	------------