



# Monthly Statistical Report

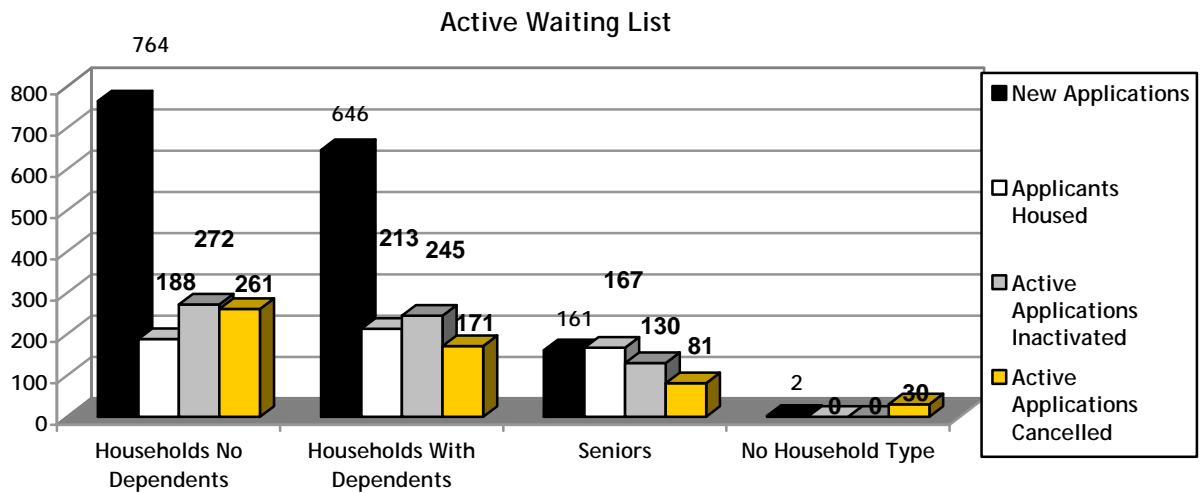
---

April 2006

## LEGEND

HND	= Households with no dependents	Bach	= Bachelor unit
HWD	= Households with dependents	1B	= 1 bedroom unit
TCHC	= Toronto Community Housing Corporation	2B	= 2 bedroom unit
PNP	= Private, non-profit housing provider	3B	= 3 bedroom unit
Co-op	= Co-operative housing provider	4B	= 4 bedroom unit
W/C	= Wheelchair	5B	= 5 bedroom unit
WSIB	= Workplace Safety Insurance Board	SHRA	= Social Housing Reform Act
TAWL	= Toronto Applicant Waiting List	RGI	= Rent-geared-to-income
SPHC	= Special Priority Household Category		
DA	= Households disadvantaged by the chronological system		

**SUMMARY OF ACTIVITIES**



Active Waiting List	HND	HWD	Senior	No Household Type	Total
New/Reactivated* Applications	764	646	161	2	1,573
Applicants Housed **	188	213	167	0	568
Active Applications Inactivated	272	245	130	0	647
Active Applications Cancelled***	261	171	81	30	543
<b>Total Active **** Applications</b>	<b>17,977</b>	<b>17,515</b>	<b>12,260</b>	<b>333</b>	<b>48,085</b>

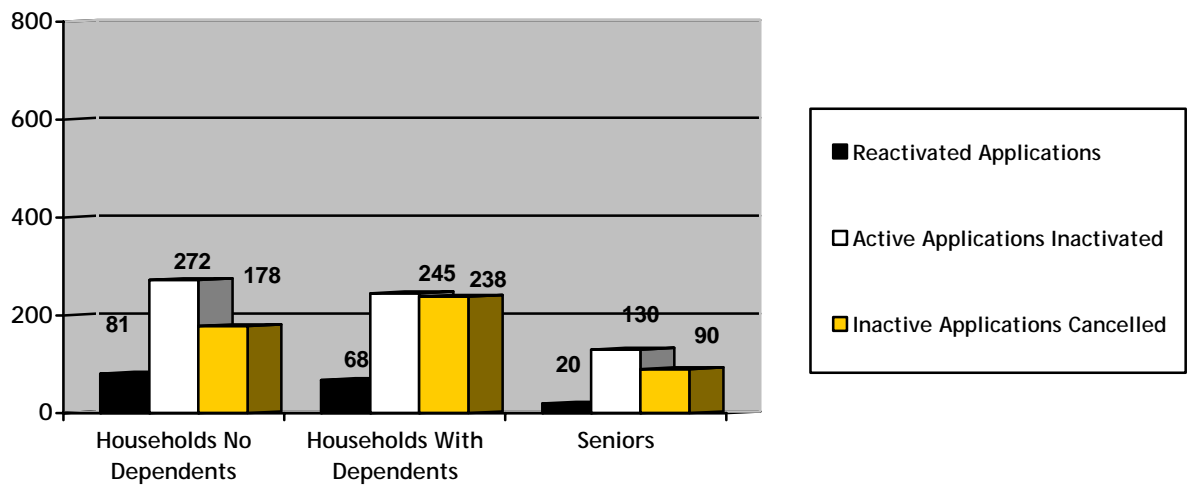
\* This number includes 2 applications received via the web that as of this date have not been assigned a household type.

\*\* This number includes Households housed directly by Providers.

\*\*\* This number includes 30 applications received via the web that as of this date have not been assigned a household type, which have been cancelled.

\*\*\*\* This number includes 333 applications received via the web that as of this date have not been assigned a household type

Inactive Waiting List

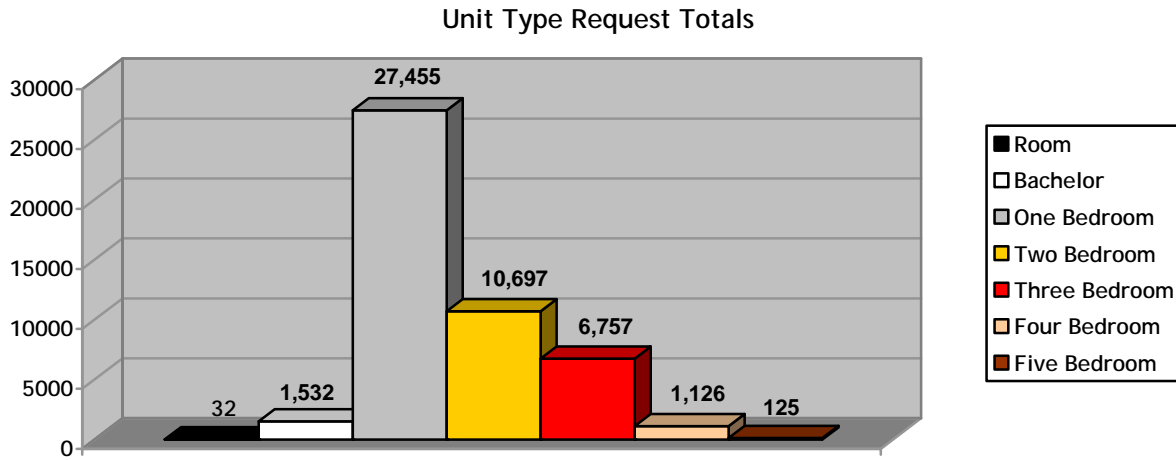


Inactive Waiting List	HND	HWD	Senior	Total
Reactivated Applications	81	68	20	169
Active Applications Inactivated	272	245	130	647
Inactive Applications Cancelled	178	238	90	506
<b>Total Inactive Applications</b>	<b>7,582</b>	<b>7,715</b>	<b>3,183</b>	<b>18,480</b>

Total Waiting List	HND	HWD	Senior	Total
Total waiting list as at April 30, 2006	25,559	25,230	15,443	**66,565

\*\* This amount includes 333 applications with No Household Type assigned

**SUMMARY OF THE ACTIVE WAITING LIST BY UNIT TYPE**

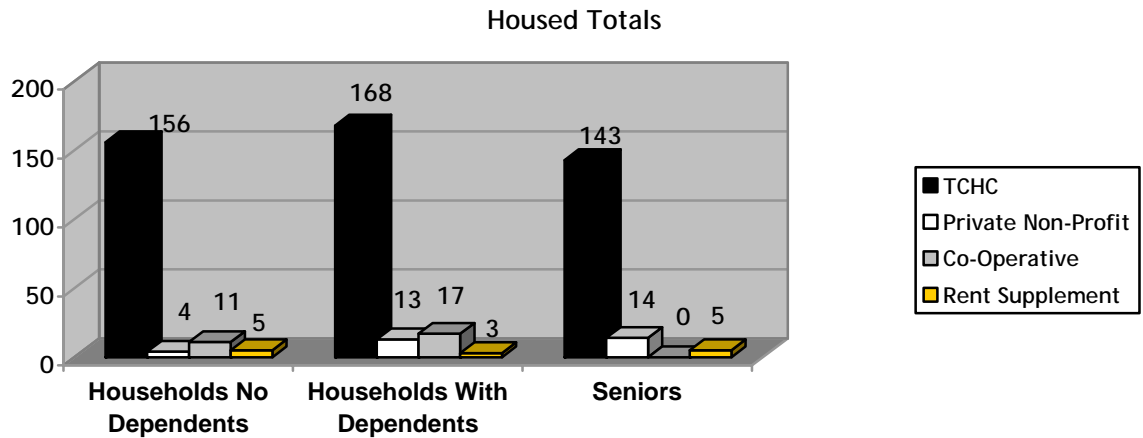


Unit Type	HND	HWD	Senior	Total
Room	29	2	1	32
Bachelor	1,023	20	489	1,532
One Bedroom	14,836	1,138	11,481	27,455
Two Bedroom	1,586	8,843	268	10,697
Three Bedroom	417	6,329	11	6,757
Four Bedroom	65	1,061	0	1,126
Five Bedroom	10	115	0	125
<b>Total*</b>	<b>17,966</b>	<b>17,508</b>	<b>12,250</b>	<b>47,724</b>

- Unit Type is from the largest types selected by the client.
- \*Does not include the 333 households without a Household Type

	Households no Dependents	Households With Dependents	Senior	Total
Households Requesting Wheelchair Access	328	259	319	906

**HOUSED ACTIVITIES**



TCHC	Room	Bach	1B	2B	3B	4B	5B+	Total
HND	6	72	54	21	2	1	0	156
HWD	0	3	4	76	71	10	4	168
Seniors	0	108	32	1	1	0	1	143
<b>Total</b>	<b>6</b>	<b>183</b>	<b>90</b>	<b>98</b>	<b>74</b>	<b>11</b>	<b>5</b>	<b>467</b>

RENT SUPPLEMENT	Room	Bach	1B	2B	3B	4B	5B+	Total
HND	0	0	4	1	0	0	0	5
HWD	0	0	1	2	0	0	0	3
Seniors	0	0	5	0	0	0	0	5
<b>Total</b>	<b>0</b>	<b>0</b>	<b>10</b>	<b>3</b>	<b>0</b>	<b>0</b>	<b>0</b>	<b>13</b>

PNP	Room	Bach	1B	2B	3B	4B	5B+	Total
HND	0	2	2	0	0	0	0	4
HWD	0	0	0	10	3	0	0	13
Seniors	0	1	13	0	0	0	0	14
<b>Total</b>	<b>0</b>	<b>3</b>	<b>15</b>	<b>10</b>	<b>3</b>	<b>0</b>	<b>0</b>	<b>31</b>

CO-OP	Room	Bach	1B	2B	3B	4B	5B+	Total
HND	0	2	5	4	0	0	0	11
HWD	0	0	1	9	5	2	0	17
Seniors	0	0	0	0	0	0	0	0
<b>Total</b>	<b>0</b>	<b>2</b>	<b>6</b>	<b>13</b>	<b>5</b>	<b>2</b>	<b>0</b>	<b>28</b>

**HOUSED PNP AND CO-OP PROVIDERS**

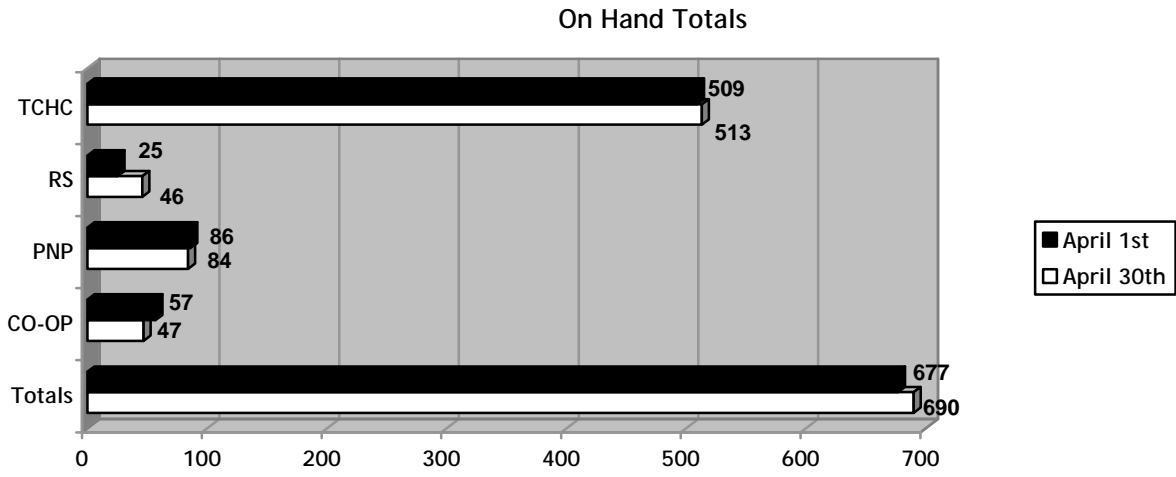
Providers	Room	Bach	1B	2B	3B	4B	5B+	Total
AKWA HONSTA NON-PROFIT ABORIGINAL HOMES INC		1		1				2
ALDEBRAIN ATTENDANT CARE SERVICES			1	4				5
ASCOT CO-OP HOMES				1				1
ATKINSON HOUSING CO-OP				1				1
BELLAMY HOUSING CO-OPERATIVE INC			1					1
BRIMELL COURT CO-OPERATIVE					2			2
BROADVIEW HOUSING CO-OPERATIVE INC			2					2
CHORD HOUSING CO-OPERATIVE INC			1					1
DUNCAN MILLS LABOURERS' LOCAL 183 CO-OP				1				1
EMMANUEL LUTHERAN MANOR VICTORIA VILLAGE			1					1
ERNESCLIFFE NON-PROFIT HOUSING CO-OPERATIVE INC		1						1
GRACE HARTMAN HOUSING CO-OPERATIVE INC		1						1
HARBOUR CHANNEL HOUSING CO-OP INC				2				2
HARRY SHERMAN CROWE HOUSING CO-OP INC						1		1
HOSPITAL WORKERS' HOUSING CO-OP					1			1
HUMBERVALE CHRISTIAN OUTREACH FOUNDATION INC			1					1
ITALIAN CANADIAN BENEVOLENT SENIORS APARTMENT			1					1
JARVIS GEORGE HOUSING CO-OPERATIVE INC.				2				2
JENNY GREEN CO-OPERATIVE HOMES INC.				1				1
MAPLE LEAF DRIVE SENIORS NON-PROFIT RESIDENTIAL CORP.			2					2
ORCHARD GROVE HOUSING CO-OPERATIVE INC.				2				2
OUR LADY OF VICTORY SENIOR CITIZENS RESIDENCE			1					1
OUR SAVIOUR THISTLETOWN LUTHERAN LODGE			1					1
PEGGY AND ANDREW BREWIN HOUSING CO-OP		1						1
RAKOCZI VILLA NON PROFIT HOUSING CORP.		1						1
RICHVIEW BAPTIST FOUNDATION			1					1
SALVADOR DEL MUNDO/UPWOOD PARK CO-OP				3				3
ST. MATTHEW'S BRACONDALE HOUSE			1					1
STEPHENSON SENIOR LINK (NEIGHBOURHOOD LINK)			2					2
STS PETER AND PAUL UKRANIAN COMMUNITY HOMES			1					1
TAYLOR CREEK CO-OPERATIVE HOMES				2				2
THORNCLIFFE CHAPEL HOUSING CORPORATION			1	1				2

## Housing Connections

---

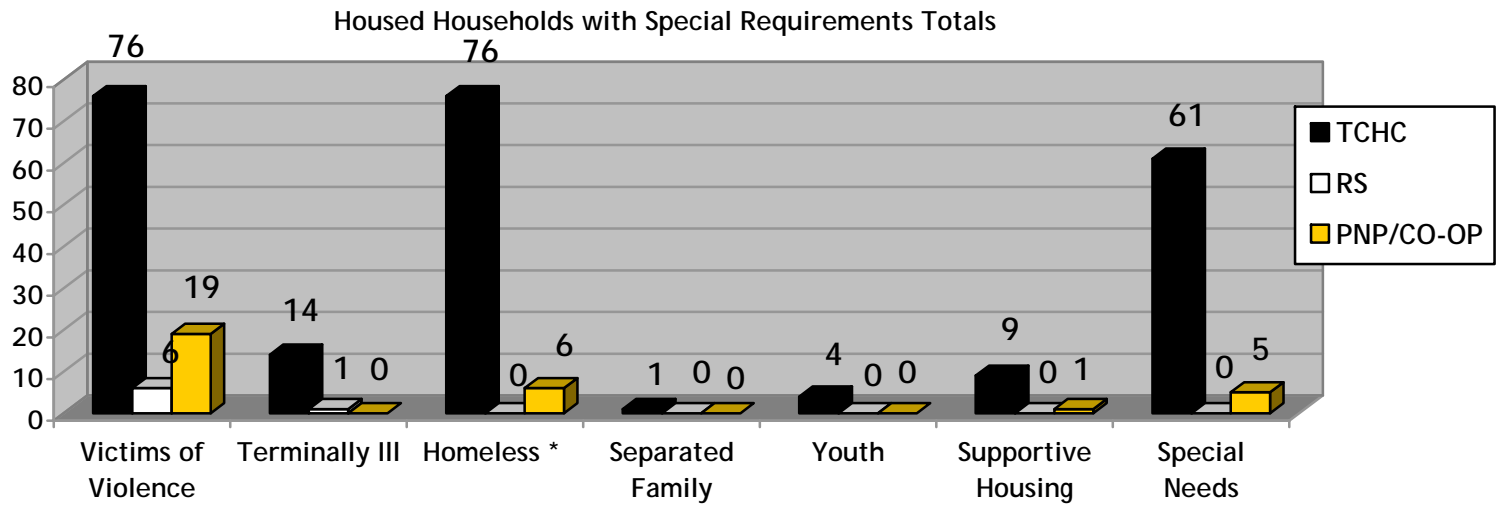
Providers	Room	Bach	1B	2B	3B	4B	5B+	Total
VILA GASPAR CORTE REAL INC			1					1
VILLA LUSO NON PROFIT HOUSING CORPORATION		1						1
VILLA OTTHON NON PROFIT CORPORATION			1	3	2			6
VINCENT PAUL FAMILY HOMES CORPORATION				1				1
WILLOW GLEN CO-OPERATIVE INC.			1					1
WOBURN VILLAGE CO-OP						1		1
WOODGREEN COMMUNITY HOUSING INC			1					1
YEE HONG CHINESE EVERGREEN NON-PROFIT HOMES CORP					1			1
<b>TOTAL</b>	<b>0</b>	<b>6</b>	<b>22</b>	<b>25</b>	<b>6</b>	<b>2</b>	<b>0</b>	<b>61</b>

**SUMMARY OF VACANCY ACTIVITY**



Provider	On Hand as of April 1st 2006	New	Cancelled	Offered	Accepted	On Hand as of April 30th 2006
TCHC	509	414	66	755	344	513
RS	25	40	5	47	13	46
PNP	86	47	20	74	33	84
CO-OP	57	34	16	37	28	47
Totals	677	535	107	913	418	690

**HOUSED HOUSEHOLDS WITH SPECIAL HOUSING REQUIREMENTS**



- \*This does not include Victims of Violence living in shelters

## Housing Connections

TCHC	SPHC	Terminally III	Homeless *	Separated Family	Youth	Supportive Housing	Special Needs	Total
HND	22	4	40	0	2	2	21	91
HWD	47	4	16	1	1	1	22	92
Seniors	7	6	20	0	1	6	18	58
<b>Total</b>	<b>76</b>	<b>14</b>	<b>76</b>	<b>1</b>	<b>4</b>	<b>9</b>	<b>61</b>	<b>241</b>

RENT SUPPLEMENT	SPHC	Terminally III	Homeless *	Separated Family	Youth	Supportive Housing	Special Needs	Total
HND	3	1	0	0	0	0	0	4
HWD	2	0	0	0	0	0	0	2
Seniors	1	0	0	0	0	0	0	1
<b>Total</b>	<b>6</b>	<b>1</b>	<b>0</b>	<b>0</b>	<b>0</b>	<b>0</b>	<b>0</b>	<b>7</b>

PNP/CO-OP	SPHC	Terminally III	Homeless *	Separated Family	Youth	Supportive Housing	Special Needs	Total
HND	7	0	0	0	0	1	1	9
HWD	12	0	5	0	0	0	2	19
Seniors	0	0	1	0	0	0	2	3
<b>Total</b>	<b>19</b>	<b>0</b>	<b>6</b>	<b>0</b>	<b>0</b>	<b>1</b>	<b>5</b>	<b>31</b>

<b>Grand Total</b>	<b>101</b>	<b>15</b>	<b>82</b>	<b>1</b>	<b>4</b>	<b>10</b>	<b>66</b>	<b>279</b>
--------------------	------------	-----------	-----------	----------	----------	-----------	-----------	------------