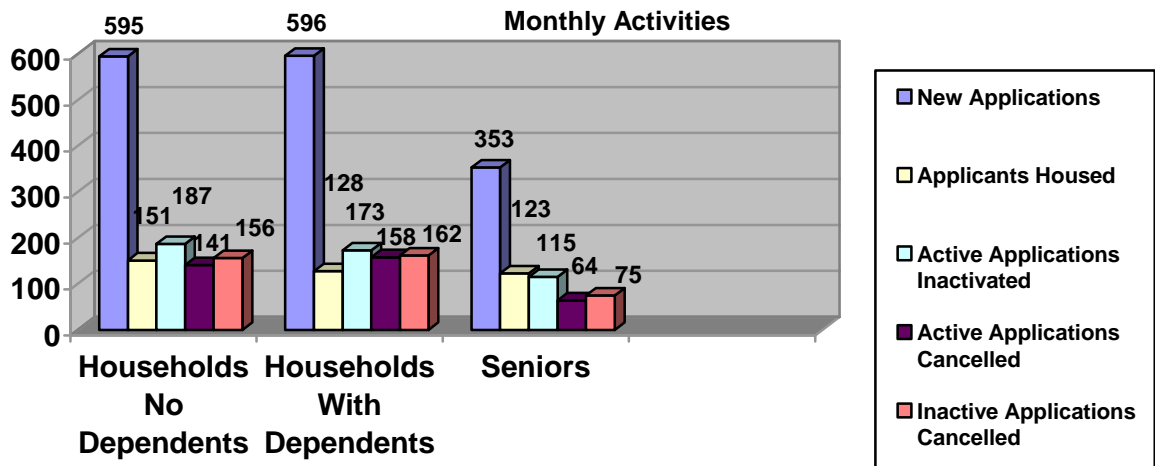




## **MONTHLY REPORT**

**March 2005**

**SUMMARY OF ACTIVITIES**

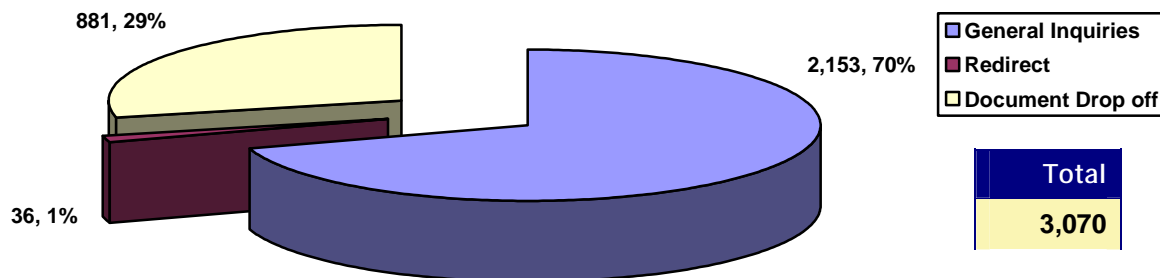


	Households no Dependents	Households With Dependents	Senior	Total
Waiting List As At March 1 <sup>st</sup>	18,396	19,407	12,461	50,264
New/Reactivated Applications	595	596	353	1,544
Applicants Housed *	151	128	123	402
Active Applications Inactivated	187	173	115	475
Active Applications Cancelled	141	158	64	363
Inactive Applications Cancelled	156	162	75	393
<b>Total Active Applications</b>	<b>17,184</b>	<b>17,456</b>	<b>11,759</b>	<b>46,399</b>
<b>Total Inactive Applications**</b>	<b>6,701</b>	<b>8,051</b>	<b>3,104</b>	<b>17,856</b>
Waiting List As At March 31 <sup>st</sup>	23,885	25,507	14,863	64,255

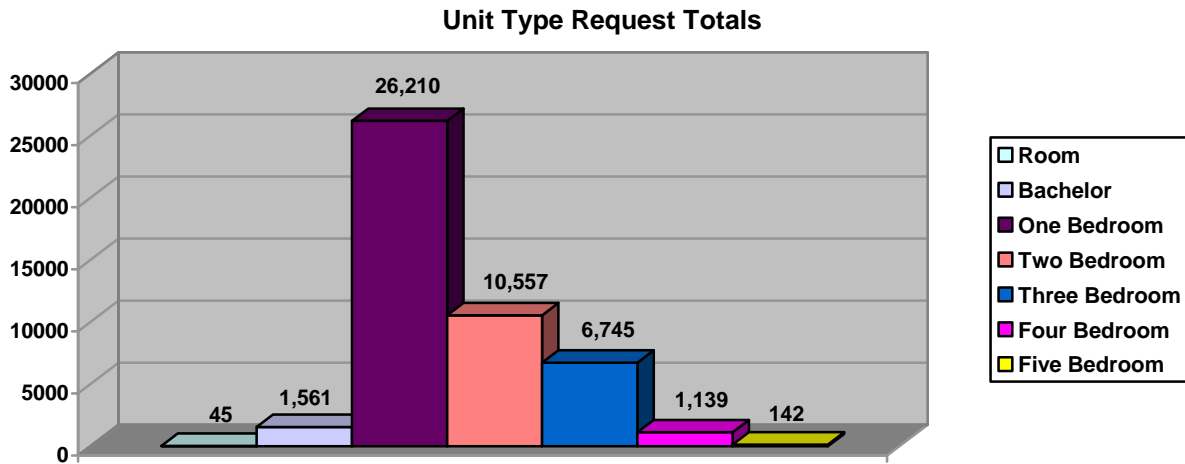
\*Includes Households housed directly by Providers.

\*\* Includes.....(mail mailing re required legal status – no response ....)

**LOBBY ACTIVITIES**



**SIZE OF ACTIVE WAITING LIST**



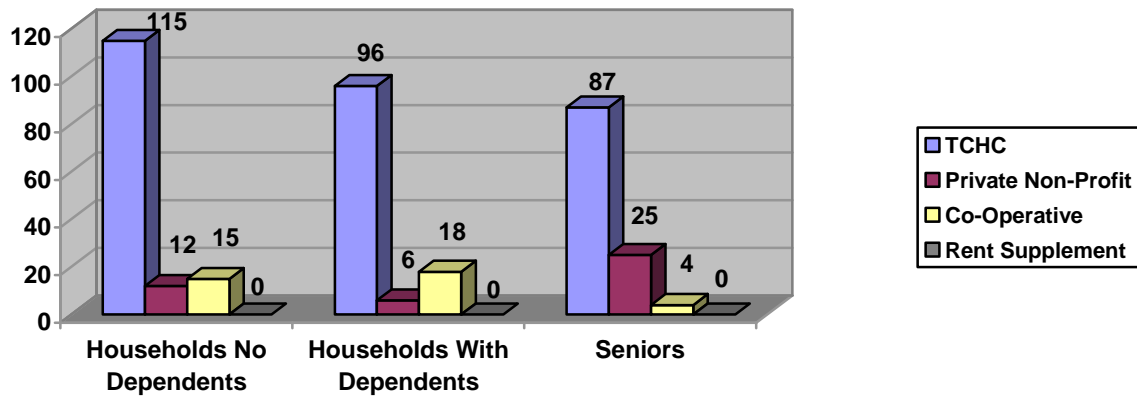
Unit Type	Households no Dependents	Households With Dependents	Senior	Total
Room	44	0	1	45
Bachelor	1,027	17	517	1,561
One Bedroom	14,200	1,118	10,892	26,210
Two Bedroom	1,467	8,775	315	10,557
Three Bedroom	375	6,336	34	6,745
Four Bedroom	61	1,078	0	1,139
Five Bedroom	10	132	0	142
<b>Totals</b>	<b>17,184</b>	<b>17,456</b>	<b>11,759</b>	<b>46,399</b>

Unit Type is from the largest types selected by the client.

	Households no Dependents	Households With Dependents	Senior	Total
<b>Households Requesting Wheelchair Access</b>	<b>217</b>	<b>170</b>	<b>184</b>	<b>571</b>

**HOUSED ACTIVITIES**

**Housed Totals**



TCHC	Room	Bach	1B	2B	3B	4B	5B+	Total
Households no Dependents	2	46	49	12	5	1	0	115
Households With Dependents	1	5	1	48	38	2	1	96
Seniors	0	68	17	2	0	0	0	87
<b>Totals</b>	<b>3</b>	<b>119</b>	<b>67</b>	<b>62</b>	<b>43</b>	<b>3</b>	<b>1</b>	<b>298</b>

RENT SUPPLEMENT	Room	Bach	1B	2B	3B	4B	5B+	Total
Households no Dependents	0	0	0	0	0	0	0	0
Households With Dependents	0	0	0	0	0	0	0	0
Seniors	0	0	0	0	0	0	0	0
<b>Totals</b>	<b>0</b>	<b>0</b>	<b>0</b>	<b>0</b>	<b>0</b>	<b>0</b>	<b>0</b>	<b>0</b>

PNP	Room	Bach	1B	2B	3B	4B	5B+	Total
Households no Dependents	0	2	6	4	0	0	0	12
Households With Dependents	0	0	0	5	1	0	0	6
Seniors	0	1	21	3	0	0	0	25
<b>Totals</b>	<b>0</b>	<b>3</b>	<b>27</b>	<b>12</b>	<b>1</b>	<b>0</b>	<b>0</b>	<b>43</b>

CO-OP	Room	Bach	1B	2B	3B	4B	5B+	Total
Households no Dependents	0	4	8	3	0	0	0	15
Households With Dependents	0	0	0	12	3	1	2	18
Seniors	0	1	2	1	0	0	0	4
<b>Totals</b>	<b>0</b>	<b>5</b>	<b>10</b>	<b>16</b>	<b>3</b>	<b>1</b>	<b>2</b>	<b>37</b>

**HOUSED PNP and CO-OP PROVIDERS**

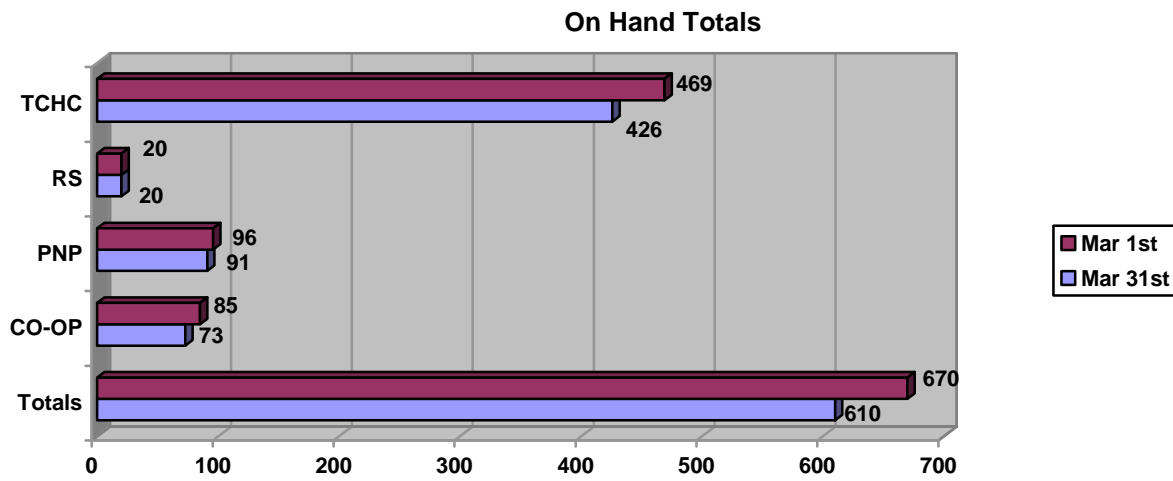
Providers	Room	Bach	1B	2B	3B	4B	5B+	Total
ACLI Etobicoke Community Homes			2					2
Aldebrain Attendant Care Services				1				1
Ascot Co-Op Homes				4	1			5
Atkinson Housing Co-op							2	2
Bellamy Housing Co-Operative Inc.				2				2
Birtch Place Co-Operative Homes Inc.			1					1
Black Creek Co-Operative Homes Inc.				2				2
Brookbanks Non-Profit Apts.				1				1
City Park Co-operative Apartments Inc.		4	2					6
College View Housing Co-Operative Inc.			1					1
Duncan Mills Labourers' Local 183 Co-op				1				1
Emmanuel Lutheran Manor Victoria Village			2					2
Ernescliffe		1						1
Glen Park Co-Operative Homes Inc.				1				1
Grace Hartman Housing Co-operative Inc			1		1			2
Harbour Channel Housing Co-op Inc.				1				1
Hellenic Homes for the Aged Inc			3					3
Jack Goodlad Senior Citizens Residences Corp				1				1
Kehilla Residential Program				1				1
Lakeshore Village Artists Co-Op			1					1
Loyola Arrupe Corporation		1	1					2
Marketview Housing Co-Op			3					3
Maurice Coulter Housing Co-Operative				2				2
Orchard Grove Housing Co-Operative Inc.				2				2
Our Saviour Thistletown Lutheran Lodge			1					1
Peregrine Co-Operative Homes Inc.				1				1
St. Matthew's Bracondale House			2					2
Stanchester Charitable Foundation			4					4
Stephenson Senior Link Homes				3				3
Terra Bella Non-Profit Housing Corporation				2				2
The St. Hilda's Towers			1					1
Union of Operating Engineers Local 793 Non-Profit Housing				2				2
Vila Luso Non Profit Housing Corp.			3					3
Villa Otthon Non-Profit Corp.			1					1
Westminster Court Senior Citizens Housing Corp.			4					4
Widworthy Charitable Foundation			1					1
Woburn Village Co-operative					1	1		2
Woodgreen Community Housing Inc.		2						2

## Housing Connections

---

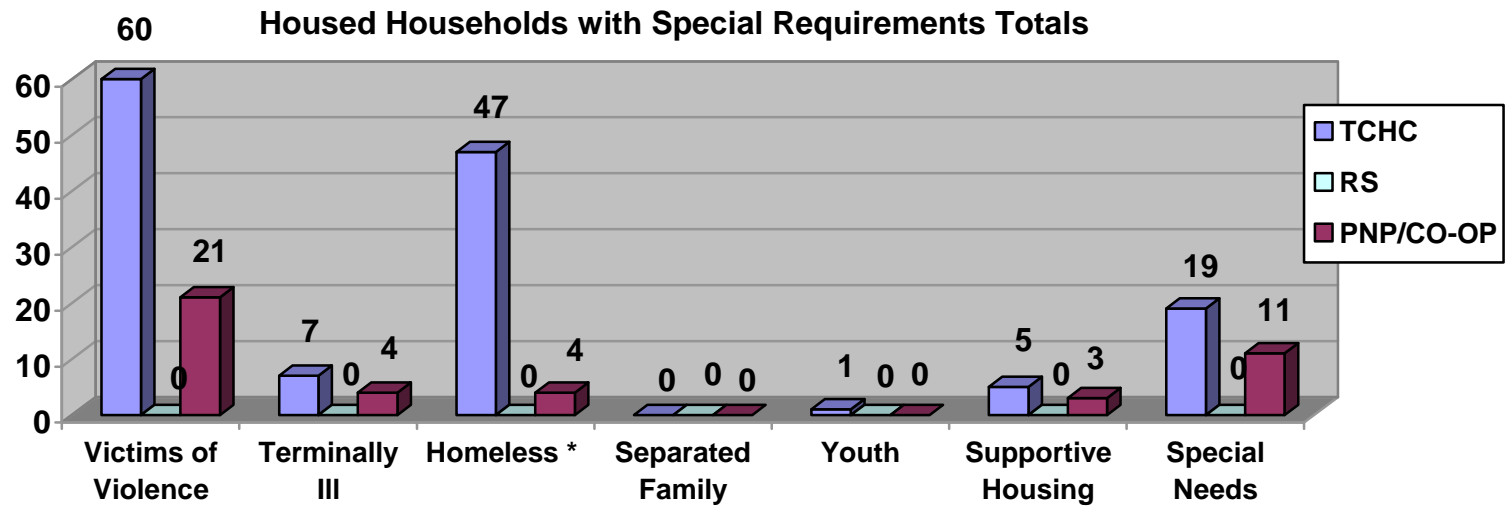
Providers	Room	Bach	1B	2B	3B	4B	5B+	Total
Zahav Charitable Foundation					1			1
TOTALS		8	34	27	4	1	2	76

**SUMMARY OF VACANCY ACTIVITY**



Provider	On Hand as of Mar 1st 2005	New	Cancelled	Offered	Accepted	On Hand as of Mar 31st 2005
TCHC	469	390	82	740	351	426
RS	20	0	0	0	0	20
PNP	96	71	25	84	43	91
CO-OP	85	45	21	58	38	73
Totals	670	506	128	882	432	610

**HOUSED HOUSEHOLDS WITH SPECIAL HOUSING REQUIREMENTS**



\* This does not include Victims of Violence living in shelters

## Housing Connections

TCHC	Victims of Violence (SPP)	Terminally III	Homeless *	Separated Family	Youth	Supportive Housing	Special Needs	Total
Households no Dependents	24	5	27	0	1	3	9	69
Households With Dependents	33	1	16	0	0	0	6	56
Seniors	3	1	4	0	0	2	4	14
<b>Totals</b>	<b>60</b>	<b>7</b>	<b>47</b>	<b>0</b>	<b>1</b>	<b>5</b>	<b>19</b>	<b>139</b>

RENT SUPPLEMENT	Victims of Violence (SPP)	Terminally III	Homeless *	Separated Family	Youth	Supportive Housing	Special Needs	Total
Households no Dependents	0	0	0	0	0	0	0	0
Households With Dependents	0	0	0	0	0	0	0	0
Seniors	0	0	0	0	0	0	0	0
<b>Totals</b>	<b>0</b>	<b>0</b>	<b>0</b>	<b>0</b>	<b>0</b>	<b>0</b>	<b>0</b>	<b>0</b>

PNP/CO-OP	Victims of Violence (SPP)	Terminally III	Homeless *	Separated Family	Youth	Supportive Housing	Special Needs	Total
Households no Dependents	9	2	3	0	0	2	3	19
Households With Dependents	10	1	1	0	0	0	4	16
Seniors	2	1	0	0	0	1	4	8
<b>Totals</b>	<b>21</b>	<b>4</b>	<b>4</b>	<b>0</b>	<b>0</b>	<b>3</b>	<b>11</b>	<b>43</b>

<b>Grand Totals</b>	<b>81</b>	<b>11</b>	<b>51</b>	<b>0</b>	<b>1</b>	<b>8</b>	<b>30</b>	<b>182</b>
---------------------	-----------	-----------	-----------	----------	----------	----------	-----------	------------