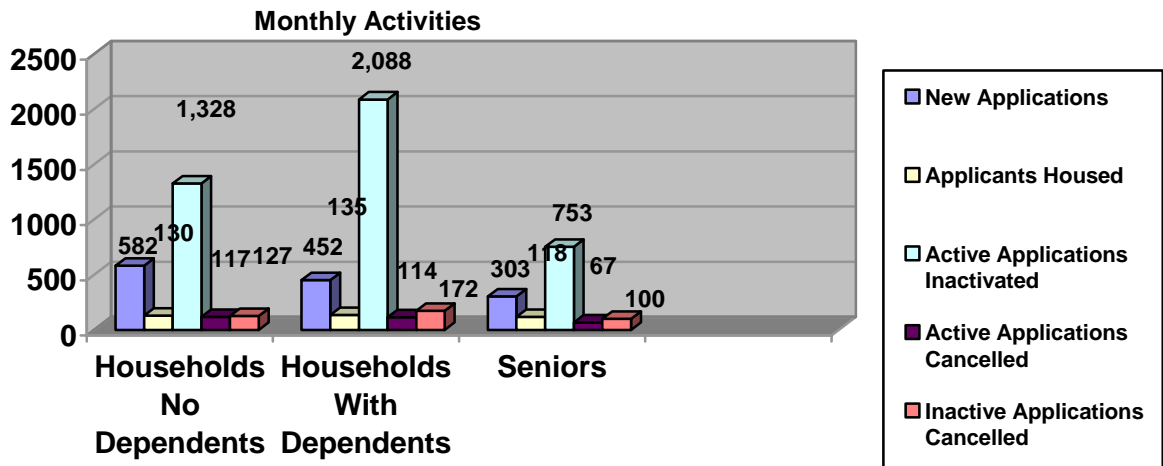




## **MONTHLY REPORT**

**February 2005**

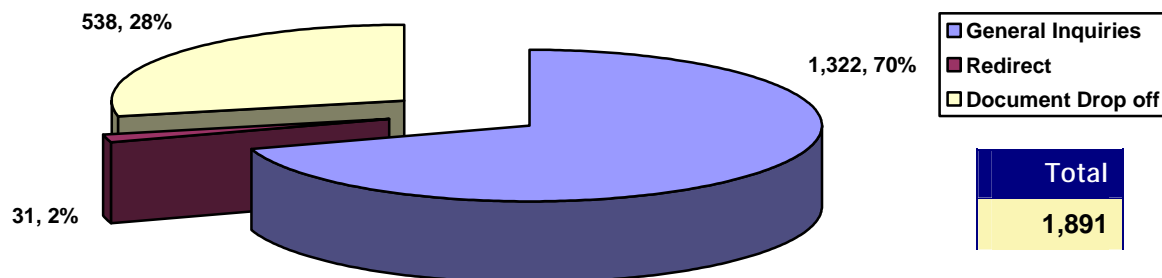
**SUMMARY OF ACTIVITIES**



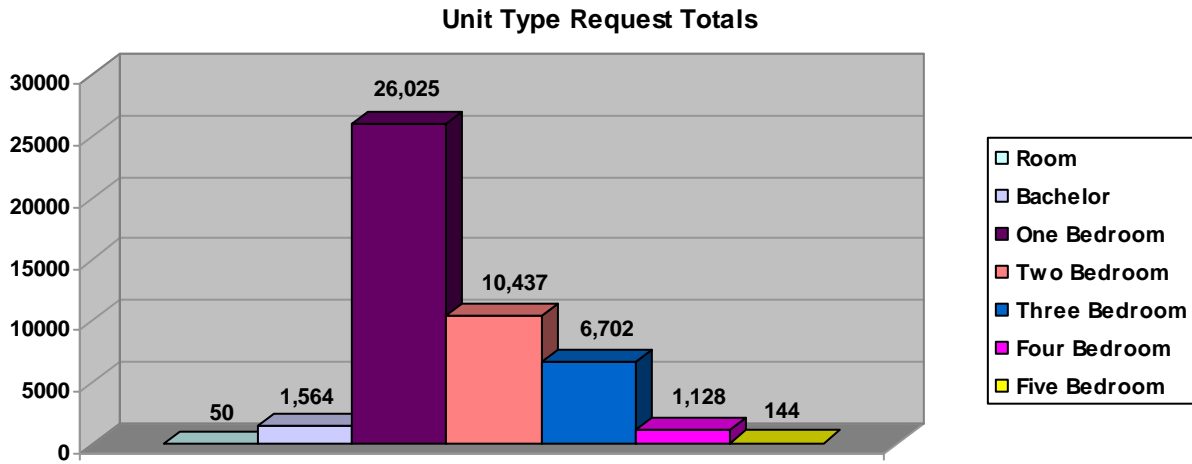
	Households no Dependents	Households With Dependents	Senior	Total
Waiting List As At Feb. 1 <sup>st</sup>	23,661	25,485	14,801	63,947
New/Reactivated Applications	582	452	303	1,337
Applicants Housed *	130	135	118	383
Active Applications Inactivated	1,328	2,088	753	4,169
Active Applications Cancelled	117	114	67	298
Inactive Applications Cancelled	127	172	100	399
<b>Total Active Applications</b>	<b>17,068</b>	<b>17,319</b>	<b>11,708</b>	<b>46,095</b>
<b>Total Inactive Applications</b>	<b>1,328</b>	<b>2,088</b>	<b>753</b>	<b>4,169</b>
Waiting List As At Feb. 28th	18,396	19,407	12,461	50,264

\* Includes Households housed directly by Providers.

**LOBBY ACTIVITIES**



**SIZE OF ACTIVE WAITING LIST**



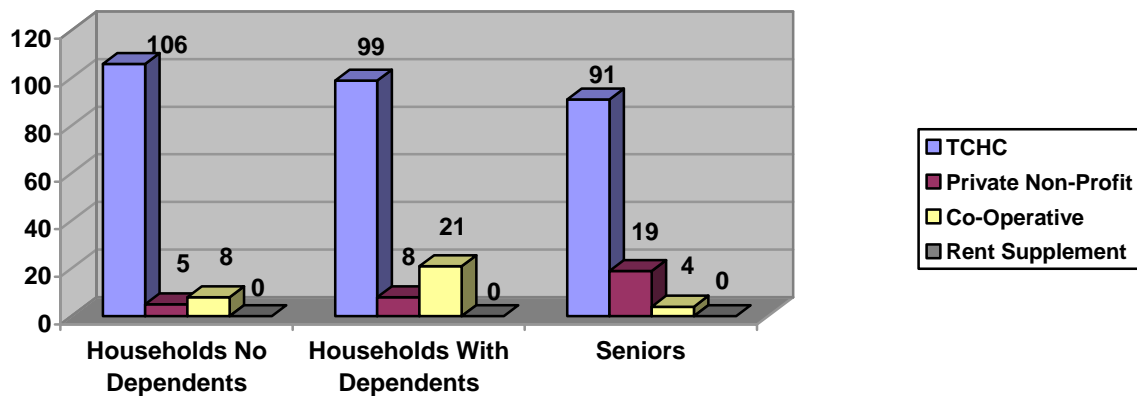
Unit Type	Households no Dependents	Households With Dependents	Senior	Total
Room	47	2	1	50
Bachelor	1,020	15	529	1,564
One Bedroom	14,097	1,104	10,824	26,025
Two Bedroom	1,448	8,679	310	10,437
Three Bedroom	366	6,307	29	6,702
Four Bedroom	61	1,067	0	1,128
Five Bedroom	12	132	0	144
<b>Totals</b>	<b>17,051</b>	<b>17,306</b>	<b>11,693</b>	<b>46,050</b>

Unit Type is from the largest types selected by the client.

	Households no Dependents	Households With Dependents	Senior	Total
<b>Households Requesting Wheelchair Access</b>	<b>211</b>	<b>163</b>	<b>179</b>	<b>553</b>

**HOUSED ACTIVITIES**

**Housed Totals**



TCHC	Room	Bach	1B	2B	3B	4B	5B+	Total
Households no Dependents	12	41	36	13	2	2	0	106
Households With Dependents	0	0	3	43	40	11	2	99
Seniors	0	61	29	1	0	0	0	91
<b>Totals</b>	<b>12</b>	<b>102</b>	<b>68</b>	<b>57</b>	<b>42</b>	<b>13</b>	<b>2</b>	<b>296</b>

RENT SUPPLEMENT	Room	Bach	1B	2B	3B	4B	5B+	Total
Households no Dependents	0	0	0	0	0	0	0	0
Households With Dependents	0	0	0	0	0	0	0	0
Seniors	0	0	0	0	0	0	0	0
<b>Totals</b>	<b>0</b>	<b>0</b>	<b>0</b>	<b>0</b>	<b>0</b>	<b>0</b>	<b>0</b>	<b>0</b>

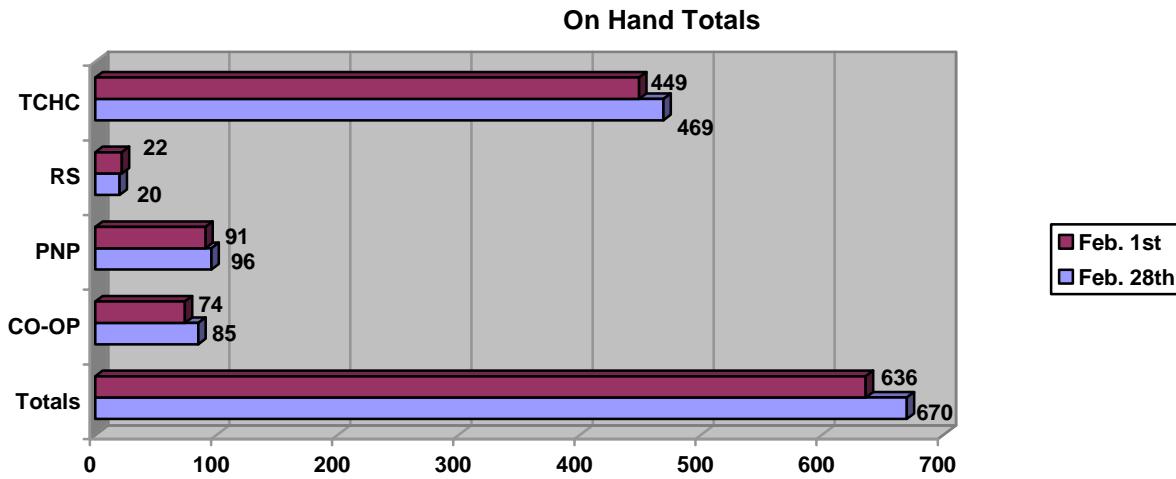
PNP	Room	Bach	1B	2B	3B	4B	5B+	Total
Households no Dependents	0	1	3	1	0	0	0	5
Households With Dependents	0	0	0	6	2	0	0	8
Seniors	0	0	14	2	3	0	0	19
<b>Totals</b>	<b>0</b>	<b>1</b>	<b>17</b>	<b>9</b>	<b>5</b>	<b>0</b>	<b>0</b>	<b>32</b>

CO-OP	Room	Bach	1B	2B	3B	4B	5B+	Total
Households no Dependents	0	3	4	1	0	0	0	8
Households With Dependents	0	0	0	14	5	2	0	21
Seniors	0	0	3	0	1	0	0	4
<b>Totals</b>	<b>0</b>	<b>3</b>	<b>7</b>	<b>15</b>	<b>6</b>	<b>2</b>	<b>0</b>	<b>33</b>

**HOUSED PNP and CO-OP PROVIDERS**

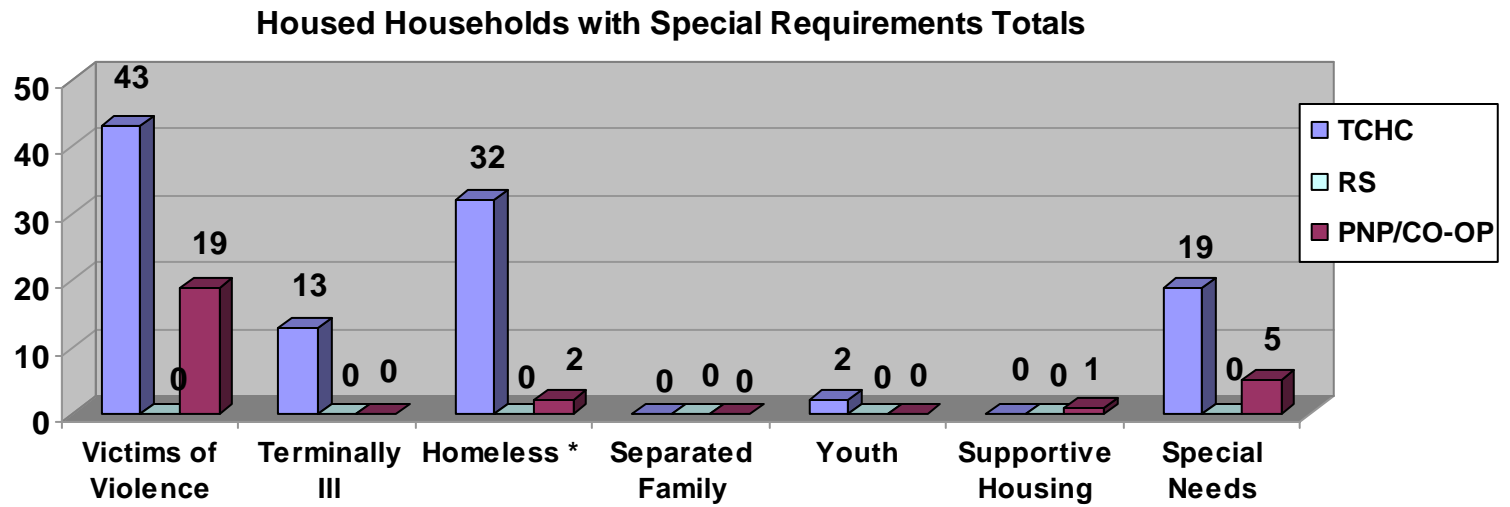
Providers	Room	Bach	1B	2B	3B	4B	5B+	Total
ACLI Etobicoke Community Homes			1	1				2
Aldebrain Attendant Care Services				1				1
Almise Co-operative Homes Inc.			3					3
Atkinson Housing Co-op						1		1
Bellamy Housing Co-operative Inc				1				1
Broadview Housing Co-operative Inc.			3					3
City Park Co-operative Apartments Inc.		4						4
Duncan Mills Labourers' Local 183 Co-op				3				3
First Erdelyi House		1						1
Grace Hartman Housing Co-operative Inc					1			1
Harbour Channel Housing Co-op Inc.				1				1
Harry Sherman Crowe Housing Co-operative Inc.				1				1
Humbervale Christian Outreach Foundation			2					2
Jack Goodlad Senior Citizens Residences Corp			1					1
Kehilla Residential Program				1				1
Mimico Co-operative Homes Inc.				4	2	1		7
Palisades Housing Co-op					1			1
Rexdale Presbyterian Senior Citizens Corporation		1						1
Richview Baptist Foundation			2					2
Robin Gardiner Voce Non-Profit Homes				2				2
Salvador Del Mundo/Upwood Park				3				3
St. Matthew's Bracondale House		1						1
Stanchester Charitable Foundation			1					1
Stephenson Senior Link Homes		1	1	1				3
Tamil Co-operative Homes Inc				2				2
Terra Bella Non-Profit Housing Corporation				1				1
The St. Margarets Towers Inc.			1					1
Vila Luso Non Profit Housing Corp.			1					1
Villa Otthon Non-Profit Corp.					1			1
Wigwamen Incorporated			3	2	1			6
Willow Glen Co-operative Inc.			1					1
Wilmar Heights United Church Non Profit Homes Inc.			1					1
Woburn Village Co-operative					1			1
Woodgreen Community Housing Inc.			2					2
YWCA of Greater Toronto			1					1
Totals	0	8	24	24	7	2	0	65

**SUMMARY OF VACANCY ACTIVITY**



Provider	On Hand as of Feb 1 <sup>st</sup> 2005	New	Cancelled	Offered	Accepted	On Hand as of Feb 28 <sup>th</sup> 2005
TCHC	449	369	64	287	682	469
RS	22	0	0	0	0	20
PNP	91	81	39	87	32	96
CO-OP	74	59	15	60	33	85
<b>Totals</b>	<b>636</b>	<b>509</b>	<b>118</b>	<b>434</b>	<b>747</b>	<b>670</b>

**HOUSED HOUSEHOLDS WITH SPECIAL HOUSING REQUIREMENTS**



\* This does not include Victims of Violence living in shelters

## Housing Connections

TCHC	Victims of Violence (SPP)	Terminally III	Homeless *	Separated Family	Youth	Supportive Housing	Special Needs	Total
Households no Dependents	13	7	13	0	0	0	6	39
Households With Dependents	25	2	12	0	2	0	9	50
Seniors	5	4	7	0	0	0	4	20
<b>Totals</b>	<b>43</b>	<b>13</b>	<b>32</b>	<b>0</b>	<b>2</b>	<b>0</b>	<b>19</b>	<b>109</b>

RENT SUPPLEMENT	Victims of Violence (SPP)	Terminally III	Homeless *	Separated Family	Youth	Supportive Housing	Special Needs	Total
Households no Dependents	0	0	0	0	0	0	0	0
Households With Dependents	0	0	0	0	0	0	0	0
Seniors	0	0	0	0	0	0	0	0
<b>Totals</b>	<b>0</b>	<b>0</b>	<b>0</b>	<b>0</b>	<b>0</b>	<b>0</b>	<b>0</b>	<b>0</b>

PNP/CO-OP	Victims of Violence (SPP)	Terminally III	Homeless *	Separated Family	Youth	Supportive Housing	Special Needs	Total
Households no Dependents	6	0	0	0	0	1	1	8
Households With Dependents	13	0	2	0	0	0	2	17
Seniors	0	0	0	0	0	0	2	2
<b>Totals</b>	<b>19</b>	<b>0</b>	<b>2</b>	<b>0</b>	<b>0</b>	<b>1</b>	<b>5</b>	<b>27</b>

<b>Grand Totals</b>	<b>62</b>	<b>13</b>	<b>34</b>	<b>0</b>	<b>2</b>	<b>1</b>	<b>24</b>	<b>136</b>
---------------------	-----------	-----------	-----------	----------	----------	----------	-----------	------------