



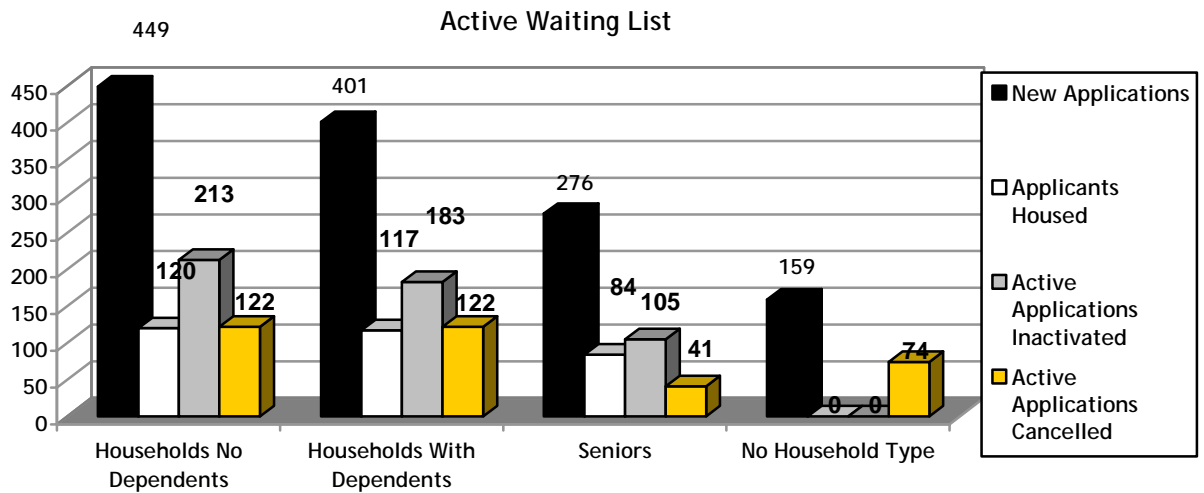
Monthly Statistical Report

December 2005

LEGEND

HND	= Households with no dependents	Bach	= Bachelor unit
HWD	= Households with dependents	1B	= 1 bedroom unit
TCHC	= Toronto Community Housing Corporation	2B	= 2 bedroom unit
PNP	= Private, non-profit housing provider	3B	= 3 bedroom unit
Co-op	= Co-operative housing provider	4B	= 4 bedroom unit
W/C	= Wheelchair	5B	= 5 bedroom unit
WSIB	= Workplace Safety Insurance Board	SHRA	= Social Housing Reform Act
TAWL	= Toronto Applicant Waiting List	RGI	= Rent-geared-to-income
SPHC	= Special Priority Household Category		
DA	= Households disadvantaged by the chronological system		

SUMMARY OF ACTIVITIES

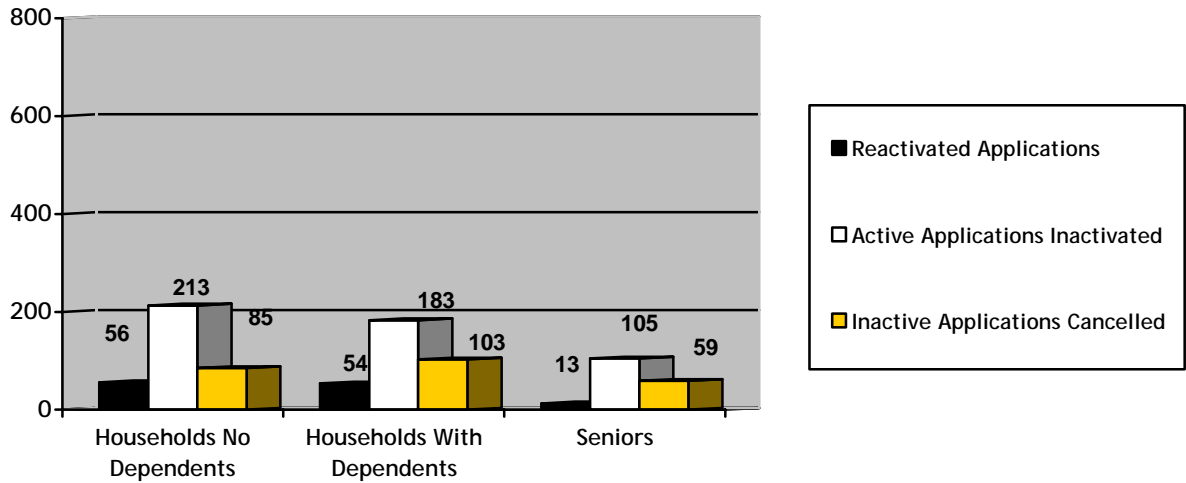


Active Waiting List	HND	HWD	Senior	No Household Type	Total
New/Reactivated Applications	449	401	276	159	1,285
Applicants Housed **	120	117	84	0	321
Active Applications Inactivated	213	183	105	0	501
Active Applications Cancelled	122	122	41	74	359
Total Active * Applications	17,723	17,601	12,362	377	48,063

* This number includes applications received via the web that as of this date have not been assigned a household type.

**Includes Households housed directly by Providers.

Inactive Waiting List

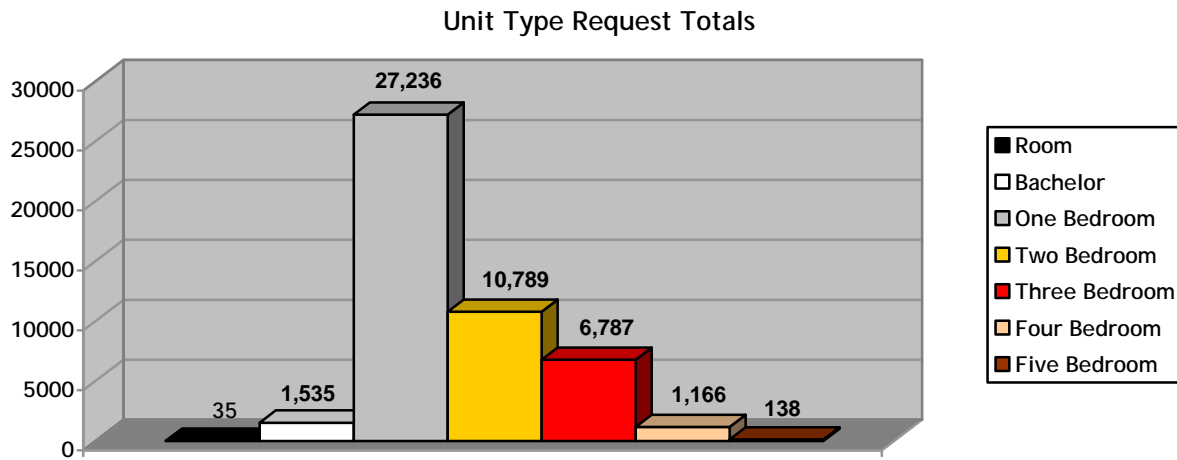


Inactive Waiting List	HND	HWD	Senior	Total
Reactivated Applications	56	54	13	123
Active Applications Inactivated	213	183	105	501
Inactive Applications Cancelled	85	103	59	247
Total Inactive Applications	7,398	7,949	3,146	18,493

Total Waiting List	HND	HWD	Senior	Total
Total waiting list as at November 31, 2005	25,121	25,550	15,885	66,556

** This amount includes 377 applications with No Household Type assigned

SUMMARY OF THE ACTIVE WAITING LIST BY UNIT TYPE

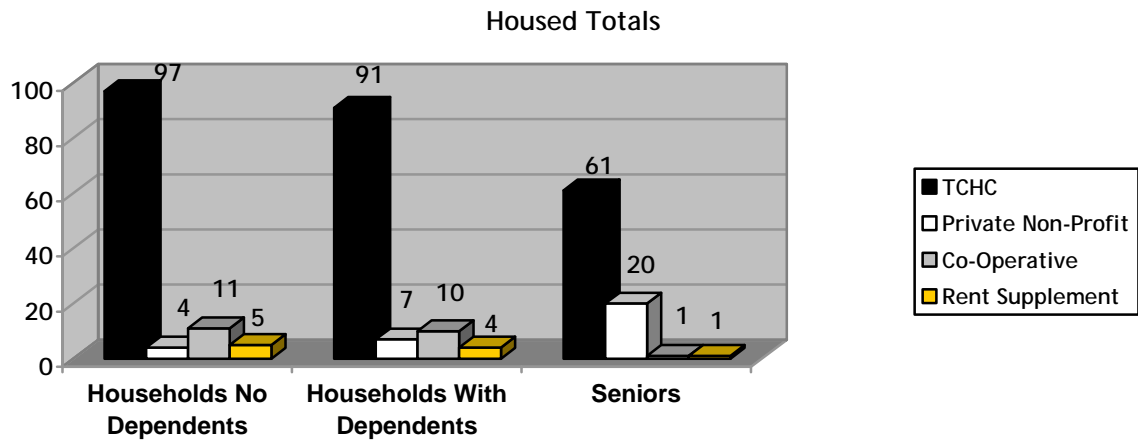


Unit Type	HND	HWD	Senior	Total
Room	33	1	1	35
Bachelor	1,011	17	507	1,535
One Bedroom	14,632	1,153	11,451	27,236
Two Bedroom	1,574	8,874	341	10,789
Three Bedroom	399	6,341	47	6,787
Four Bedroom	62	1,094	10	1,166
Five Bedroom	10	125	3	138
Total*	17,721	17,605	12,360	47,686

- Unit Type is from the largest types selected by the client.
- *Does not include the 377 households without a Household Type

	Households no Dependents	Households With Dependents	Senior	Total
Households Requesting Wheelchair Access	313	242	301	856

HOUSED ACTIVITIES



TCHC	Room	Bach	1B	2B	3B	4B	5B+	Total
HND	8	43	32	12	2	0	0	97
HWD	0	1	1	50	32	6	1	91
Seniors	1	41	17	1	1	0	0	61
Total	9	85	50	63	35	6	1	249

RENT SUPPLEMENT	Room	Bach	1B	2B	3B	4B	5B+	Total
HND	0	0	3	2	0	0	0	5
HWD	0	0	0	4	0	0	0	4
Seniors	0	0	1	0	0	0	0	1
Total	0	0	4	6	0	0	0	10

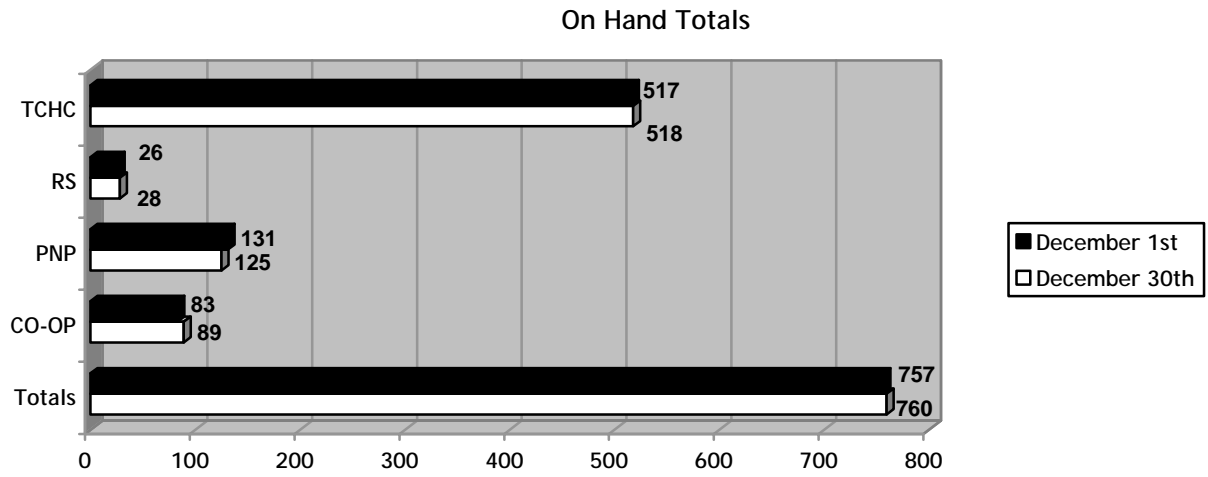
PNP	Room	Bach	1B	2B	3B	4B	5B+	Total
HND	0	3	0	1	0	0	0	4
HWD	0	0	0	7	0	0	0	7
Seniors	0	2	18	0	0	0	0	20
Total	0	5	18	8	0	0	0	31

CO-OP	Room	Bach	1B	2B	3B	4B	5B+	Total
HND	0	0	6	5	0	0	0	11
HWD	0	0	0	6	2	2	0	10
Seniors	0	0	1	0	0	0	0	1
Total	0	0	7	11	2	2	0	22

HOUSED PNP AND CO-OP PROVIDERS

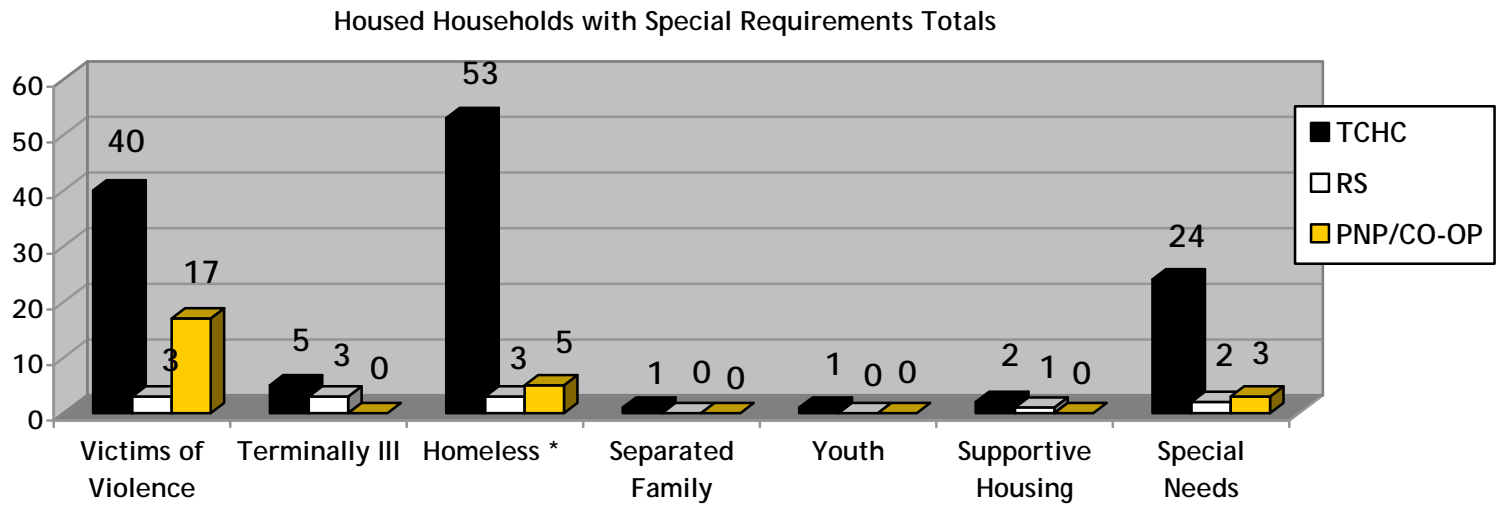
Providers	Room	Bach	1B	2B	3B	4B	5B+	Total
Akwa Honsta Non-Profit Aboriginal Homes Inc.		1						1
Aldebrain Attendant Care Services				1				1
Atkinson Housing Co-op					1	2		3
Brimmel Court Co-operative				1				1
Central King Seniors Residence			3					3
Ernescliffe Non-Profit Housing Co-operative Inc.			1					1
Glen Gardens Housing Co-operative Inc				1				1
Humbervale Christian Outreach Foundation Inc.			2					2
Kingsway-Lambton Homes for Seniors Inc.			2					2
Lakeshore Gardens Co-operative Homes Inc.				4				4
Lakeshore Village Artists Co-op				1				1
Loyola Arrupe Corporation		1						1
Margaret Laurence Housing Co-operative			3					3
Operating Engineers Local 793 Non-Profit Housing				1				1
Our Saviour Thistletown Lutheran Lodge			1					1
Rakoczi Villa Non Profit Housing Corp		1						1
Rexdale Presbyterian Senior Citizens Corporation			1					1
Richview Baptist Foundation			1					1
Riverdale United Non-Profit Homes			1					1
Robin Gardiner Voce Non-Profit Homes				2				2
Scarborough Heights Co-operative Homes Inc			3	3	1			7
Sts Peter and Paul Ukranian Community Homes			1					1
Terra Bella Non-Profit Housing Corporation				2				2
The St. Hilda's Towers Inc.			1					1
Villa Luso Non Profit Housing Corporation		1	2					3
Villa Otthon Non Profit Corporation				2				2
Wilmar Heights United Church Non-Profit Homes Inc			1					1
Woburn Village Co-op				1				1
Woodgreen Community Housing Inc.		3						3
TOTAL	0	7	23	19	2	2	0	53

SUMMARY OF VACANCY ACTIVITY



Provider	On Hand as of December 1st 2005	New	Cancelled	Offered	Accepted	On Hand as of December 31st 2005
TCHC	517	331	70	583	264	518
RS	26	12	0	22	10	28
PNP	131	35	10	90	31	125
CO-OP	83	33	5	52	22	89
Totals	757	411	85	747	327	760

HOUSED HOUSEHOLDS WITH SPECIAL HOUSING REQUIREMENTS



- *This does not include Victims of Violence living in shelters

Housing Connections

TCHC	SPHC	Terminally III	Homeless *	Separated Family	Youth	Supportive Housing	Special Needs	Total
HND	12	1	26	0	1	0	10	50
HWD	26	0	17	1	0	0	12	56
Seniors	2	4	10	0	0	2	2	20
Total	40	5	53	1	1	2	24	126

RENT SUPPLEMENT	SPHC	Terminally III	Homeless *	Separated Family	Youth	Supportive Housing	Special Needs	Total
HND	1	1	2	0	0	0	2	6
HWD	2	1	1	0	0	0	0	4
Seniors	0	1	0	0	0	1	0	2
Total	3	3	3	0	0	1	2	12

PNP/CO-OP	SPHC	Terminally III	Homeless *	Separated Family	Youth	Supportive Housing	Special Needs	Total
HND	3	0	3	0	0	0	2	8
HWD	11	0	0	0	0	0	1	12
Seniors	3	0	2	0	0	0	0	5
Total	17	0	5	0	0	0	3	25

Grand Total	60	8	61	1	1	3	29	163
--------------------	-----------	----------	-----------	----------	----------	----------	-----------	------------