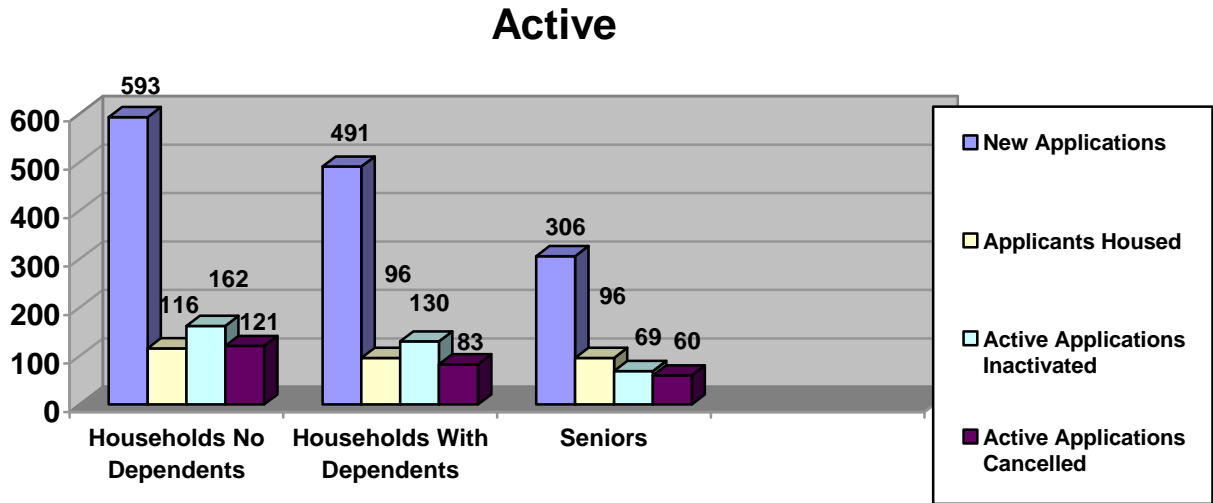




MONTHLY REPORT

APRIL 2005

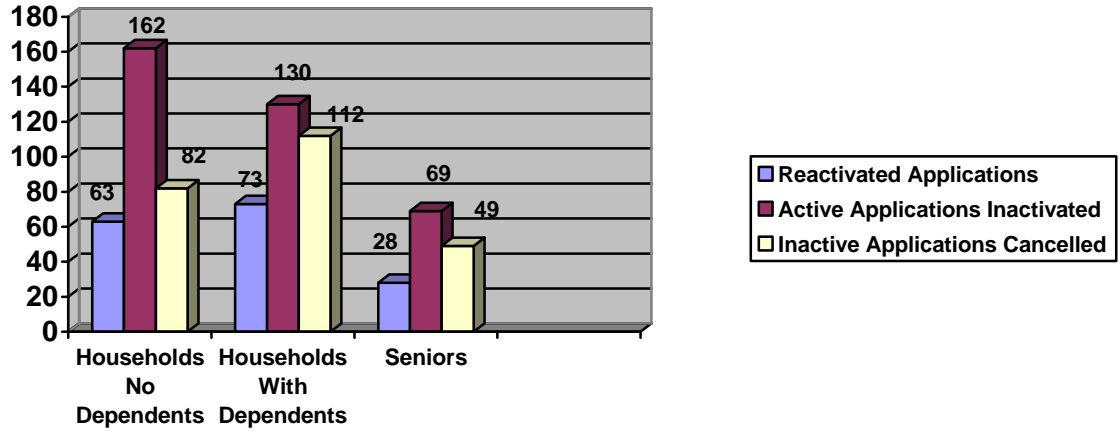
SUMMARY OF ACTIVITIES



Active	Households no Dependents	Households With Dependents	Senior	Total
New/Reactivated Applications	593	491	306	1,390
Applicants Housed *	116	96	96	308
Active Applications Inactivated	162	130	69	361
Active Applications Cancelled	121	83	60	264
Total Active Applications	17,378	17,638	11,840	46,856

*Includes Households housed directly by Providers.

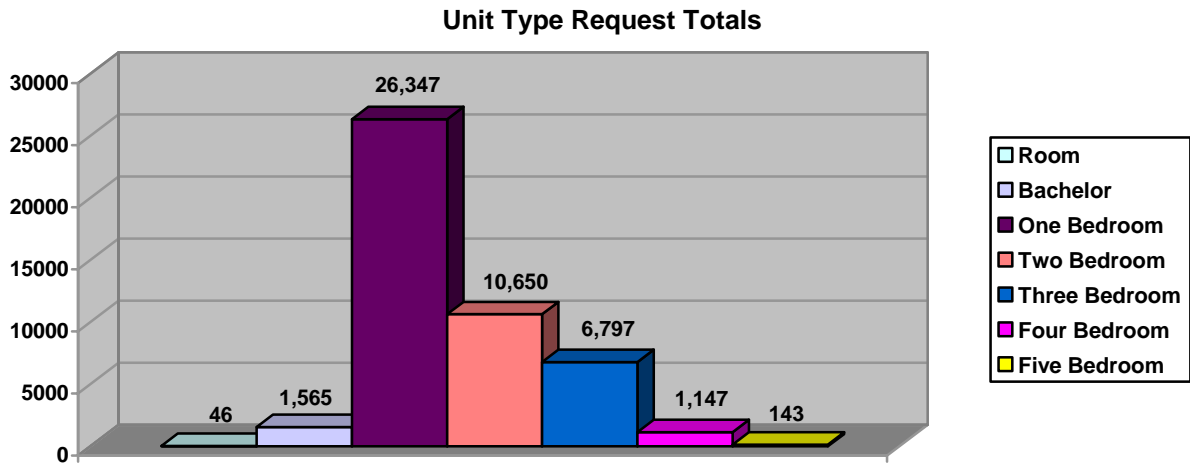
Inactive



Inactive	Households no Dependents	Households With Dependents	Senior	Total
Reactivated Applications	63	73	28	164
Active Applications Inactivated	162	130	69	361
Inactive Applications Cancelled	82	112	49	243
Inactive Waiting List	6,701	7,996	3,096	17,810

Wait List	Households no Dependents	Households With Dependents	Senior	Total
Total Waiting List as at April 30 th 2005	24,096	25,634	14,936	64,666

SIZE OF ACTIVE WAITING LIST



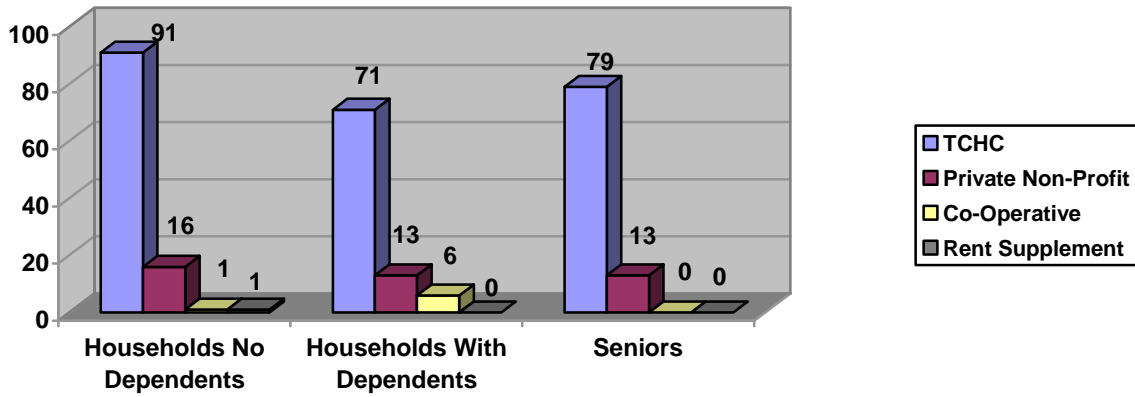
Unit Type	Households no Dependents	Households With Dependents	Senior	Total
Room	43	2	1	46
Bachelor	1,036	16	513	1,565
One Bedroom	14,280	1,139	10,928	26,347
Two Bedroom	1,502	8,830	318	10,650
Three Bedroom	383	6,380	34	6,797
Four Bedroom	64	1,081	2	1,147
Five Bedroom	11	132	0	143
Totals	17,319	17,580	11,796	46,695

Unit Type is from the largest types selected by the client.

	Households no Dependents	Households With Dependents	Senior	Total
Households Requesting Wheelchair Access	226	175	187	588

HOUSED ACTIVITIES

Housed Totals



TCHC	Room	Bach	1B	2B	3B	4B	5B+	Total
Households no Dependents	7	43	34	6	1	0	0	91
Households With Dependents	0	1	6	36	25	2	1	71
Seniors	0	52	25	2	0	0	0	79
Totals	7	96	65	44	26	2	1	241

RENT SUPPLEMENT	Room	Bach	1B	2B	3B	4B	5B+	Total
Households no Dependents	0	0	1	0	0	0	0	1
Households With Dependents	0	0	0	0	0	0	0	0
Seniors	0	0	0	0	0	0	0	0
Totals	0	0	1	0	0	0	0	1

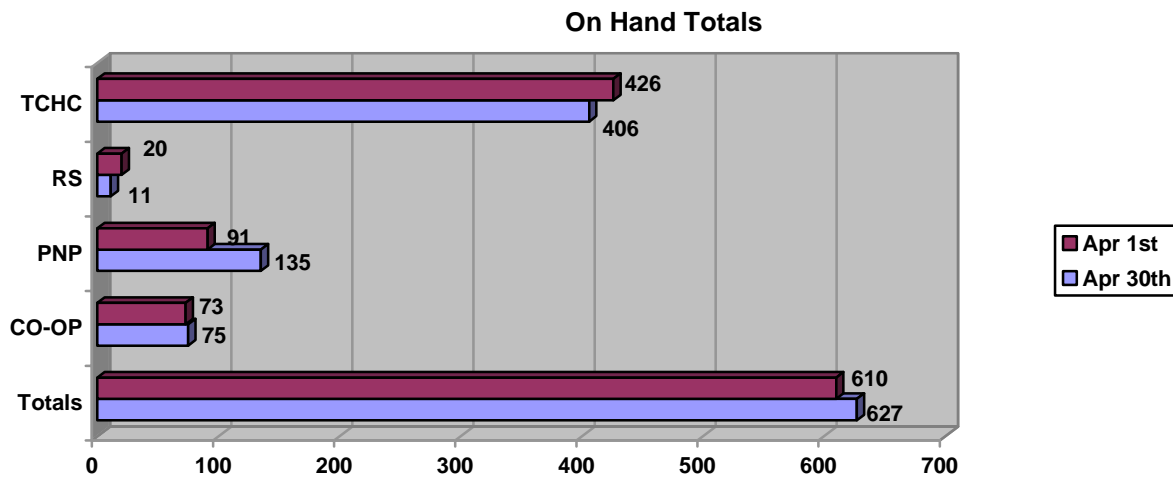
PNP	Room	Bach	1B	2B	3B	4B	5B+	Total
Households no Dependents	0	1	10	4	1	0	0	16
Households With Dependents	0	0	0	6	7	0	0	13
Seniors	0	3	10	0	0	0	0	13
Totals	0	4	20	10	8	0	0	42

CO-OP	Room	Bach	1B	2B	3B	4B	5B+	Total
Households no Dependents	0	1	0	0	0	0	0	1
Households With Dependents	0	0	0	2	3	1	0	6
Seniors	0	0	0	0	0	0	0	0
Totals	0	1	0	2	3	1	0	7

HOUSED PNP and CO-OP PROVIDERS

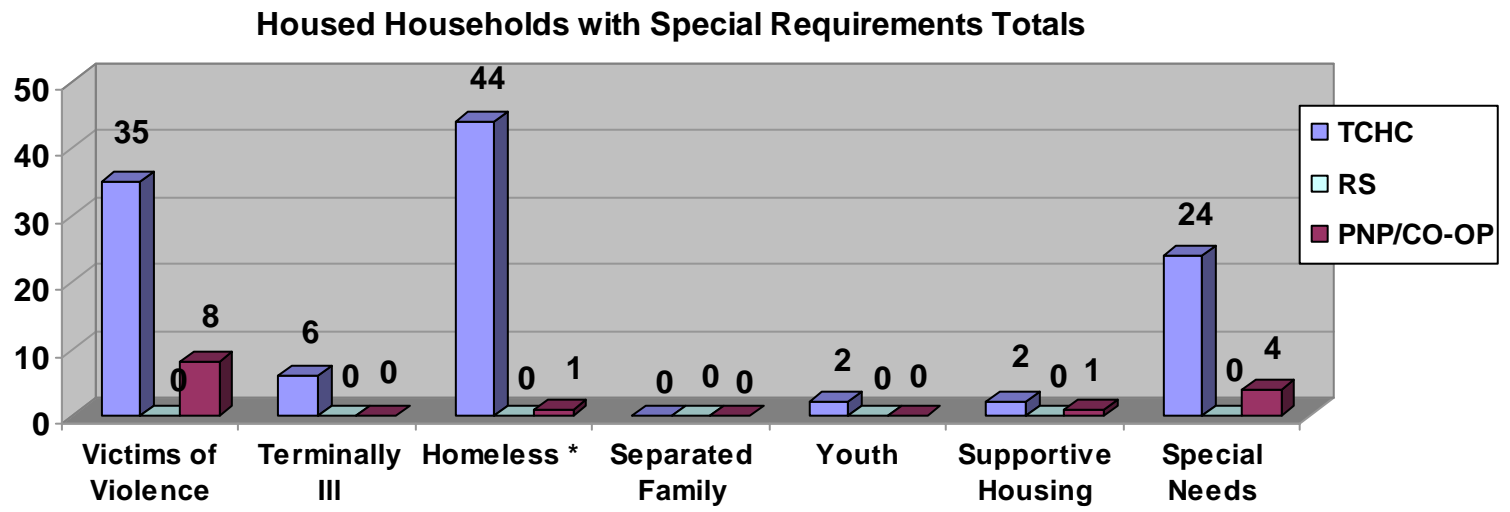
Providers	Room	Bach	1B	2B	3B	4B	5B+	Total
Aldebrain Attendant Care Services				2				2
Atkinson Housing Co-op						1		1
Church of Atonement Alderwood Senior Citizens Residences			3					3
City Park Co-operative Apartments Inc.		1						1
Gardenview Co-operative Homes				1				1
Hellenic Homes for the Aged Inc			1					1
Kehilla Residential Program			2	1				3
Loyola Arrupe Corporation		3						3
Northminster Residences of Toronto				1				1
OWN Housing Co-operative Inc.			2	2				4
Rexdale Presbyterian Senior Citizens Corporation			1					1
Richview Baptist Foundation			2					2
Salvador Del Mundo/Upwood Park				1				1
Stephenson Senior Link Homes (Neighbourhood Link)			1					1
Tamil Co-operative Homes Inc.					1			1
Tobias House of Toronto - Caring in the Spirit of St. Francis		1						1
Villa Otthon Non-Profit Corp.			1					1
Wigwamen Incorporated			6	4	8			18
Woburn Village Co-operative					2			2
Woodgreen Community Housing Inc.			1					1
TOTALS	0	5	20	12	11	1	0	49

SUMMARY OF VACANCY ACTIVITY



Provider	On Hand as of Apr 1st 2005	New	Cancelled	Offered	Accepted	On Hand as of Apr 30 th 2005
TCHC	426	313	56	641	274	406
RS	20	0	0	1	1	11
PNP	91	106	26	77	38	135
CO-OP	73	15	1	27	12	75
Totals	610	434	83	746	325	627

HOUSED HOUSEHOLDS WITH SPECIAL HOUSING REQUIREMENTS



* This does not include Victims of Violence living in shelters

Housing Connections

TCHC	Victims of Violence (SPP)	Terminally III	Homeless *	Separated Family	Youth	Supportive Housing	Special Needs	Total
Households no Dependents	13	2	21	0	2	0	13	51
Households With Dependents	16	2	15	0	0	0	8	41
Seniors	6	2	8	0	0	2	3	21
Totals	35	6	44	0	2	2	24	113

RENT SUPPLEMENT	Victims of Violence (SPP)	Terminally III	Homeless *	Separated Family	Youth	Supportive Housing	Special Needs	Total
Households no Dependents	0	0	0	0	0	0	0	0
Households With Dependents	0	0	0	0	0	0	0	0
Seniors	0	0	0	0	0	0	0	0
Totals	0	0	0	0	0	0	0	0

PNP/CO-OP	Victims of Violence (SPP)	Terminally III	Homeless *	Separated Family	Youth	Supportive Housing	Special Needs	Total
Households no Dependents	3	0	0	0	0	1	2	6
Households With Dependents	5	0	1	0	0	0	0	6
Seniors	0	0	0	0	0	0	2	2
Totals	8	0	1	0	0	1	4	14

Grand Totals	43	6	45	0	2	3	28	127
---------------------	-----------	----------	-----------	----------	----------	----------	-----------	------------